

Technical Reference



MTM400 **MPEG Transport Stream Monitor** **071-1560-04**

This document applies to firmware versions
1.2 to 2.6.

Warning

The servicing instructions are for use by qualified personnel only. To avoid personal injury, do not perform any servicing unless you are qualified to do so. Refer to all safety summaries prior to performing service.

www.tektronix.com

Copyright © Tektronix. All rights reserved. Licensed software products are owned by Tektronix or its subsidiaries or suppliers, and are protected by national copyright laws and international treaty provisions.

Tektronix products are covered by U.S. and foreign patents, issued and pending. Information in this publication supercedes that in all previously published material. Specifications and price change privileges reserved.

TEKTRONIX and TEK are registered trademarks of Tektronix, Inc.

Contacting Tektronix

Tektronix, Inc.
14200 SW Karl Braun Drive
P.O. Box 500
Beaverton, OR 97077
USA

For product information, sales, service, and technical support:

- In North America, call 1-800-833-9200.
- Worldwide, visit www.tektronix.com to find contacts in your area.

Table of Contents

General Safety Summary	vii
Service Safety Summary	ix
Preface	xi
Related Material	xi
Manual Conventions	xii

Specifications

Electrical, Hardware, and Signal Specifications	1-1
Power Source Characteristics	1-19
Environmental Characteristics	1-20
Mechanical (Physical) Characteristics	1-20
Certifications and Compliances	1-21

Test Parameters

Standard Tests	2-3
MPEG Tests	2-3
DVB Tests	2-6
ATSC Tests	2-11
ISDB-S Tests	2-14
ISDB-T Tests	2-18
ISDB (Partial Reception)	2-25
DCII Tests	2-31
China Tests	2-34
Info Tests	2-38
Event Identity to Test Name	2-41
Test Name to Event Identity	2-117
Parameter Reference	2-135
General Parameters	2-135
Interface Parameters	2-139
Stream Parameters	2-145
Template Parameters	2-170
PID Parameters	2-177
PID Groups Parameters	2-181
Events Parameters	2-182
Service Log Parameters	2-184
Trap Setting Parameters	2-185
Common Interface Protocol Parameters	2-186
Example Configuration File	2-186
Event SNMP Traps	2-187

Configuration File Structure

Updating	3-2
Defaults	3-5
Example Configuration File	3-6

Hardware Maintenance

Preventive Maintenance	4-1
Rack Mounting	4-2
Removing and Replacing an Interface Board	4-5
Battery Maintenance	4-17
Repacking for Shipment	4-19

Glossary

List of Figures

Figure 2–1: Alarm settings	2–184
Figure 4–1: Chassis section rack slides	4–2
Figure 4–2: Rack mounted sections	4–3
Figure 4–3: Installing or removing the rack slides	4–4
Figure 4–4: Removing the instrument cover	4–6
Figure 4–5: QAM (Annex A), QAM (Annex B, old version), QAM (Annex C), and QPSK (L-Band) interface board location ...	4–8
Figure 4–6: QAM (Annex B, new version), 8PSK, 8VSB, and COFDM interface board location	4–8
Figure 4–7: GbE interface board installation	4–9
Figure 4–8: Retaining screw locations for QAM (Annex A), QAM (Annex B, old version), QAM (Annex C), and QPSK (L-Band) interface boards	4–11
Figure 4–9: Retaining screw locations for QAM (Annex B, new version), 8PSK, 8VSB, and COFDM interface boards	4–11
Figure 4–10: Retaining screw locations for GbE interface board	4–12
Figure 4–11: Cable connections for QAM (Annex A), QAM (Annex B, old version), QAM (Annex C), and QPSK (L-Band) interface boards	4–14
Figure 4–12: Cable connections for QAM (Annex B, new version), 8PSK, 8VSB, and COFDM interface boards	4–15
Figure 4–13: Cable connections for GbE interface board	4–16

List of Tables

Table 1-1: Remote user interface platform characteristics	1-1
Table 1-2: TS processor - System timing clock	1-1
Table 1-3: TS processor - ASI interface	1-2
Table 1-4: TS processor - SMPTE310M interface	1-2
Table 1-5: I/O port characteristics - QPSK (L-Band)	1-3
Table 1-6: I/O port characteristics - ITU-J83 Annex A QAM	1-3
Table 1-7: I/O port characteristics - ITU-J83 Annex B QAM	1-4
Table 1-8: I/O port characteristics - ITU-J83 Annex C QAM	1-4
Table 1-9: Baseband board - ASI interface	1-5
Table 1-10: Baseband board - SMPTE310M interface	1-5
Table 1-11: QPSK/8PSK interface board characteristics with QPSK input	1-6
Table 1-12: QPSK/8PSK interface board characteristics with 8PSK input	1-7
Table 1-13: 8PSK and QPSK measurements	1-7
Table 1-14: COFDM interface board characteristics	1-8
Table 1-15: COFDM measurements	1-9
Table 1-16: 8VSB board characteristics	1-10
Table 1-17: 8VSB measurements	1-11
Table 1-18: QAM Annex B board characteristics	1-12
Table 1-19: QAM Annex B measurements	1-13
Table 1-20: Video over IP board - Ethernet electrical port	1-13
Table 1-21: Video over IP board - General	1-14
Table 1-22: Video over IP board - ASI input	1-14
Table 1-23: Video over IP board - ASI output - Active loop through of ASI/SMPTE input or TS from Video over IP	1-14
Table 1-24: Video over IP board - SMPTE310M input - Loop-through to ASI output BNC	1-15
Table 1-25: Video over IP board - Ethernet optical port	1-15
Table 1-26: TS processor - alarm connector	1-17
Table 1-27: TS processor - alarms	1-18
Table 1-28: TS processor - LTC in	1-18
Table 1-29: TS processor - Ethernet RJ-45 connector	1-18
Table 1-30: AC power source characteristics	1-19
Table 1-31: Transport stream board batteries	1-19

Table 1–32: Environmental characteristics	1–20
Table 1–33: Mechanical characteristics	1–20
Table 1–34: Certifications and compliances	1–21
Table 1–35: Environmental limits and use classification for safety certification compliance	1–23
Table 2–1: Test name to event identity	2–117
Table 2–2: Stream parameters	2–145
Table 2–3: PID parameters	2–177
Table 2–4: Event SNMP Traps - MPEG	2–187
Table 2–5: Event SNMP Traps - DVB	2–192
Table 2–6: Event SNMP Traps - ATSC	2–199
Table 2–7: Event SNMP Traps - ISDB-S	2–204
Table 2–8: Event SNMP Traps - ISDB-T	2–210
Table 2–9: Event SNMP Traps - ISDB (Partial Reception)	2–217
Table 2–10: Event SNMP Traps -DCII	2–224
Table 2–11: Event SNMP Traps - China	2–229
Table 2–12: Event SNMP Traps - IP	2–235
Table 3–1: Absolute update - example	3–3
Table 3–2: Incremental update - example	3–3
Table 4–1: QAM (Annex A), QAM (Annex B, old version), QAM (Annex C), and QPSK (L-Band) board connectors	4–7
Table 4–2: QAM (Annex B, new version), 8PSK, 8VSB, and COFDM interface board connectors	4–9
Table 4–3: GbE interface board connectors	4–10

General Safety Summary

Review the following safety precautions to avoid injury and prevent damage to this product or any products connected to it.

To avoid potential hazards, use this product only as specified.

Only qualified personnel should perform service procedures.

To Avoid Fire or Personal Injury

Use Proper Power Cord. Use only the power cord specified for this product and certified for the country of use.

Ground the Product. This product is indirectly grounded through the grounding conductor of the mainframe power cord. To avoid electric shock, the grounding conductor must be connected to earth ground. Before making connections to the input or output terminals of the product, ensure that the product is properly grounded.

Ground Equipment Connected to the Product. Ensure that any equipment connected to this product is grounded and at the same potential.

Observe All Terminal Ratings. To avoid fire or shock hazard, observe all ratings and markings on the product. Consult the product manual for further ratings information before making connections to the product.

Do Not Operate Without Covers. Do not operate this product with covers or panels removed.

Use Proper Fuse. Use only the fuse type and rating specified for this product.

Avoid Exposed Circuitry. Do not touch exposed connections and components when power is present.

Do Not Operate With Suspected Failures. If you suspect there is damage to this product, have it inspected by qualified service personnel.

Do Not Operate in Wet/Damp Conditions.

Do Not Operate in an Explosive Atmosphere.

Keep Product Surfaces Clean and Dry.

Provide Proper Ventilation. Refer to the manual's installation instructions for details on installing the product so it has proper ventilation.

Symbols and Terms

Terms in this Manual. These terms may appear in this manual:



WARNING. *Warning statements identify conditions or practices that could result in injury or loss of life.*



CAUTION. *Caution statements identify conditions or practices that could result in damage to this product or other property.*

Terms on the Product. These terms may appear on the product:

DANGER indicates an injury hazard immediately accessible as you read the marking.

WARNING indicates an injury hazard not immediately accessible as you read the marking.

CAUTION indicates a hazard to property including the product.

Symbols on the Product. The following symbols may appear on the product:



CAUTION
Refer to Manual



Protective Ground
(Earth) Terminal

Service Safety Summary

Only qualified personnel should perform service procedures. Read this *Service Safety Summary* and the *General Safety Summary* before performing any service procedures.

Do Not Service Alone. Do not perform internal service or adjustments of this product unless another person capable of rendering first aid and resuscitation is present.

Disconnect Power. To avoid electric shock, switch off the instrument power, then disconnect the power cord from the mains power.

Use Care When Servicing With Power On. Dangerous voltages or currents may exist in this product. Disconnect power, remove battery (if applicable), and disconnect test leads before removing protective panels, soldering, or replacing components.

To avoid electric shock, do not touch exposed connections.

Use only Tektronix approved components when servicing the unit.

Preface

This manual contains the following information about the MTM400 MPEG Transport Stream Monitor:

- *Specifications* lists the electrical, physical and environmental specifications of the MTM400 monitor.
- *Test Parameters* describes the tests performed by the MTM400 monitor; it also describes the associated parameters. This section provides the following cross-referenced information:
 - The Standards Tests section (page 2–3) identifies the tests and event identities associated with each of the DTV standards; some additional categories are also included.
 - Event Identity to Test Name (page 2–41); includes a brief description of the test, the applicable standards and the associated parameters.
 - Test Name to Event Identity (page 2–117) is a cross-reference between Test Names and Event identities.
 - The Parameter Reference subsection (page 2–135) lists all available parameters.
 - Event Traps tables (page 2–187) lists the SNMP (Simple Network Management Protocol) traps available for each event.
- *Configuration File* describes the structure and composition of the MTM400 configuration file.
- *Hardware Maintenance* describes cleaning the unit and the installation of interface boards and batteries.

Related Material

Additional documentation, such as Read Me files, may be included on the documentation disk.

The *MTM400 MPEG Transport Stream Monitor User Manual* (Tektronix part number: 071-1224-xx) describes the functions and use of the instrument. This manual is available in English and Japanese languages.

The *MTM400 MPEG Transport Stream Monitor Programmer Manual* (Tektronix part number: 071-1375-xx) specifies the remote control and status monitoring interfaces available to a management application. This English language reference document is available only from the Tektronix Web site (www.tektronix.com).

The following URLs access the Web sites for the standards organizations listed (the URLs listed were valid at the time of writing):

- MPEG-2 standards (International Organization for Standards)
<http://www.iso.ch/>
- DVB standards (European Technical Standards Institute)
<http://www.etsi.org/>
- ATSC standards (Advanced Television Systems Committee)
<http://www.atsc.org/>
- ISDB/ARIB standards (Association of Radio Industries and Businesses)
<http://www.arib.or.jp/english/>

Manual Conventions

Naming conventions for the interface elements are based on standard Windows naming conventions. Naming conventions for MPEG-2, ATSC, and DVB structures follow the conventions derived from the standards documents found at the Web sites listed on page x. In addition, the following formatting conventions apply to this manual:

- **Bold** text refers to specific interface elements that you are instructed to select, click, or clear.
Example: Select **Settings** from the Configuration menu.
- Mono-spaced text can indicate the following:
 - Text you enter from a keyboard
Example: Enter the network identity (`http://TSMonitor01`)
 - Characters you press on your keyboard
Example: Press `CTRL+C` to copy the selected text.
 - Paths to components on your hard drive
Example: The program files are installed at the following location:
`C:\Program Files\Tektronix\`



Specifications

Specifications

This section lists the electrical, environmental, and physical specifications of the MTM400 system. All specifications are guaranteed unless labeled typical. Typical specifications are provided for your convenience and are not guaranteed. Electrical characteristics apply to test systems operating within the environmental conditions.

Electrical, Hardware, and Signal Specifications

Table 1-1: Remote user interface platform characteristics

Characteristic	Description
Minimum Specification	1 GHz Intel Pentium Processor (Preferred: 2 GHz)
Operating System	Any Microsoft Windows operating system (Recommended: XP Pro)
Disk Space	2 GB free disk space
Ethernet	10/100-base T
Installed Software	Microsoft Internet Explorer, Version 6.0 minimum; Microsoft Java Virtual Machine installed, Version 5.0 minimum
RAM	1 GB
CD-ROM Drive	8x
Display	1024 x 768 pixel video monitor with 16 available colors

Table 1-2: TS processor - system timing clock

Characteristic	Description
PCR Offset Measurement Accuracy	± 2.0 ppm
System Timing Clock Drift	± 1.0 ppm per year (maximum)

Table 1-3: TS processor - ASI interface

Characteristic	Description
ASI Input	
Connector	BNC
Transport Stream Rate	155 Mbps maximum, 250 kbps minimum
Data Format	Accepts both Burst and Packet mode ASI format
Signal Amplitude	2.0 V _{p-p} maximum; 200 mV _{p-p} minimum
Termination	75 ohms nominal, transformer coupled
Return Loss	10 dB min, 5 MHz to 270 MHz
Link Rate	270 Mbaud ± 100 ppm
ASI Output	(The Output is an active loop-through of the Input.)
Connector	BNC
Impedance	75 ohms nominal, transformer coupled
Transport Stream Rate	Same as the ASI input
Signal Amplitude	1.0 V _{p-p} max, 600 mV _{p-p} min, into a 75 ohm load
Return Loss	10 dB min at 270 MHz

Table 1-4: TS processor - SMPTE310M interface

Characteristic	Description
SMPTE310M Input	
Connector	BNC
Termination	75 ohms, transformer coupled
Data Format	Bi-phase coded. Compliant with SMPTE310M
Input Bit Rate	19,392,658.5 bps ± 2.8 ppm
Signal Amplitude	2.0 V _{p-p} maximum, 200 mV _{p-p} minimum
Return Loss	10 dB min at 20 MHz
SMPTE310M Output	(The Output is an active loop-through of the Input.)
Connector	BNC
Output Bit Rate	Same as the SMPTE310M input
Signal Amplitude	600 mV min, 1.0 V max, into a 75 ohm load
Output Impedance	75 ohms, transformer coupled
Return Loss	10 dB min at 20 MHz

Table 1-5: I/O port characteristics - QPSK (L-Band)

Characteristic	Description
Connectors	
Input	Type F (loop-through to output)
Output	Type F
Input Frequency Range	950 MHz to 2150 MHz in 100 kHz steps
Input Signal Amplitude Range	-60 dBm min, -30 dBm max for a CBER of $<1e^{-6}$
Input Termination Impedance	75 ohm nominal
Input Return Loss	10 dB min, 950 MHz to 2150 MHz
Modulation Format	QPSK
Modulated Baud Rate	2 MBaud min, 45 MBaud max
Viterbi Values Supported	1/2, 2/3, 3/4, 5/6, 6/7, 7/8
Loop Through Output Amplitude	-6 dB to +3 dB
Loop Through Output Reverse Isolation	30 dB typical
LNB Support	
LNB Supply Voltage	selectable; 13.0 V \pm 1.5 V or 18.0 V \pm 1.5 V, with 100 ohms, 5 Watt resistor load
LNB Supply Maximum Current	200 mA maximum
LNB 22kHz Signaling Frequency	17.6 kHz min, 26.4 kHz max (22 kHz \pm 20%)
LNB 22kHz Signaling Amplitude	600 mV _{p-p} with a 100 ohm load 400 mV minimum, 800 mV maximum

Table 1-6: I/O port characteristics - ITU-J83 Annex A QAM

Characteristic	Description
Input Frequency Range	51 MHz to 858 MHz, 62.5 kHz steps
Modulation Format	16 QAM, 64 QAM, 256 QAM (compliant with DVB-C ETS 300 421)
Modulation Baud Rate, QAM A	5.0 Mbaud/s minimum, 6.952 Mbaud/s maximum
Input Signal Level	-57 dBm (50 dBuV) to -27 dBm (80 dBuV), with a 16, 64, and 256 QAM input, providing five or fewer Transport Error Flags in 10 seconds, which corresponds to a post FEC rate of $1e^{-8}$
Modulation Error Ratio (with equalizer)	38 dB min, with a 64 QAM input and 256 QAM input
Receiver Bandwidth, QAM A	8 MHz nominal
Input Termination Impedance	75 ohm nominal
Input Return Loss	6 dB min, 10 dB typical, 51 MHz to 858 MHz
Loop Through Power Gain	1.5 dB to 4 dB typical, 51 MHz to 858 MHz typical

Table 1-6: I/O port characteristics - ITU-J83 Annex A QAM (Cont.)

Characteristic	Description
Loop Through Noise Figure	8 dB typical
Loop Through Output Return Loss	Greater than 10 dB typical

Table 1-7: I/O port characteristics - ITU-J83 Annex B QAM

Characteristic	Description
Input Frequency Range	88 MHz to 858 MHz, 62.5 kHz steps
Modulation Format	64 QAM, 256 QAM (compliant with ITU J-83 Annex B) Only interleaving modes with I,J = 128 (64,2; 32,4; 16,8; 8,16; 128,1) are supported. Modes described as I = 128, and J = 2, 3, 4, 5, 6, 7, 8 are not supported.
Modulation Baud Rate, QAM B	5.056941 Mbaud/s (64 QAM); 5.360537 Mbaud/s (256 QAM)
Input Signal Level	-57 dBm (50 dBuV) to -27 dBm(80 dBuV), with a 16, 64, and 256 QAM input, providing five or fewer Transport Error Flags in 11 seconds, which corresponds to a post FEC rate of $1e^{-8}$
Modulation Error Ratio (with equalizer)	37 dB min, with a 64 QAM input
Receiver Bandwidth, QAM B	6 MHz nominal
Input Termination Impedance	75 ohm nominal
Input Return Loss	6 dB min, 10 dB typical, 88 MHz to 858 MHz

Table 1-8: I/O port characteristics - ITU-J83 Annex C QAM

Characteristic	Description
Input Frequency Range	88 MHz to 858 MHz, 62.5 kHz steps
Modulation Format	16 QAM, 64 QAM, 256 QAM (compliant with ITU J-83 Annex C)
Modulation Baud Rate, QAM C	4.5 Mbaud/s min; 5.5 Mbaud/s max
Input Signal Level	-57 dBm (50 dBuV) to -27 dBm(80 dBuV), with a 16, 64, and 256 QAM input, providing five or fewer Transport Error Flags in 12 seconds, which corresponds to a post FEC rate of $1e^{-8}$
Modulation Error Ratio (with equalizer)	38 dB typical, with a 64 QAM input
Receiver Bandwidth, QAM C	6 MHz nominal
Input Termination Impedance	75 ohm nominal
Input Return Loss	6 dB min, 10 dB typical, 88 MHz to 858 MHz

Table 1-9: Baseband board - ASI interface

Characteristic	Description
ASI Input	
Connector	BNC
Transport Stream Rate	155 Mbps maximum, 250 kbps minimum
Data Format	Accepts both Burst and Packet mode ASI format
Signal Amplitude	2.0 V _{p-p} maximum; 200 mV _{p-p} minimum
Termination	75 ohms nominal, transformer coupled
Return Loss	10 dB min, 5 MHz to 270 MHz
Link Rate	270 Mbaud ± 100 ppm
ASI Output	(The Output is an active loop through of the Input.)
Connector	BNC
Impedance	75 ohms nominal, transformer coupled
Transport Stream Rate	Same as the ASI input
Signal Amplitude	1.0 V _{p-p} max, 600 mV _{p-p} min, into a 75 ohm load
Return Loss	10 dB min at 270 MHz

Table 1-10: Baseband board - SMPTE310M interface

Characteristic	Description
SMPTE310M Input	
Connector	BNC
Termination	75 ohms, transformer coupled
Data Format	Bi-phase coded. Compliant with SMPTE310M
Input Bit Rate	19,392,658.5 bps ± 2.8 ppm
Signal Amplitude	2.0 V _{p-p} maximum, 200 mV _{p-p} minimum
Return Loss	10 dB min at 20 MHz
SMPTE310M Output	(The Output is an active loop through of the Input.)
Connector	BNC
Output Bit Rate	Same as the SMPTE310M input
Signal Amplitude	600 mV min, 1.0 V max, into a 75 ohm load
Output Impedance	75 ohms, transformer coupled
Return Loss	10 dB min at 20 MHz

Table 1-11: QPSK/8PSK interface board characteristics with QPSK input

Characteristic	Description
Input Frequency Range	950 MHz to 2150 MHz with 1 MHz step size
Input Signal Amplitude Range	-60 dBm to -30 dBm for a CBER of $<1e^{-6}$
Modulation Format	QPSK in accordance with ETSI EN 300 421
Modulated Baud Rate	1 MBaud min, 30 MBaud max
Viterbi Values Supported	1/2, 2/3, 3/4, 5/6, 6/7, 7/8
FEC	In accordance with ETSI EN 300 421
Turbo Viterbi Values Supported	1/2, 2/3, 3/4, 5/6, 7/8
Turbo FEC	Turbo code
Connector Style	F-style
Input Termination Impedance	75 ohm nominal
Input Return Loss	4 dB min, 950 MHz to 2050 MHz typical
LNB Supply Voltage	Selectable; 13.0 V \pm 1.5 V or 18.0 V \pm 1.5 V, with 100 ohm, 5 watt resistor load
LNB Supply Maximum Current	200 mA maximum
LNB 22 kHz Signaling Frequency	17.6 kHz min, 26.4 kHz max (22 kHz \pm 20%)
LNB 22 kHz Signaling Amplitude	600 mV p-p with 100 ohm load
Ultimate Modulation Error Ratio (with equalizer)	26 dB with equalizer

Table 1–12: QPSK/8PSK interface board characteristics with 8PSK input

Characteristic	Description
Input Frequency Range	950 MHz to 2150 MHz with 1 MHz step size
Input Signal Amplitude Range	-60 dBm to -30 dBm for a CBER of $<1e^{-6}$
Modulation Format	QPSK in accordance with ETSI EN 300 421
Modulated Baud Rate	1 MBaud min, 30 MBaud max
Turbo Viterbi Values Supported	2/3, 3/4 (2.05), 3/4 (2.1), 5/6, 8/9
Turbo FEC	Turbo code
Connector Style	F-style
Input Termination Impedance	75 ohm nominal
Input Return Loss	4 dB min, 950 MHz to 2050 MHz typical
LNB Supply Voltage	Selectable; 13.0 V \pm 1.5 V or 18.0 V \pm 1.5 V, with 100 ohm, 5 watt resistor load
LNB Supply Maximum Current	200 mA maximum
LNB 22 kHz Signaling Frequency	17.6 kHz min, 26.4 kHz max (22 kHz \pm 20%)
LNB 22 kHz Signaling Amplitude	600 mV p-p with 100 ohm load
Ultimate Modulation Error Ratio (with equalizer)	26 dB with equalizer

Table 1–13: 8PSK and QPSK measurements

Characteristic	Description
RF Lock	RF lock is indicated by LED and Status.
Input Level (Signal Strength)	Range: -60 dBm to -30 dBm; Resolution: 1 dBm; Accuracy: \pm 5 dBm; typical
EVM (Error Vector Magnitude)	Display Range: \leq 4.0% to \geq 30.0% rms; Resolution: 0.1%; Accuracy: \pm 20% of reading; typical
MER (Modulation Error Ratio) with Equalizer	Display Range: 10 dB to 26 dB with equalizer; Resolution: 1 dB; Accuracy: \pm 2 dB for range 10 dB to 20 dB; typical
SNR (Signal to Noise Ratio)	Display Range: 5 dB to 35 dB; Resolution: 1dB; Accuracy: \pm 2 dB for range from 5 dB to 30 dB; typical
Pre Reed Solomon (RS) BER (Bit Error Rate)	Pre-RS BER is displayed.
Post RS BER and TEF (Transport Error Flag)	Post Reed Solomon BER (TEF ratio), TEF rate, and number of Transport Error Flags (TEF count) are displayed.
Constellation	The RF constellation is displayed.

Table 1-14: COFDM interface board characteristics

Characteristic	Description
Input Frequency Range	50 MHz to 858 MHz (to include low VHF)
Input Signal Amplitude Range	The receiver delivers QEF (Quasi Error Free) operation over the following signal power ranges: QPSK (4QAM): -85 dBm to -10 dBm (24 dBuV to 99 dBuV) 16QAM: -80 dBm to -10 dBm (29 dBuV to 99 dBuV) 64QAM: -72 dBm to -15 dBm (37 dBuV to 94 dBuV) ≥ -60dBm to ensure compliance to EN 55103-2 immunity
Compliance	COFDM (DVB-T) receptions and demodulation, compliant with ETSI EN300-744, 2 K and 8 K transmission modes
Tuning Resolution	166.7 kHz or smaller increments
Tuning Accuracy	Better than ± 50 ppm
Channel Bandwidth	7 MHz and 8 MHz (software selectable)
Connector Style	F-style
Input Termination Impedance	75 ohm nominal
Input Return Loss	7 dB minimum, 50 MHz to 858 MHz; typical
Modulation Schemes Supported	QPSK (4QAM), 16QAM, and 64QAM modulation
Transmission Modes	2 K carriers and 8 K carriers
Hierarchical modulation	All hierarchies will be supported, to include no hierarchy, and alpha = 1, 2 and 4.
Viterbi puncture rates	1/2, 2/3, 3/4, 5/6, 7/8
Guard Intervals	1/32, 1/16, 1/8, 1/4
Spectrum Polarity	The receiver will operate with both inverted and normal spectral polarity.
Ultimate Modulation Error Ratio, with Equalizer	≥ 37 dB with equalizer; typical

Table 1–15: COFDM measurements

Characteristic	Description
Overall Receiver Lock Status	Overall receiver lock status is indicated by an LED on the rear panel.
Transmission Coding Parameters	The receiver reports the current status of the following transmission parameters: <ul style="list-style-type: none"> - QPSK/16, QAM/64, QAM encoding - 2K/8K Transmission mode - Hierarchy status (hierarchy on/off, alpha value) - Viterbi puncture rate - Guard Interval Value - Gross bit rate in the channel - Spectrum polarity (inverted/non inverted)
Input Level (Signal Strength) (Typical)	<p>Ranges, High Sensitivity mode:</p> <p>QPSK (4QAM): -85 dBm to -10 dBm (24 dBuV to 99 dBuV)</p> <p>16QAM: -80 dBm to -10 dBm (29 dBuV to 99 dBuV)</p> <p>64QAM: -72 dBm to -13 dBm (37 dBuV to 96 dBuV)</p> <p>Ranges, High Resolution mode:</p> <p>QPSK (4QAM): -45 dBm to -10 dBm (64 dBuV to 99 dBuV)</p> <p>16QAM: -45 dBm to -10 dBm (64 dBuV to 99 dBuV)</p> <p>64QAM: -45 dBm to -13 dBm (64 dBuV to 96 dBuV)</p> <p>Resolution: 1 dBm</p> <p>Accuracy: ± 3 dBm</p>
RF Carrier Offset	Accuracy: ± 50 ppm, of the tuned frequency; typical
SNR (Signal to Noise Ratio) (Typical)	<p>Display Range:</p> <p>6 dB to 40 dB for QPSK (4QAM):</p> <p>11 dB to 40 dB for 16QAM</p> <p>16 dB to 40 dB for 64QAM</p> <p>Resolution: 1 dB</p> <p>Accuracy: ± 1 dB to 30 dB SNR (measured at -30 dBm input in high resolution mode)</p>
EVM (Error Vector Magnitude) (Typical)	<p>Display Range:</p> <p>$\leq 1\%$ to $\geq 30\%$ rms, for QPSK</p> <p>$\leq 1\%$ to $\geq 20\%$ rms, 16QAM</p> <p>$\leq 1\%$ to $\geq 8.5\%$ rms, 64QAM</p> <p>Resolution: 0.1%</p> <p>Accuracy: 1% (1 EVM unit), and additional $\pm 20\%$ of reading</p>

Table 1-15: COFDM measurements (Cont.)

Characteristic	Description
MER (Modulation Error Ratio) with Equalizer (Typical)	Both MER Peak and MER Average are displayed as measured across all carriers. Display Range: 6 dB to 37 dB for QPSK (4QAM) 11 dB to 37 dB for 16QAM 16 dB to 37 dB for 64QAM Resolution: 0.1 dB Accuracy: ± 1 dB to 30 dB (Measured at -30 dBm input in High Resolution mode). For best MER accuracy, use High Resolution mode, and maintain the input signal level between -45 dBm and -15 dBm.
Carrier Power Distribution	The carrier-by-carrier signal-to-noise power ratio is displayed. Channel Flatness in dB can be viewed from spectrum display. Tilt in dB can be viewed from spectrum display.
Channel Equalization Status	Channel estimate I and Q values for each carrier are displayed.
Constellation	The RF constellation is displayed.
BER	Pre-Viterbi BER and Pre Reed-Solomon BER values are displayed.
Post RS BER and TEF (Transport Error Flag)	Post Reed Solomon BER (uncorrectable error count) and number of Transport Error Flags are displayed.

Table 1-16: 8VSB board characteristics

Characteristic	Description
Input Frequency Range	54 MHz to 860 MHz, VHF/UHF channels 2 to 69 (to include low VHF frequencies)
Input Signal Level	-72 dBm to -6 dBm (-23 dBmV to +43 dBmV) ≥ -60 dBm to ensure compliance to EN 55103-2 immunity
Modulation Format	8VSB in accordance with ATSC A/53B.
Receiver Bandwidth	6 MHz
Input Termination Impedance	75 ohm nominal
Connector Type	F type
Input Return Loss	5 dB minimum; typical

Table 1–17: 8VSB measurements

Characteristic	Description
RF Lock	RF lock is indicated LED and Status
Input Level (Signal Strength) (Typical)	Display Range: –72 dBm to –2 dBm relative to 75 ohms (–23 dBmV to +47 dBmV) Resolution: 1dB Accuracy: ± 3dB
EVM (Error Vector Magnitude) (Typical)	Display Range: ≤ 3.0% to ≥ 12.5% rms Resolution: 0.1% Accuracy: ± 20% of reading
Equivalent MER (Modulation Error Ratio) with Equalizer (Typical)	Display Range: 17 dB to 31 dB with Equalizer Resolution: 0.1 dB Accuracy: ± 1 dB for MER > 25 dB; ± 3 db for MER 25 dB to 31 dB (Measured at –30 dBm input. For best MER accuracy, maintain the input signal level between –50 dBm and –15 dBm.)
SNR (Signal to Noise Ratio) (Typical)	Display Range: 15 dB to 35 dB Resolution: 1 dB Accuracy: ± 1 dB for SNR < 25 dB; ± 3 db for SNR 25 dB to 35 dB
BER	Pre-RS BER, SER 1 second and 10 seconds windows values are displayed.
TEF (Transport Error Flag)	Transport Error Flags (uncorrectable error count) in a 1 second window and 10 second window are displayed.
Constellation Diagram	The 8VSB constellation diagram is a display of I-data history with histograms (the IQ constellation is not available). This is displayed as Symbol Distribution in the user interface.
Echo Profile (Typical)	Equalizer filter tap information is displayed. Display Echo Level range: Normalized real tap values over the range of –1 to 1 Display Delay range: –6.7 μs to 45.5 μs

Table 1-18: QAM Annex B board characteristics

Characteristic	Description
Input Frequency Range	88 MHz to 858 MHz
Input Signal Level	-64 dBm to -19 dBm (45 dBuV to 90 dBuV relative to 75 ohm) (With either a 64 or 256 QAM input, there are five or fewer Transport Error Flags in 11 seconds, which corresponds to a post FEC rate of $1e^{-8}$) ≥ -55 dBm to ensure compliance to EN 55103-2 immunity
Modulation Format	64QAM, 256QAM (compliant with ITU J-83 Annex B)
Interleaving Mode	Level 1 and Level 2 interleaving support compliant with all ITU J-83 Annex B, excluding I, J = (128,7) and (128,8), and in 256 QAM excluding (8, 16) and (16, 8)
Modulation Baud Rate	64 QAM: 5.056941 Mbaud/s 256 QAM: 5.360537 Mbaud/s
Spectrum Polarity	Demodulates both Normal and Inverted IF Spectrum.
Receiver Bandwidth, QAM B	6 MHz nominal
Connector Type	F type
Input Termination Impedance	75 ohm nominal
Input Return Loss	5 dB typical
Ultimate Modulation Error Ratio with Equalizer	≥ 37 dB with equalizer; typical

Table 1–19: QAM Annex B measurements

Characteristic	Description
RF Lock	RF lock is indicated by LED and Status
Input Level (Signal Strength) (Typical)	Range: -64 dBm to -19 dBm (45 dBuV to 90 dBuV relative to 75 ohms) Resolution: 1 dB Accuracy: ± 3 dB
EVM (Error Vector Magnitude) (Typical)	Display Range for 64 QAM: $\leq 1\%$ to $\geq 5\%$ rms Display Range for 256 QAM: $\leq 1\%$ to $\geq 2.5\%$ rms Resolution: 0.1% Accuracy: $\pm 1\%$
MER (Modulation Error Ratio) with Equalizer (Typical)	Display Range: 64 QAM: 22 dB to 37 dB 256 QAM: 28 dB to 37 dB Resolution: 0.1 dB Accuracy: ± 1 dB for MER < 25 dB; ± 3 db for MER 25 dB to 34 dB (measured at -30 dBm input)
SNR (Signal to Noise Ratio) (Typical)	Display Range: 64QAM: 22 dB to 37 dB 256QAM: 28 dB to 37 dB Resolution: 1 dB Accuracy: ± 1 dB for SNR < 25 dB; ± 3 db for SNR 25 dB to 34 dB
BER (Bit Error Ratio)	Pre-RS BER is displayed
TEF (Transport Error Flag)	Transport Error Flags (uncorrectable error count) in a 1 second window and 10 second window are displayed.
Constellation	The RF constellation is displayed.

Table 1–20: Video over IP board - Ethernet electrical port

Characteristic	Description
Standard	10/100/1000BASE-T IEEE 802.3
Connector Type	RJ-45
Data Format 10/100 Base T	NRZ
Data Format 1000 Base T	Trellis encoded, PAM5 symbols full-duplex on 4-pair Cat-5 UTP per IEEE 802.3ab

Table 1-21: Video over IP board - General

Characteristic	Description
Ethernet Port	<p>The Ethernet Interfaces supports 1000/100/10 Mbit/s data transmission. The Ethernet Interface to the board will be an IEEE 802.3 compliant 10/100/1000 Ethernet interface supporting 10/100/1000BT, 1000BSX(multi-mode), and 1000BLX(single-mode).</p> <p>Two Ethernet interfaces are available - a copper RJ-45 interface and an MSA (multi-source agreement) compliant SFP (Small Form-factor Pluggable) connector. The SFP connector will provide for pluggable optical interfaces. Only one interface, either the copper or optical, will be active at a time for video over IP monitoring. The active interface will be selectable via software control.</p>
Transport stream rate over IP	250 Kbps to 155 Mbps; typical

Table 1-22: Video over IP board - ASI input

Characteristic	Description
Connector	BNC
Transport Stream Rate	250 Kbps to 155 Mbps; typical
Data Format	Accepts both Burst and Packet mode ASI format
Signal Amplitude	2.0 V _{p-p} max; 200 mV pk to pk min
Termination	75 ohms nominal, transformer coupled
Return Loss	10 dB min, 5 MHz to 270 MHz
Link Rate	270 Mbaud ± 100 ppm

**Table 1-23:
Video over IP board - ASI Output - Active loop through of ASI/SMPTE input or TS from Video over IP**

Characteristic	Description
Connector	BNC
Impedance	75 ohms nominal, transformer coupled
Transport Stream Rate	250 Kbps to 155 Mbps max
Transport Stream Smoothing	Smoothing mechanism for the TS packets before retransmitting packets out on ASI port
Signal Amplitude	600 mV pk to pk min, 1.0V _{p-p} max into a 75 ohm load
Return Loss	10 dB min at 270 MHz

Table 1-24: Video over IP board - SMPTE310M input - Loop-through to ASI output BNC

Characteristic	Description
Connector	BNC
Termination	75 ohms nominal, transformer coupled
Data Format	Bi-phase coded. Compliant with SMPTE310M
Input Bit Rate	19,392,658.5 bps \pm 2.8 ppm
Signal Amplitude	2.0V _{p-p} max; 200 mV pk to pk min
Return Loss	10 dB min at 20 MHz

Table 1-25: Video over IP board - Ethernet optical port

Characteristic	Description
Ethernet Optical Transmitter - General Characteristics	
Optical Operating Mode	Single Mode or Multimode
Connector Type	Duplex data link MSA compliant SFP connector
Standard	1000 BASE-X
Data Format	NRZ
Ethernet Optical Transmitter - Singlemode 1550nm Using Tek supplied SFP module	
Output Power	-2 dBm to +4 dBm; typical
Center Wavelength - 1550 nm	1530 nm Min, 1550 nm Typ, 1570 nm Max; typical
Total Jitter (Peak-to-Peak)	< 170 ps
Extinction Ratio	\geq 9.0 dBm
Ethernet Optical Receiver - Singlemode 1550nm Using Tek supplied SFP module	
Optical Input Power	-26 dBm to -3 dBm, BER 1×10^{-12} ; typical
Input Wavelength	1270 nm = λ = 1610 nm
Ethernet Optical Transmitter - Singlemode 1310nm Using Tek supplied SFP module	
Output Power	-11 dBm to -3 dBm; typical
Center Wavelength - 1310 nm	1270 nm Min, 1310 nm Typ, 1355 nm Max; typical
Total Jitter (Peak-to-Peak)	< 170 ps
Extinction Ratio	\geq 9.0 dBm
Ethernet Optical Receiver - Singlemode 1310nm Using Tek supplied SFP module	
Optical Input Power	-19 dBm to -3 dBm, BER 1×10^{-12} ; typical
Input Wavelength	1270 nm = λ = 1610 nm
Ethernet Optical Transmitter - Multimode 850nm Using Tek supplied SFP module	
Output Power	-9.5 dBm to -2 dBm; typical
Center Wavelength - 850 nm	830 nm Min, 850 nm Typ, 860 nm Ma; typical

Table 1–25: Video over IP board - Ethernet optical port (Cont.)

Characteristic	Description
Total Jitter (Peak-to-Peak)	< 170 ps
Extinction Ratio	≥ 9.0 dBm
Ethernet Optical Receiver - Multimode 850nm Using Tek supplied SFP module	
Optical Input Power	-17 dBm to 0 dBm, BER 1×10^{-12} ; typical
Input Wavelength	770 nm = λ = 860 nm

Table 1-26: TS processor - Alarm connector

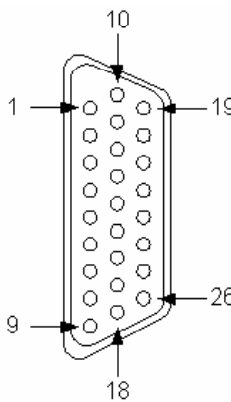
26-Pin, D-Type Connector	Pin	Function	Description
	1	DGND	Ground
	2	TTL02	TTL Output 2
	3	DGND	Ground
	4	P5V	5 V
	5	RL1NC	Relay 1: Normally closed contact
	6	RL2NC	Relay 2: Normally closed contact
	7	RL3NC	Relay 3: Normally closed contact
	8	RL4NC	Relay 4: Normally closed contact
	9	RL5NC	Relay 5: Normally closed contact
	10	DGND	Ground
	11	DGND	Ground
	12	TTL03	TTL Output 3
	13	P5V	5 V
	14	RL1CC	Relay 1: Common contact
	15	RL2CC	Relay 2: Common contact
	16	RL3CC	Relay 3: Common contact
	17	RL4CC	Relay 4: Common contact
	18	RL5CC	Relay 5: Common contact
	19	TTL01	TTL Output 1
	20	DGND	Ground
	21	TTLI1	TTL Input 1
	22	RL1NO	Relay 1: Normally open contact
	23	RL2NO	Relay 2: Normally open contact
	24	RL3NO	Relay 3: Normally open contact
	25	RL4NO	Relay 4: Normally open contact
	26	RL5NO	Relay 5: Normally open contact
Connector shell - Chassis ground			

Table 1-27: TS processor - Alarms

Characteristic	Value
Alarm Relay	
Number of relays	5
Maximum Switching Current	1 Amp
Maximum Switch Voltage	24 Vdc
Contact Resistance	100 milli-ohm max
TTL Output Pins of the Alarms Output Connector	
Output Type	TTL open collector, requires external pull-up resistor
Logic High Voltage	2.0 V min
Logic Low Voltage	0.8 V max, sinking 100 mA
Maximum Switching Current	100 mA
TTL Input Pins of the Alarms Output Connector	
Maximum Input Voltage	5.1 V
Logic High Input Voltage	2.0 V min
Logic Low Input Voltage	0.8 V max
+5 V Output, Pins 4 and 13 of the Alarms Output Connector	
Output Voltage	4.9 V min, 5.1 V max, no load
Maximum Output Current	100 mA
Output Protection	Fused, self resetting

Table 1-28: TS processor - LTC in


LTC 2-pin connector	Pin	Function	Description
	1	IN+	
	2	IN-	
	Connector shell - Chassis ground		
Port Specification			
Type	Linear time code, SMPTE standard to ANSI/SMPTE 12M - 1995		
Input Voltage	2.0 V p-p differentially minimum		

Table 1-29: TS processor - Ethernet RJ-45 connector

Characteristic	Description
Connector	10/100 Base-T; RJ-45 Use only good quality screened cable; Cat 6

Power Source Characteristics

Table 1–30: AC power source characteristics

Characteristic	Description
Source Voltage	100 VAC to 240 VAC
Frequency Range	50 Hz/60 Hz
Power Consumption	1 A max
Peak Inrush Current	7.2 A peak at 240 VAC, 50 Hz
Fuse Rating	Mains fuse is 3.15 A, 250 V (Not operator replaceable. Refer servicing to qualified service personnel.)

Table 1–31: Transport stream board batteries

Characteristic	Description
Quantity	2 (In single carrier)
Voltage	3 V
Capacity	210 mAh
Continuous Discharge (Maximum)	3 mA
Overall Dimensions (Single cell)	
Height	3.2 mm (0.13 in)
Width (Diameter)	20 mm (0.79 in)
Battery Type	Tektronix part number: 146-0096-xx

Environmental Characteristics

Table 1–32: Environmental characteristics

Characteristic	Description
Temperature	
Operating	+5 °C to +40 °C
Non-operating	-10 °C to +60 °C
Humidity	
Operating	10% to 80% relative humidity up to 31 °C Above 31 °C, decreasing linearly to 50% at 40 °C
Non-operating	10% to 95% relative humidity, non-condensing
Altitude	
Operating	0 m to 3000 m (9800 ft)
Non-operating	0 m to 12000 m (40000 ft)

Mechanical (Physical) Characteristics

Table 1–33: Mechanical characteristics

Characteristic	Description
Classification	Transportable platform also intended for 19-inch rack mounted applications, 1RU high.
Overall Dimensions	
Height	44 mm (1.73 in) (1RU)
Width	430 mm (17.13 in)
Depth	600 mm (23.62 in)
Required Clearance	Top and bottom: 0 mm; Sides: Standard 19 in rack mount
Weight	6.0 kg (13.3 lbs); fully loaded
Packaged Dimensions	
Height	241 mm (9.5 in)
Width	590 mm (23.1 in)
Depth	760 mm (30 in)
Weight (Packaged)	9 kg (19.7 lbs)

Certifications and Compliances

Table 1–34: Certifications and compliances

Category	Standard or Description
EC Declaration of Conformity - EMC	<p>Meets the intent of Directive 89/336/EEC for Electromagnetic Compatibility. Compliance was demonstrated to the following specifications as listed in the Official Journal of the European Communities:</p> <p>EN 55103 Product family standard for audio, video, audio-visual and entertainment lighting control apparatus for professional use¹. Environment E4 - controlled EMC environment</p> <p>Part 1 Emission</p> <p>EN 55022 Class A radiated and conducted emissions</p> <p>EN 55103-1, Annex A Radiated magnetic field emissions</p> <p>Part 2 Immunity¹</p> <p>IEC 61000-4-2 Electrostatic discharge immunity</p> <p>IEC 61000-4-3 RF electromagnetic field immunity</p> <p>IEC 61000-4-4 Electrical fast transient / burst immunity</p> <p>IEC 61000-4-5 Power line surge immunity</p> <p>IEC 61000-4-6 Conducted RF Immunity</p> <p>IEC 61000-4-11 Voltage dips and interruptions immunity</p> <p>EN 55103-2, Annex A Radiated magnetic field immunity</p> <p>EN 55103-2, Annex B Balanced ports common mode immunity</p> <p>EN 61000-3-2 AC power line harmonic emissions</p> <p>EN 61000-3-2 Voltage Changes, fluctuations and flicker</p> <p>¹ Refer to RF interface card specification for minimum RF input level required to ensure EMC immunity performance.</p>
Australia/New Zealand Declaration of Conformity - EMC	<p>Complies with EMC provision of Radiocommunications Act per the following standard(s):</p> <p>AS/NZS 2064.1/2 Class A limits for Industrial, Scientific, and Medical Equipment: 1992</p>
FCC	<p>Radiated and conducted emissions do not exceed the levels specified in FCC 47 CFR, Part 15, Subpart B, for Class A equipment.</p>
EC Declaration of Conformity - Low Voltage	<p>Compliance was demonstrated to the following specification as listed in the Official Journal of the European Union:</p> <p>Low Voltage Directive 73/23/EEC, amended by 93/69/EEC</p> <p>EN 61010-1/A2 Safety requirements for electrical equipment for measurement control and laboratory use.</p>
U.S. Nationally Recognized Testing Laboratory Listing	<p>UL61010B-1 Equipment for Measurement Use: Part 1: General Requirements.</p>
Canadian Certification	<p>CAN/CSA C22.2 No. 1010.1 Safety requirements for electrical equipment for measurement, control, and laboratory use.</p>

Table 1–34: Certifications and compliances (Cont.)

Category	Standard or Description
Additional Compliance	<p>ANSI/ISA S82.02.01 : 1999 Safety standard for electrical and electronic test, measuring, controlling, and related equipment.</p> <p>IEC61010-1/A2 : 1995 Safety requirements for electrical equipment for measurement, control, and laboratory use (first edition).</p>
Installation (Overvoltage) Category Descriptions	<p>Terminals on this product may have different installation (overvoltage) category designations. The installation categories are:</p> <p>CAT III Distribution-level mains (usually permanently connected). Equipment at this level is typically in a fixed industrial location.</p> <p>CAT II Local-level mains (wall sockets). Equipment at this level includes appliances, portable tools, and similar products. Equipment is usually cord-connected.</p> <p>CAT I Secondary (signal level) or battery operated circuits of electronic equipment.</p>
Overvoltage Category	Overvoltage Category II (as defined in IEC61010-1)
Pollution Degree Description	<p>A measure of the contaminates that could occur in the environment around and within a product.</p> <p>Typically the internal environment inside a product is considered to be the same as the external.</p> <p>Products should be used only in the environment for which they are rated.</p> <p>Pollution Degree 1 No pollution or only dry, nonconductive pollution occurs. Products in this category are generally encapsulated, hermetically sealed, or located in clean rooms.</p> <p>Pollution Degree 2 Normally only dry, nonconductive pollution occurs. Occasionally a temporary conductivity that is caused by condensation must be expected. This location is a typical office/home environment. Temporary condensation occurs only when the product is out of service.</p> <p>Pollution Degree 3 Conductive pollution, or dry, nonconductive pollution that becomes conductive due to condensation. These are sheltered locations where neither temperature nor humidity is controlled. The area is protected from direct sunshine, rain, or direct wind.</p> <p>Pollution Degree 4 Pollution that generates persistent conductivity through conductive dust, rain, or snow. Typical outdoor locations.</p>
Pollution Degree	Pollution Degree 2 (as defined in IEC61010-1). Rated for indoor use only.

Table 1-35: Environmental limits and use classification for safety certification compliance

Category	Standard or Description
Temperature, operating	+5 °C to +40 °C
Altitude (maximum operating)	3000 meters
Equipment Type	Test and measuring
Safety Class	Class 1 (as defined in IEC61010-1) - grounded product
Source Voltage Range	100 VAC to 240 VAC, 50 Hz/60 Hz, single phase
Fuse Rating	Mains fuse is 3.15 A, 250 V, Fast; Not operator replaceable. Refer servicing to qualified service personnel.
Current Rating	1 Amp
Pollution Degree	Pollution Degree 2 (as defined in IEC 61010-1) Note: Rated for indoor use only.



Test Parameters

Test Parameters

Each error state displayed on the user interface is the result of making one or more measurements or tests on the incoming transport stream. The displayed tests are derived from the DVB and ATSC standards. Additional proprietary tests are also included.

Some measurements and tests translate directly to an error state; others are the result of a combination of tests. For many of the tests, you can affect the result by varying parameters that influence the test result, for example, maximum and minimum bit rate values.

This section provides the following cross-referenced information:

- The Standards Tests section (page 2–3) identifies the tests and event identities associated with each of the DTV standards; some additional categories are also included.
- Event Identity to Test Name (page 2–41) includes a brief description of the test, the applicable standards and the associated parameters.
- Test Name to Event Identity (Table 2–1, page 2–117) is a cross-reference between Test Names and Event identities.
- The Parameter Reference subsection (page 2–135) lists all available parameters.
- Event Traps tables (page 2–187) lists the SNMP (Simple Network Management Protocol) traps available for each event.

NOTE. *Event identities referred to in this section are relevant to all Tektronix MPEG monitoring products.*

Standard Tests

The following sub-sections identify the tests and event identities associated with each of the DTV standards; some additional categories are also included. The sections are as follows:

- MPEG Tests, page 2-3
- DVB Tests, page 2-6
- ATSC Tests, page 2-11
- ISDB-S Tests, page 2-14
- ISDB-T Tests, page 2-18
- ISDB (Partial Reception), page 2-25
- DCII Tests, page 2-31
- China Tests, page 2-34
- InfoTests. page 2-38

MPEG Tests

MPEG TR 101 290 : EventID = 37f7
Priority 1 : EventID = 37f3
1.1 Sync : EventID = 3011
1.2 Sync Byte : EventID = 3012
1.3.a PAT : EventID = 3018
1.3 PAT (Timer) : EventID = 3100
1.3 PAT (Table ID) : EventID = 3101
1.3 PAT (Scrambling) : EventID = 3102
1.4 Continuity : EventID = 3014
PID Test : 1.4 Continuity : EventID = 3132
1.5.a PMT : EventID = 3019
1.5 PMT (Timer) : EventID = 3103
Ind PMT Err Timer : EventID = 3160
Program Test : 1.5 PMT (Timer) : EventID = 3160
1.5 PMT (Scrambling) : EventID = 3104
1.6 PID : EventID = 3016
PID Test : 1.6 PID : EventID = 3017
Priority 2 : EventID = 37f4
2.1 Transport : EventID = 3021
2.2 CRC : EventID = 3022
2.3.a PCR Repetition : EventID = 3150
PID Test : 2.3.a PCR Repetition : EventID = 3117
2.3.b PCR Discontinuity Indicator : EventID = 3151
PID Test : 2.3.b PCR Discontinuity Indicator : EventID = 3118

2.4 PCR Accuracy : EventID = 3024
PID Test : 2.4 PCR Accuracy : EventID = 3028

2.5 PTS : EventID = 3025
PID Test : 2.5 PTS : EventID = 3728

2.6 CAT : EventID = 3026
2.6 CAT (Scrambling) : EventID = 3114

Priority 3 : EventID = 37f5

3.2 SI repetition : EventID = 3032
CAT max subtable RI : EventID = 3115
PAT max section RI : EventID = 3950

3.4.a Unref PID : EventID = 303b
PID Test : 3.4.a Unref PID : EventID = 303a

Other : EventID = 37f2

Table Tests : EventID = 37f6
Any Table Syntax : EventID = 3520
PAT Syntax : EventID = 3500
PMT Syntax : EventID = 3501
CAT Syntax : EventID = 3502
DPI/SIT Syntax : EventID = 3828
Table Id Error : EventID = 37fb
Timer Error : EventID = 37fc
PAT/PMT Consistency : EventID = 3330

Miscellaneous : EventID = 37f9

TS Availability : EventID = 3053
PID Occupancy : EventID = 2001
PID Test : PID Occupancy : EventID = 2004
Prog Occupancy : EventID = 2002
Program occupancy error : EventID = 3039
Program Test : Prog Occupancy : EventID = 3039

PCR Overall Jitter (PCR_OJ) : EventID = 3040
PID Test : PCR Overall Jitter (PCR_OJ) : EventID = 3043

PCR Frequency Offset (PCR_FO) : EventID = 3041
PID Test : PCR Frequency Offset (PCR_FO) : EventID = 3044

PCR Drift Rate (PCR_DR) : EventID = 3042
PID Test : PCR Drift Rate (PCR_DR) : EventID = 3045

DPI/SIT Any Errors : EventID = 382a
Multiple (>1) DPI/SIT PIDs per Program : EventID = 3823
Excess (>8) DPI/SIT PIDs per Program : EventID = 3824
DPI/SIT Encrypted Error : EventID = 3825
DPI/SIT Missing : EventID = 3826
Ind DPI/SIT Missing : EventID = 3827
DPI/SIT Syntax : EventID = 3828
DPI/SIT Max subtable RI : EventID = 3829

DPI/SIT Any information events : EventID = c01d
DPI/SIT Data : EventID = c017
DPI/SIT Splice Cancel : EventID = c018
DPI/SIT Splice : EventID = c019
DPI/SIT Program Splice : EventID = c01a
DPI/SIT Component Splice : EventID = c01b

RF Test : IF Error Collection : Event ID = 3816
RF Test : IF Lock : Event ID = 3800 : Metric ID = 1
RF Test : MER : Event ID = d001 : Metric ID = 2
RF Test : MER Limit : Event ID = 3801 : Metric ID = 2
RF Test : MER Drift Limit : Event ID = 3802 : Metric ID = 2
RF Test : EVM : Event ID = d002 : Metric ID = 3
RF Test : EVM Limit : Event ID = 3803 : Metric ID = 3

RF Test : EVM Drift Limit : Event ID = 3804 : Metric ID = 3
 RF Test : BER (Pre Reed Solomon) : Event ID = d003 : Metric ID = 4
 RF Test : BER (Pre Reed Solomon) Rate : Event ID = 3805 : Metric ID = 4
 RF Test : BER (Pre Reed Solomon) Drift : Event ID = 3806 : Metric ID = 4
 RF Test : BER (Pre-Viterbi) : Event ID = d004 : Metric ID = 5
 RF Test : BER (Pre-Viterbi) Rate : Event ID = 3807 : Metric ID = 5
 RF Test : BER (Pre-Viterbi) Drift : Event ID = 3808 : Metric ID = 5
 RF Test : BER (Post Reed Solomon) : Event ID = d005 : Metric ID = 6
 RF Test : BER (Post Reed Solomon) Rate : Event ID = 3809 : Metric ID = 6
 RF Test : BER (Post Reed Solomon) Drift : Event ID = 380a : Metric ID = 6
 RF Test : Power : Event ID = d007 : Metric ID = 7
 RF Test : High Power Limit : Event ID = 380d : Metric ID = 7
 RF Test : Low Power Limit : Event ID = 380e : Metric ID = 7
 RF Test : Power Drift Limit : Event ID = 380f : Metric ID = 7
 RF Test : SNR : Event ID = d008 : Metric ID = 8
 RF Test : SNR Limit : Event ID = 3810 : Metric ID = 8
 RF Test : SNR Drift Limit : Event ID = 3811 : Metric ID = 8
 RF Test : CNR : Event ID = d009 : Metric ID = 9
 RF Test : CNR Limit : Event ID = 3812 : Metric ID = 9
 RF Test : CNR Drift Limit : Event ID = 3813 : Metric ID = 9
 RF Test : Carrier Offset : Event ID = d00a : Metric ID = 10
 RF Test : Carrier Offset Limit : Event ID = 3814 : Metric ID = 10
 RF Test : Carrier Offset Drift Limit : Event ID = 3815 : Metric ID = 10
 RF Test : Corrupt Packet : Event ID = d00b : Metric ID = 12
 RF Test : Errored Packet Limit Error : Event ID = 3850 : Metric ID = 12
 RF Test : Dropped Packet : Event ID = d00c : Metric ID = 13
 RF Test : Dropped Packet Limit Error : Event ID = 3852 : Metric ID = 13
 RF Test : PIT Time : Event ID = d00d : Metric ID = 14
 RF Test : Packet Interval Time Limit Error : Event ID=3854:Metric ID=14
 RF Test : Out of Order Packet : Event ID = d00e : Metric ID = 15
 RF Test : Out of Order Packet Limit Error : Event ID=3856 : Metric ID=15
 RF Test : Dropped Packet Limit Error : Event ID = 3852 : Metric ID = 13
 RF Test : Out of Order Packet Limit Error : Event ID = 3856 : Metric ID=15
 PID Group Occupancy : EventID = 2005
 PID group occupancy error : EventID = 2003
 PID Bit Rate Variability : EventID = 2010
 PID Test : PID Bit Rate Variability : EventID = 2011
 Discontinuity : EventID = 3131
 PID Test : Discontinuity : EventID = 3133
 Transport Stream Occupancy : EventID = 3600
 Service Log Overflow : EventID = 5200
 Program Information : EventID = c001
 PTS/DTS Syntax Error : EventID = 3054
 Any Template Error : EventID = 6fff
 Template Header Error : EventID = 6000
 Template TransportStreamId error : EventID = 6010
 Template NetworkId error : EventID = 6020
 Template OriginalNetworkId error : EventID = 6030
 Template ServiceNumber error : EventID = 6040
 Any Template Service Error : EventID = 6100
 Template PcrPid error : EventID = 6110
 Template ServiceType error : EventID = 6120
 Template ServiceName error : EventID = 6130
 Template Service constraint error : EventID = 6140
 Template OtherPidsAllowed error : EventID = 6150
 Any Template PID Error : EventID = 6200

Template CADescriptorPresent error : EventID = 6210
Template Pid scrambling error : EventID = 6220
Template StreamType error : EventID = 6230
Template Pid constraint error : EventID = 6240
Any Template Rating Error : EventID = 6300
Template DVB/ATSC Ratings error : EventID = 6301

DVB Tests

Any Stream error : Event ID = 2000
TR 101 290 : Event ID = 37f7
Priority 1 : Event ID = 37f3
1.1 Sync : Event ID = 3011
1.2 Sync Byte : Event ID = 3012
1.3.a PAT : Event ID = 3018
1.3 PAT (Timer) : Event ID = 3100
1.3 PAT (Table ID) : Event ID = 3101
1.3 PAT (Scrambling) : Event ID = 3102
PAT max section RI : Event ID = 3950
1.4 Continuity : Event ID = 3014
PID Test : 1.4 Continuity : Event ID = 3132
1.5.a PMT : Event ID = 3019
1.5 PMT (Timer) : Event ID = 3103
Ind PMT Err Timer : Event ID = 3160
Program Test : 1.5 PMT (Timer) : Event ID = 3160
</ProgramTest>
1.5 PMT (Scrambling) : Event ID = 3104
1.6 PID : Event ID = 3016
PID Test : 1.6 PID : Event ID = 3017
Priority 2 : Event ID = 37f4
2.1 Transport : Event ID = 3021
2.2 CRC : Event ID = 3022
2.3.a PCR Repetition : Event ID = 3150
PID Test : 2.3.a PCR Repetition : Event ID = 3117
2.3.b PCR Discontinuity Indicator : Event ID = 3151
PID Test : 2.3.b PCR Discontinuity Indicator : Event ID = 3118
2.4 PCR Accuracy : Event ID = 3024
PID Test : 2.4 PCR Accuracy : Event ID = 3028
2.5 PTS : Event ID = 3025
PID Test : 2.5 PTS : Event ID = 3728
2.6 CAT : Event ID = 3026
2.6 CAT (Table ID) : Event ID = 3107
2.6 CAT (Scrambling) : Event ID = 3114
Priority 3 : Event ID = 37f5
3.1.a NIT Actual : Event ID = 3140
3.1 NIT (Table ID) : Event ID = 3109
NIT Actual Min Any Section Reptn Int : Event ID = 3955
NIT Actual Timer : Event ID = 3951
3.1b NIT Other : Event ID = 3708
Ind NIT other max section RI : Event ID = 372d
3.2 SI Repetition : Event ID = 3032
TDT max section RI : Event ID = 395a
NIT Actual Min Section Reptn Int : Event ID = 3703
Ind NIT actual min section RI : Event ID = 3729

NIT Actual Max Section Reptn Int : Event ID = 3705
 NIT Actual Max Subtable Reptn Int : Event ID = 3704
 Ind NIT actual max subtable RI : Event ID = 372a
 NIT Other Min Section Reptn Int : Event ID = 3706
 Ind NIT other min section RI : Event ID = 372b
 NIT Other Max Subtable Reptn Int : Event ID = 3707
 Ind NIT other max subtable RI : Event ID = 372c
 SDT Actual Min Section Reptn Int : Event ID = 3709
 Ind SDT actual min section RI : Event ID = 372e
 SDT Actual Max Section Reptn Int : Event ID = 370b
 SDT Actual Max Subtable Reptn Int : Event ID = 370a
 Ind SDT actual max subtable RI : Event ID = 372f
 SDT Other Min Section Reptn Int : Event ID = 370c
 Ind SDT other min section RI : Event ID = 3730
 SDT Other Max Subtable Reptn Int : Event ID = 370d
 Ind SDT other max subtable RI : Event ID = 3731
 EIT Actual P Max Sect Reptn Int : Event ID = 3711
 EIT Actual F Max Sect Reptn Int : Event ID = 3712
 EIT Actual PF Min Sect Reptn Int : Event ID = 370f
 Ind DVB EIT actual p/f min section RI : Event ID = 3733
 EIT Actual PF Max Subtable Reptn Int : Event ID = 3710
 Ind DVB EIT actual p/f max subtable RI : Event ID = 3734
 EIT Other PF Min Sect Reptn Int : Event ID = 3713
 Ind DVB EIT other p/f min section RI : Event ID = 3735
 EIT Other PF Max Subtable Reptn Int : Event ID = 3714
 Ind DVB EIT other p/f max subtable RI : Event ID = 3736
 EIT Other P Max Sect Reptn Int : Event ID = 3715
 EIT Other F Max Sect Reptn Int : Event ID = 3716
 EIT Actual Sched Min Sect Reptn Int : Event ID = 3717
 Ind DVB EIT actual schedule min section RI : Event ID = 3737
 EIT Actual Sched Max Subtable Reptn Int : Event ID = 3718
 Ind DVB EIT actual schedule max subtable RI : Event ID = 3738
 EIT Other Sched Min Sect Reptn Int : Event ID = 3719
 Ind DVB EIT other schedule min section RI : Event ID = 3739
 EIT Other Sched Max Subtable Reptn Int : Event ID = 371a
 Ind DVB EIT other schedule max subtable RI : Event ID = 373a
 RST Min Sect Reptn Int : Event ID = 371b
 Ind RST min section RI : Event ID = 373b
 TDT Min Sect Reptn Int : Event ID = 371c
 Ind TDT min section RI : Event ID = 373c
 TOT Min Sect Reptn Int : Event ID = 371e
 Ind TOT min section RI : Event ID = 373d
 TOT Max Sect Reptn Int : Event ID = 371f
 BAT Min Sect Reptn Int : Event ID = 3720
 Ind BAT min section RI : Event ID = 373e
 BAT Max Subtable Reptn Int : Event ID = 3721
 Ind BAT max subtable RI : Event ID = 373f
 CAT max subtable RI : Event ID = 3115
 3.4.a Unref PID : Event ID = 303b
 PID Test : 3.4.a Unref PID : Event ID = 303a
 3.5.a SDT Actual : Event ID = 3142
 3.5 SDT (Table ID) : Event ID = 3106
 SDT Actual Min Any Section Reptn Int : Event ID = 3956
 SDT Actual Timer : Event ID = 3952
 3.5b SDT Other : Event ID = 370e
 Ind SDT other max section RI : Event ID = 3732

3.6.a EIT Actual : Event ID = 3143
3.6 EIT (Table ID) : Event ID = 3111
EIT Actual PF Min Any Section Reptn Int : Event ID = 3957
EIT Actual P Timer : Event ID = 3953
EIT Actual F Timer : Event ID = 3954
3.6.b EIT Other : Event ID = 3144
EIT Other P Max Sect Reptn Int : Event ID = 3715
EIT Other F Max Sect Reptn Int : Event ID = 3716
3.6.c EIT PF : Event ID = 3333
EIT P/F Presence : Event ID = 3051
EIT P/F Presence Consistency : Event ID = 3052
3.7 RST : Event ID = 3037
RST (Table ID) : Event ID = 3120
RST Min Any Sect Reptn Int : Event ID = 3959
3.8 TDT : Event ID = 3038
3.8 TDT (Timer) : Event ID = 3112
3.8 TDT (Table ID) : Event ID = 3113
TDT Min Any Sect Reptn Int : Event ID = 3958
Other : Event ID = 37f2
Table Tests : Event ID = 37f6
Any Table Syntax : Event ID = 3520
PAT Syntax : Event ID = 3500
PMT Syntax : Event ID = 3501
CAT Syntax : Event ID = 3502
NIT Syntax : Event ID = 3503
BAT Syntax : Event ID = 3504
SDT Syntax : Event ID = 3505
EIT Syntax : Event ID = 3506
TDT Syntax : Event ID = 3507
TOT Syntax : Event ID = 3508
RST Syntax : Event ID = 3509
DPI/SIT Syntax : Event ID = 3828
SIT Syntax : Event ID = 351e
DIT Syntax : Event ID = 351f
Table Id Error : Event ID = 37fb
3.8 TDT (Table ID) : Event ID = 3113
SIT (Table ID) : Event ID = 311f
DIT (Table ID) : Event ID = 3126
RST (Table ID) : Event ID = 3120
Timer Error : Event ID = 37fc
3.8 TDT (Timer) : Event ID = 3112
CAT Timer : Event ID = 395b
PAT/PMT Consistency : Event ID = 3330
PAT/SDT Consistency : Event ID = 3331
Miscellaneous : Event ID = 37f9
TS Availability : Event ID = 3053
PID Occupancy : Event ID = 2001
PID Test : PID Occupancy : Event ID = 2004
Prog Occupancy : Event ID = 2002
Program occupancy error : Event ID = 3039
Program Test : Prog Occupancy : Event ID = 3039
</ProgramTest>
PCR Overall Jitter (PCR_OJ) : Event ID = 3040
PID Test : PCR Overall Jitter (PCR_OJ) : Event ID = 3043
PCR Frequency Offset (PCR_FO) : Event ID = 3041
PID Test : PCR Frequency Offset (PCR_FO) : Event ID = 3044

PCR Drift Rate (PCR_DR) : Event ID = 3042
 PID Test : PCR Drift Rate (PCR_DR) : Event ID = 3045
 RF Test : IF Error Collection : Event ID = 3816
 RF Test : IF Lock : Event ID = 3800 : Metric ID = 1
 RF Test : MER : Event ID = d001 : Metric ID = 2
 RF Test : MER Limit : Event ID = 3801 : Metric ID = 2
 RF Test : MER Drift Limit : Event ID = 3802 : Metric ID = 2
 RF Test : EVM : Event ID = d002 : Metric ID = 3
 RF Test : EVM Limit : Event ID = 3803 : Metric ID = 3
 RF Test : EVM Drift Limit : Event ID = 3804 : Metric ID = 3
 RF Test : BER (Pre Reed Solomon) : Event ID = d003 : Metric ID = 4
 RF Test : BER (Pre Reed Solomon) Rate : Event ID = 3805 : Metric ID = 4
 RF Test : BER (Pre Reed Solomon) Drift : Event ID = 3806 : Metric ID = 4
 RF Test : BER (Pre-Viterbi) : Event ID = d004 : Metric ID = 5
 RF Test : BER (Pre-Viterbi) Rate : Event ID = 3807 : Metric ID = 5
 RF Test : BER (Pre-Viterbi) Drift : Event ID = 3808 : Metric ID = 5
 RF Test : BER (Post Reed Solomon) : Event ID = d005 : Metric ID = 6
 RF Test : BER (Post Reed Solomon) Rate : Event ID = 3809 : Metric ID = 6
 RF Test : BER (Post Reed Solomon) Drift : Event ID = 380a : Metric ID = 6
 RF Test : Power : Event ID = d007 : Metric ID = 7
 RF Test : High Power Limit : Event ID = 380d : Metric ID = 7
 RF Test : Low Power Limit : Event ID = 380e : Metric ID = 7
 RF Test : Power Drift Limit : Event ID = 380f : Metric ID = 7
 RF Test : SNR : Event ID = d008 : Metric ID = 8
 RF Test : SNR Limit : Event ID = 3810 : Metric ID = 8
 RF Test : SNR Drift Limit : Event ID = 3811 : Metric ID = 8
 RF Test : CNR : Event ID = d009 : Metric ID = 9
 RF Test : CNR Limit : Event ID = 3812 : Metric ID = 9
 RF Test : CNR Drift Limit : Event ID = 3813 : Metric ID = 9
 RF Test : Carrier Offset : Event ID = d00a : Metric ID = 10
 RF Test : Carrier Offset Limit : Event ID = 3814 : Metric ID = 10
 RF Test : Carrier Offset Drift Limit : Event ID = 3815 : Metric ID = 10
 RF Test : Corrupt Packet : Event ID = d00b : Metric ID = 12
 RF Test : Errored Packet Limit Error : Event ID = 3850 : Metric ID = 12
 RF Test : Dropped Packet : Event ID = d00c : Metric ID = 13
 RF Test : Dropped Packet Limit Error : Event ID = 3852 : Metric ID = 13
 RF Test : PIT Time : Event ID = d00d : Metric ID = 14
 RF Test : Packet Interval Time Limit Error : Event ID=3854:Metric ID=14
 RF Test : Out of Order Packet : Event ID = d00e : Metric ID = 15
 RF Test : Out of Order Packet Limit Error : Event ID=3856 : Metric ID=15
 RF Test : Dropped Packet Limit Error : Event ID = 3852 : Metric ID = 13
 RF Test : Out of Order Packet Limit Error : Event ID = 3856 : Metric ID=155
 DPI/SIT Any Errors : Event ID = 382a
 Multiple (>1) DPI/SIT PIDs per Program : Event ID = 3823
 Excess (>8) DPI/SIT PIDs per Program : Event ID = 3824
 DPI/SIT Encrypted Error : Event ID = 3825
 DPI/SIT Missing : Event ID = 3826
 Ind DPI/SIT Missing : Event ID = 3827
 DPI/SIT Syntax : Event ID = 3828
 DPI/SIT Max subtable RI : Event ID = 3829
 DPI/SIT Any information events : Event ID = c01d
 DPI/SIT Data : Event ID = c017
 DPI/SIT Splice Cancel : Event ID = c018
 DPI/SIT Splice : Event ID = c019
 DPI/SIT Program Splice : Event ID = c01a

DPI/SIT Component Splice : Event ID = c01b
PID Group Occupancy : Event ID = 2005
PID group occupancy error : Event ID = 2003
PID Bit Rate Variability : Event ID = 2010
PID Test : PID Bit Rate Variability : Event ID = 2011
Discontinuity : Event ID = 3131
PID Test : Discontinuity : Event ID = 3133
Transport Stream Occupancy : Event ID = 3600
Service Log Overflow : Event ID = 5200
Program Information : Event ID = c001
PTS/DTS Syntax Error : Event ID = 3054
Any Template Error : Event ID = 6fff
Template Header Error : Event ID = 6000
Template TransportStreamId error : Event ID = 6010
Template NetworkId error : Event ID = 6020
Template OriginalNetworkId error : Event ID = 6030
Template ServiceNumber error : Event ID = 6040
Any Template Service Error : Event ID = 6100
Template PcrPid error : Event ID = 6110
Template ServiceType error : Event ID = 6120
Template ServiceName error : Event ID = 6130
Template Service constraint error : Event ID = 6140
Template OtherPidsAllowed error : Event ID = 6150
Any Template PID Error : Event ID = 6200
Template CADescriptorPresent error : Event ID = 6210
Template Pid scrambling error : Event ID = 6220
Template StreamType error : Event ID = 6230
Template Pid constraint error : Event ID = 6240
Any Template Rating Error : Event ID = 6300
Template DVB/ATSC Ratings error : Event ID = 6301
SFN Error : Event ID = 3400
SFN (No MIP) : Event ID = 3401
SFN One MIP per M/F : Event ID = 3410
SFN Repetition : Event ID = 3411
SFN (Invalid MIP) : Event ID = 3403
SFN MIP Length : Event ID = 3412
SFN CRC : Event ID = 3413
SFN MIP Coding : Event ID = 3414
SFN Periodicity Consistency : Event ID = 3415
SFN Pointer Consistency : Event ID = 3416
SFN (Timer) : Event ID = 3404

ATSC Tests

Priority Tests : Event ID = 37f7
Priority 1 : Event ID = 37f3
1.1 Sync : Event ID = 3011
1.2 Sync Byte : Event ID = 3012
1.3.a PAT : Event ID = 3018
1.3 PAT (Timer) : Event ID = 3100
1.3 PAT (Table ID) : Event ID = 3101
1.3 PAT (Scrambling) : Event ID = 3102
1.4 Continuity : Event ID = 3014
PID Test : 1.4 Continuity : Event ID = 3132
1.5.a PMT : Event ID = 3019
1.5 PMT (Timer) : Event ID = 3103
Ind PMT Err Timer : Event ID = 3160
Program Test : 1.5 PMT (Timer) : Event ID = 3160
1.5 PMT (Scrambling) : Event ID = 3104
1.6 PID : Event ID = 3016
PID Test : 1.6 PID : Event ID = 3017
Priority 2 : Event ID = 37f4
2.1 Transport : Event ID = 3021
2.2 CRC : Event ID = 3022
2.3.a PCR Repetition : Event ID = 3150
PID Test : 2.3.a PCR Repetition : Event ID = 3117
2.3.b PCR Discontinuity Indicator : Event ID = 3151
PID Test : 2.3.b PCR Discontinuity Indicator : Event ID = 3118
2.4 PCR Accuracy : Event ID = 3024
PID Test : 2.4 PCR Accuracy : Event ID = 3028
2.5 PTS : Event ID = 3025
PID Test : 2.5 PTS : Event ID = 3728
2.6 CAT : Event ID = 3026
2.6 CAT (Scrambling) : Event ID = 3114
Other : Event ID = 37f2
Table Tests : Event ID = 37f6
Any Table Syntax : Event ID = 3520
PAT Syntax : Event ID = 3500
PMT Syntax : Event ID = 3501
CAT Syntax : Event ID = 3502
MGT Syntax : Event ID = 350a
RRT Syntax : Event ID = 350b
VCT Syntax : Event ID = 350c
EIT-k Syntax : Event ID = 350d
STT Syntax : Event ID = 350e
ETT Syntax : Event ID = 350f
DCCT Syntax : Event ID = 3510
DCCSCT Syntax : Event ID = 3511
DPI/SIT Syntax : Event ID = 3828
Table Id Error : Event ID = 37fb
Timer Error : Event ID = 37fc
A/65 VCT (Timer) : Event ID = 3210
Ind VCT max subtable RI : Event ID = 374b
A/65 MGT (Timer) : Event ID = 3211
A/65 STT (Timer) : Event ID = 3212
A/65 RRT (Timer) : Event ID = 3213
A/65 MGT : Event ID = 3201

A/65 MGT (Timer) : Event ID = 3211
MGT Missing : Event ID = 3755
A/65 STT : Event ID = 3202
A/65 STT (Timer) : Event ID = 3212
STT Missing : Event ID = 3758
A/65 RRT : Event ID = 3203
A/65 RRT (Timer) : Event ID = 3213
RRT Missing : Event ID = 3757
A/65 EIT : Event ID = 3204
EIT-0,1,2,3 Max Sect Reptn Int : Event ID = 3727
EIT-0,1,2,3 Missing : Event ID = 3759
A/65 VCT : Event ID = 3205
A/65 VCT (Timer) : Event ID = 3210
Ind VCT max subtable RI : Event ID = 374b
VCT Max Sect Reptn Int : Event ID = 374c
VCT Missing : Event ID = 3756
A/65 ETT : Event ID = 3206
MGT/EIT-k presence : Event ID = 3230
MGT Missing : Event ID = 3755
VCT Missing : Event ID = 3756
EIT-0,1,2,3 Missing : Event ID = 3759
STT Missing : Event ID = 3758
RRT Missing : Event ID = 3757
PAT/PMT Consistency : Event ID = 3330
PAT/VCT consistency : Event ID = 3332
EIT-0,1,2,3 Max Sect Reptn Int : Event ID = 3727
Miscellaneous : Event ID = 37f9
TS Availability : Event ID = 3053
PID Occupancy : Event ID = 2001
PID Test : PID Occupancy : Event ID = 2004
Prog Occupancy : Event ID = 2002
Program occupancy error : Event ID = 3039
Program Test : Prog Occupancy : Event ID = 3039
PCR Overall Jitter (PCR_OJ) : Event ID = 3040
PID Test : PCR Overall Jitter (PCR_OJ) : Event ID = 3043
PCR Frequency Offset (PCR_FO) : Event ID = 3041
PID Test : PCR Frequency Offset (PCR_FO) : Event ID = 3044
PCR Drift Rate (PCR_DR) : Event ID = 3042
PID Test : PCR Drift Rate (PCR_DR) : Event ID = 3045
DPI/SIT Any Errors : Event ID = 382a
Multiple (>1) DPI/SIT PIDs per Program : Event ID = 3823
Excess (>8) DPI/SIT PIDs per Program : Event ID = 3824
DPI/SIT Encrypted Error : Event ID = 3825
DPI/SIT Missing : Event ID = 3826
Ind DPI/SIT Missing : Event ID = 3827
DPI/SIT Syntax : Event ID = 3828
DPI/SIT Max subtable RI : Event ID = 3829
DPI/SIT Any information events : Event ID = c01d
DPI/SIT Data : Event ID = c017
DPI/SIT Splice Cancel : Event ID = c018
DPI/SIT Splice : Event ID = c019
DPI/SIT Program Splice : Event ID = c01a
DPI/SIT Component Splice : Event ID = c01b
RF Test : IF Error Collection : Event ID = 3816
RF Test : IF Lock : Event ID = 3800 : Metric ID = 1
RF Test : MER : Event ID = d001 : Metric ID = 2

RF Test : MER Limit : Event ID = 3801 : Metric ID = 2
 RF Test : MER Drift Limit : Event ID = 3802 : Metric ID = 2
 RF Test : EVM : Event ID = d002 : Metric ID = 3
 RF Test : EVM Limit : Event ID = 3803 : Metric ID = 3
 RF Test : EVM Drift Limit : Event ID = 3804 : Metric ID = 3
 RF Test : BER (Pre Reed Solomon) : Event ID = d003 : Metric ID = 4
 RF Test : BER (Pre Reed Solomon) Rate : Event ID = 3805 : Metric ID = 4
 RF Test : BER (Pre Reed Solomon) Drift : Event ID = 3806 : Metric ID = 4
 RF Test : BER (Pre-Viterbi) : Event ID = d004 : Metric ID = 5
 RF Test : BER (Pre-Viterbi) Rate : Event ID = 3807 : Metric ID = 5
 RF Test : BER (Pre-Viterbi) Drift : Event ID = 3808 : Metric ID = 5
 RF Test : BER (Post Reed Solomon) : Event ID = d005 : Metric ID = 6
 RF Test : BER (Post Reed Solomon) Rate : Event ID = 3809 : Metric ID = 6
 RF Test : BER (Post Reed Solomon) Drift : Event ID = 380a : Metric ID = 6
 RF Test : Power : Event ID = d007 : Metric ID = 7
 RF Test : High Power Limit : Event ID = 380d : Metric ID = 7
 RF Test : Low Power Limit : Event ID = 380e : Metric ID = 7
 RF Test : Power Drift Limit : Event ID = 380f : Metric ID = 7
 RF Test : SNR : Event ID = d008 : Metric ID = 8
 RF Test : SNR Limit : Event ID = 3810 : Metric ID = 8
 RF Test : SNR Drift Limit : Event ID = 3811 : Metric ID = 8
 RF Test : CNR : Event ID = d009 : Metric ID = 9
 RF Test : CNR Limit : Event ID = 3812 : Metric ID = 9
 RF Test : CNR Drift Limit : Event ID = 3813 : Metric ID = 9
 RF Test : Carrier Offset : Event ID = d00a : Metric ID = 10
 RF Test : Carrier Offset Limit : Event ID = 3814 : Metric ID = 10
 RF Test : Carrier Offset Drift Limit : Event ID = 3815 : Metric ID = 10
 RF Test : Corrupt Packet : Event ID = d00b : Metric ID = 12
 RF Test : Errored Packet Limit Error : Event ID = 3850 : Metric ID = 12
 RF Test : Dropped Packet : Event ID = d00c : Metric ID = 13
 RF Test : Dropped Packet Limit Error : Event ID = 3852 : Metric ID = 13
 RF Test : PIT Time : Event ID = d00d : Metric ID = 14
 RF Test : Packet Interval Time Limit Error : Event ID=3854:Metric ID=14
 RF Test : Out of Order Packet : Event ID = d00e : Metric ID = 15
 RF Test : Out of Order Packet Limit Error : Event ID=3856 : Metric ID=15
 RF Test : Dropped Packet Limit Error : Event ID = 3852 : Metric ID = 13
 RF Test : Out of Order Packet Limit Error : Event ID = 3856 : Metric ID=15
 PID Group Occupancy : Event ID = 2005
 PID group occupancy error : Event ID = 2003
 PID Bit Rate Variability : Event ID = 2010
 PID Test : PID Bit Rate Variability : Event ID = 2011
 Discontinuity : Event ID = 3131
 PID Test : Discontinuity : Event ID = 3133
 A/65 Base PID : Event ID = 3208
 A53 non-AC3 Audio : Event ID = 3860
 A/53 Prog P'digm : Event ID = 3320
 Transport Stream Occupancy : Event ID = 3600
 Service Log Overflow : Event ID = 5200
 Program Information : Event ID = c001
 PTS/DTS Syntax Error : Event ID = 3054
 Any Template Error : Event ID = 6fff
 Template Header Error : Event ID = 6000
 Template TransportStreamId error : Event ID = 6010
 Template NetworkId error : Event ID = 6020
 Template OriginalNetworkId error : Event ID = 6030
 Template ServiceNumber error : Event ID = 6040

Any Template Service Error : Event ID = 6100
Template PcrPid error : Event ID = 6110
Template ServiceType error : Event ID = 6120
Template ServiceName error : Event ID = 6130
Template Service constraint error : Event ID = 6140
Template OtherPidsAllowed error : Event ID = 6150
Any Template PID Error : Event ID = 6200
Template CADescriptorPresent error : Event ID = 6210
Template Pid scrambling error : Event ID = 6220
Template StreamType error : Event ID = 6230
Template Pid constraint error : Event ID = 6240
Any Template Rating Error : Event ID = 6300
Template DVB/ATSC Ratings error : Event ID = 6301

ISDB-S Tests

Priority Tests : Event ID = 37f7
Priority 1 : Event ID = 37f3
1.1 Sync : Event ID = 3011
1.2 Sync Byte : Event ID = 3012
1.3.a PAT : Event ID = 3018
1.3 PAT (Timer) : Event ID = 3100
1.3 PAT (Table ID) : Event ID = 3101
1.3 PAT (Scrambling) : Event ID = 3102
1.4 Continuity : Event ID = 3014
PID Test : 1.4 Continuity : Event ID = 3132
1.5.a PMT : Event ID = 3019
1.5 PMT (Timer) : Event ID = 3103
Ind PMT Err Timer : Event ID = 3160
ProgramTest : 1.5 PMT (Timer) : Event ID = 3160
1.5 PMT (Scrambling) : Event ID = 3104
1.6 PID : Event ID = 3016
PID Test : 1.6 PID : Event ID = 3017
Priority 2 : Event ID = 37f4
2.1 Transport : Event ID = 3021
2.2 CRC : Event ID = 3022
2.3.a PCR Repetition : Event ID = 3150
PID Test : 2.3.a PCR Repetition : Event ID = 3117
2.3.b PCR Discontinuity Indicator : Event ID = 3151
PID Test : 2.3.b PCR Discontinuity Indicator : Event ID = 3118
2.4 PCR Accuracy : Event ID = 3024
PID Test : 2.4 PCR Accuracy : Event ID = 3028
2.5 PTS : Event ID = 3025
PID Test : 2.5 PTS : Event ID = 3728
2.6 CAT : Event ID = 3026
2.6 CAT (Table ID) : Event ID = 3107
2.6 CAT (Scrambling) : Event ID = 3114
Priority 3 : Event ID = 37f5
3.1.a NIT Actual : Event ID = 3140
3.1 NIT (Table ID) : Event ID = 3109
NIT Actual Timer : Event ID = 3951
3.1.b NIT Other : Event ID = 3708
Ind NIT other max section RI : Event ID = 372d
3.2 SI Repetition : Event ID = 3032

NIT Actual Min Section Reptn Int : Event ID = 3703
 Ind NIT actual min section RI : Event ID = 3729
 NIT Actual Max Section Reptn Int : Event ID = 3705
 NIT Actual Max Subtable Reptn Int : Event ID = 3704
 Ind NIT actual max subtable RI : Event ID = 372a
 SDT Actual Min Section Reptn Int : Event ID = 3709
 Ind SDT actual min section RI : Event ID = 372e
 SDT Actual Max Section Reptn Int : Event ID = 370b
 SDT Actual Max Subtable Reptn Int : Event ID = 370a
 Ind SDT actual max subtable RI : Event ID = 372f
 SDT Other Min Section Reptn Int : Event ID = 370c
 Ind SDT other min section RI : Event ID = 3730
 SDT Other Max Subtable Reptn Int : Event ID = 370d
 Ind SDT other max subtable RI : Event ID = 3731
 EIT Actual PF Min Sect Reptn Int : Event ID = 370f
 Ind DVB EIT actual p/f min section RI : Event ID = 3733
 EIT Actual PF Max Subtable Reptn Int : Event ID = 3710
 Ind DVB EIT actual p/f max subtable RI : Event ID = 3734
 EIT Other PF Min Sect Reptn Int : Event ID = 3713
 Ind DVB EIT other p/f min section RI : Event ID = 3735
 EIT Other PF Max Subtable Reptn Int : Event ID = 3714
 Ind DVB EIT other p/f max subtable RI : Event ID = 3736
 EIT Actual Sched Min Sect Reptn Int : Event ID = 3717
 Ind DVB EIT actual schedule min section RI : Event ID = 3737
 EIT Actual Sched Max Subtable Reptn Int : Event ID = 3718
 Ind DVB EIT actual schedule max subtable RI : Event ID = 3738
 EIT Other Sched Min Sect Reptn Int : Event ID = 3719
 Ind DVB EIT other schedule min section RI : Event ID = 3739
 EIT Other Sched Max Subtable Reptn Int : Event ID = 371a
 Ind DVB EIT other schedule max subtable RI : Event ID = 373a
 TOT Min Section Reptn Int : Event ID = 371e
 Ind TOT min section RI : Event ID = 373d
 TOT Max Section Reptn Int : Event ID = 371f
 3.1.b NIT Other : Event ID = 3708
 Ind NIT other max section RI : Event ID = 372d
 3.5.b SDT Other : Event ID = 370e
 Ind SDT other max section RI : Event ID = 3732
 CAT max subtable RI : Event ID = 3115
 SDTT Max Subtable Reptn Int : Event ID = 3761
 Ind SDTT max subtable RI : Event ID = 3742
 BIT Max Subtable Reptn Int : Event ID = 3763
 Ind BIT max subtable RI : Event ID = 3744
 SDTT Min Sect Reptn Int : Event ID = 3760
 Ind SDTT min section RI : Event ID = 3741
 BIT Min Sect Reptn Int : Event ID = 3762
 Ind BIT min section RI : Event ID = 3743
 PAT max section RI : Event ID = 3950
 3.4.a Unreferenced PID : Event ID = 303b
 PID Test : 3.4.a Unreferenced PID : Event ID = 303a
 3.5.a SDT Actual : Event ID = 3142
 3.5 SDT (Table ID) : Event ID = 3106
 SDT Actual Timer : Event ID = 3952
 3.5.b SDT Other : Event ID = 370e
 Ind SDT other max section RI : Event ID = 3732
 3.6.b EIT Other : Event ID = 3144
 EIT Other P Max Sect Reptn Int : Event ID = 3715

EIT Other F Max Sect Reptn Int : Event ID = 3716
3.6c EIT PF : Event ID = 3333
Ind DVB EIT P/F presence consistency : Event ID = 3051
DVB EIT P/F Presence Consistency : Event ID = 3052
Other : Event ID = 37f2
Table Tests : Event ID = 37f6
Any Table Syntax : Event ID = 3520
PAT Syntax : Event ID = 3500
PMT Syntax : Event ID = 3501
CAT Syntax : Event ID = 3502
NIT Syntax : Event ID = 3503
SDT Syntax : Event ID = 3505
EIT Syntax : Event ID = 3506
TOT Syntax : Event ID = 3508
SDTT Syntax : Event ID = 3791
BIT Syntax : Event ID = 3792
DPI/SIT Syntax : Event ID = 3828
Table Id Error : Event ID = 37fb
TOT (Table ID) : Event ID = 3119
SDTT (Table Id) : Event ID = 3780
BIT (Table Id) : Event ID = 3781
TOT : Event ID = 3134
TOT Min Section Reptn Int : Event ID = 371e
Ind TOT min section RI : Event ID = 373d
TOT Max Section Reptn Int : Event ID = 371f
TOT (Table ID) : Event ID = 3119
SDTT : Event ID = 3770
SDTT Min Sect Reptn Int : Event ID = 3760
Ind SDTT min section RI : Event ID = 3741
SDTT Max Subtable Reptn Int : Event ID = 3761
Ind SDTT max subtable RI : Event ID = 3742
SDTT (Table Id) : Event ID = 3780
BIT : Event ID = 3771
BIT Min Sect Reptn Int : Event ID = 3762
Ind BIT min section RI : Event ID = 3743
BIT Max Subtable Reptn Int : Event ID = 3763
Ind BIT max subtable RI : Event ID = 3744
BIT (Table Id) : Event ID = 3781
PAT/PMT Consistency : Event ID = 3330
DSM-CC error : Event ID = 3910
DII min RI : Event ID = 3908
Ind DII min repetition error : Event ID = 3909
DII max RI : Event ID = 390c
Ind DII max repetition error : Event ID = 390d
DII Timeout : Event ID = 3905
DII download completion : Event ID = 390e
Ind DII completion : Event ID = 390f
Miscellaneous : Event ID = 37f9
TS Availability : Event ID = 3053
PID Occupancy : Event ID = 2001
PID Test : PID Occupancy : Event ID = 2004
Prog Occupancy : Event ID = 2002
Program occupancy error : Event ID = 3039
ProgramTest : Prog Occupancy : Event ID = 3039
PCR Overall Jitter (PCR_OJ) : Event ID = 3040
PID Test : PCR Overall Jitter (PCR_OJ) : Event ID = 3043

PCR Frequency Offset (PCR_F0) : Event ID = 3041
 PID Test : PCR Frequency Offset (PCR_F0) : Event ID = 3044
 PCR Drift Rate (PCR_DR) : Event ID = 3042
 PID Test : PCR Drift Rate (PCR_DR) : Event ID = 3045
 DPI/SIT Any Errors : Event ID = 382a
 Multiple (>1) DPI/SIT PIDs per Program : Event ID = 3823
 Excess (>8) DPI/SIT PIDs per Program : Event ID = 3824
 DPI/SIT Encrypted Error : Event ID = 3825
 DPI/SIT Missing : Event ID = 3826
 Ind DPI/SIT Missing : Event ID = 3827
 DPI/SIT Syntax : Event ID = 3828
 DPI/SIT Max subtable RI : Event ID = 3829
 DPI/SIT Any information events : Event ID = c01d
 DPI/SIT Data : Event ID = c017
 DPI/SIT Splice Cancel : Event ID = c018
 DPI/SIT Splice : Event ID = c019
 DPI/SIT Program Splice : Event ID = c01a
 DPI/SIT Component Splice : Event ID = c01b
 RF Test : IF Error Collection : Event ID = 3816
 RF Test : IF Lock : Event ID = 3800 : Metric ID = 1
 RF Test : MER : Event ID = d001 : Metric ID = 2
 RF Test : MER Limit : Event ID = 3801 : Metric ID = 2
 RF Test : MER Drift Limit : Event ID = 3802 : Metric ID = 2
 RF Test : EVM : Event ID = d002 : Metric ID = 3
 RF Test : EVM Limit : Event ID = 3803 : Metric ID = 3
 RF Test : EVM Drift Limit : Event ID = 3804 : Metric ID = 3
 RF Test : BER (Pre Reed Solomon) : Event ID = d003 : Metric ID = 4
 RF Test : BER (Pre Reed Solomon) Rate : Event ID = 3805 : Metric ID = 4
 RF Test : BER (Pre Reed Solomon) Drift : Event ID = 3806 : Metric ID = 4
 RF Test : BER (Pre-Viterbi) : Event ID = d004 : Metric ID = 5
 RF Test : BER (Pre-Viterbi) Rate : Event ID = 3807 : Metric ID = 5
 RF Test : BER (Pre-Viterbi) Drift : Event ID = 3808 : Metric ID = 5
 RF Test : BER (Post Reed Solomon) : Event ID = d005 : Metric ID = 6
 RF Test : BER (Post Reed Solomon) Rate : Event ID = 3809 : Metric ID = 6
 RF Test : BER (Post Reed Solomon) Drift : Event ID = 380a : Metric ID = 6
 RF Test : Power : Event ID = d007 : Metric ID = 7
 RF Test : High Power Limit : Event ID = 380d : Metric ID = 7
 RF Test : Low Power Limit : Event ID = 380e : Metric ID = 7
 RF Test : Power Drift Limit : Event ID = 380f : Metric ID = 7
 RF Test : SNR : Event ID = d008 : Metric ID = 8
 RF Test : SNR Limit : Event ID = 3810 : Metric ID = 8
 RF Test : SNR Drift Limit : Event ID = 3811 : Metric ID = 8
 RF Test : CNR : Event ID = d009 : Metric ID = 9
 RF Test : CNR Limit : Event ID = 3812 : Metric ID = 9
 RF Test : CNR Drift Limit : Event ID = 3813 : Metric ID = 9
 RF Test : Carrier Offset : Event ID = d00a : Metric ID = 10
 RF Test : Carrier Offset Limit : Event ID = 3814 : Metric ID = 10
 RF Test : Carrier Offset Drift Limit : Event ID = 3815 : Metric ID = 10
 RF Test : Corrupt Packet : Event ID = d00b : Metric ID = 12
 RF Test : Errored Packet Limit Error : Event ID = 3850 : Metric ID = 12
 RF Test : Dropped Packet : Event ID = d00c : Metric ID = 13
 RF Test : Dropped Packet Limit Error : Event ID = 3852 : Metric ID = 13
 RF Test : PIT Time : Event ID = d00d : Metric ID = 14
 RF Test : Packet Interval Time Limit Error : Event ID=3854:Metric ID=14
 RF Test : Out of Order Packet : Event ID = d00e : Metric ID = 15
 RF Test : Out of Order Packet Limit Error : Event ID=3856 : Metric ID=15

RF Test : Dropped Packet Limit Error : Event ID = 3852 : Metric ID = 13
RF Test : Out of Order Packet Limit Error : Event ID = 3856 : Metric ID=15
PID Group Occupancy : Event ID = 2005
PID group occupancy error : Event ID = 2003
PID Bit Rate Variability : Event ID = 2010
PID Test : PID Bit Rate Variability : Event ID = 2011
Discontinuity : Event ID = 3131
PID Test : Discontinuity : Event ID = 3133
Transport Stream Occupancy : Event ID = 3600
Service Log Overflow : Event ID = 5200
Program Information : Event ID = c001
PTS/DTS Syntax Error : Event ID = 3054
Any Template Error : Event ID = 6fff
Template Header Error : Event ID = 6000
Template TransportStreamId error : Event ID = 6010
Template NetworkId error : Event ID = 6020
Template OriginalNetworkId error : Event ID = 6030
Template ServiceNumber error : Event ID = 6040
Any Template Service Error : Event ID = 6100
Template PcrPid error : Event ID = 6110
Template ServiceType error : Event ID = 6120
Template ServiceName error : Event ID = 6130
Template Service constraint error : Event ID = 6140
Template OtherPidsAllowed error : Event ID = 6150
Any Template PID Error : Event ID = 6200
Template CADescriptorPresent error : Event ID = 6210
Template Pid scrambling error : Event ID = 6220
Template StreamType error : Event ID = 6230
Template Pid constraint error : Event ID = 6240
Any Template Rating Error : Event ID = 6300
Template DVB/ATSC Ratings error : Event ID = 6301

ISDB-T Tests

ISDB Tests : Event ID = 37f8
ISDBT NIT Terrestrial Delivery Validation : Event ID = 37a1
ISDBT Mode/Guard Interval Validation : Event ID = 379e
ISDBT Time Interleaving Validation : Event ID = 379f
ISDBT Modulation/Error Compensation Validation : Event ID = 37a0
ISDBT Partial Reception/TS Information Consistency : Event ID = 37a3
ISDBT Guard Interval Consistency : Event ID = 379a
ISDBT Transmission Mode Consistency : Event ID = 379b
ISDBT Partial Reception Consistency : Event ID = 379c
ISDBT Modulation Consistency : Event ID = 379d
ISDBT NIT Service List Consistency : Event ID = 37a2
ISDBT EIT Type Content Check : Event ID = 37a5
ISDBT EIT Unique Event Id : Event ID = 37a6
ISDBT SDT/EIT Consistency : Event ID = 37a7
Ind ISDBT SDT/EIT Consistency : Event ID = 37a8
ISDBT NIT/EIT Consistency : Event ID = 37aa
Ind ISDBT NIT/EIT Consistency : Event ID = 37ab
Ind ISDBT NIT/EIT Consistency : Event ID = 37ab
ISDBT NIT/SDT Consistency : Event ID = 37b1
ISDBT Any IIP CRC : Event ID = 37b4

ISDBT IIP MCCI CRC : Event ID = 37b2
 ISDBT IIP SFN Sync CRC : Event ID = 37b3
 ISDBT IIP Branching : Event ID = 37c1
 ISDBT IIP Error : Event ID = 37c2
 ISDBT TMCC Id Error : Event ID = 37c3
 ISDBT Max Partial Reception Services Error : Event ID = 37c4
 ISDBT NIT/PMT Consistency : Event ID = 37c5
 ISDBT Partial Reception Service ID Check : Event ID = 37c6
 HEIT Schedule : Event ID = 37fd
 H-EIT basic schedule max subtable RI for TV : Event ID = 37b5
 Ind H-EIT basic schedule max subtable RI for TV Cycle Group 1 :
 Event ID=37d0
 Ind H-EIT basic schedule max subtable RI for TV Cycle Group 2 :
 Event ID = 37d1
 Ind H-EIT basic schedule max subtable RI for TV Cycle Group 3 :
 Event ID = 37d2
 Ind H-EIT basic schedule max subtable RI for TV Cycle Group Base :
 Event ID = 37d3
 H-EIT basic schedule max subtable RI for audio : Event ID = 37b6
 Ind H-EIT basic schedule max subtable RI for audio Cycle Group 1 :
 Event ID = 37d4
 Ind H-EIT basic schedule max subtable RI for audio Cycle Group 2 :
 Event ID = 37d5
 Ind H-EIT basic schedule max subtable RI for audio Cycle Group 3 :
 Event ID = 37d6
 Ind H-EIT basic schedule max subtable RI for audio Cycle Group Base :
 Event ID = 37d7
 H-EIT basic schedule max subtable RI for data : Event ID = 37b7
 Ind H-EIT basic schedule max subtable RI for data Cycle Group 1 :
 Event ID = 37d8
 Ind H-EIT basic schedule max subtable RI for data Cycle Group 2 :
 Event ID = 37d9
 Ind H-EIT basic schedule max subtable RI for data Cycle Group 3 :
 Event ID = 37da
 Ind H-EIT basic schedule max subtable RI for data Cycle Group Base :
 Event ID = 37db
 H-EIT extended schedule max subtable RI for TV : Event ID = 37b8
 Ind H-EIT basic schedule max subtable RI for TV Cycle Group 1 :
 Event ID = 37dc
 Ind H-EIT basic schedule max subtable RI for TV Cycle Group 2 :
 Event ID = 37dd
 Ind H-EIT basic schedule max subtable RI for TV Cycle Group 3 :
 Event ID = 37de
 Ind H-EIT basic schedule max subtable RI for TV Cycle Group Base :
 Event ID = 37df
 H-EIT extended schedule max subtable RI for audio : Event ID = 37b9
 Ind H-EIT basic schedule max subtable RI for audio Cycle Group 1 :
 Event ID = 37e0
 Ind H-EIT basic schedule max subtable RI for audio Cycle Group 2 :
 Event ID = 37e1
 Ind H-EIT basic schedule max subtable RI for audio Cycle Group 3 :
 Event ID = 37e2
 Ind H-EIT basic schedule max subtable RI for audio Cycle Group Base :
 Event ID = 37e3
 H-EIT extended schedule max subtable RI for data : Event ID = 37ba

Ind H-EIT basic schedule max subtable RI for data Cycle Group 1 :
Event ID = 37e4
Ind H-EIT basic schedule max subtable RI for data Cycle Group 2 :
Event ID = 37e5
Ind H-EIT basic schedule max subtable RI for data Cycle Group 3 :
Event ID = 37e6
Ind H-EIT basic schedule max subtable RI for data Cycle Group Base :
Event ID = 37e7
Priority Tests : Event ID = 37f7
Priority 1 : Event ID = 37f3
1.1 Sync : Event ID = 3011
1.2 Sync Byte : Event ID = 3012
1.3.a PAT : Event ID = 3018
1.3 PAT (Timer) : Event ID = 3100
1.3 PAT (Table ID) : Event ID = 3101
1.3 PAT (Scrambling) : Event ID = 3102
1.4 Continuity : Event ID = 3014
PID Test : 1.4 Continuity : Event ID = 3132
1.5.a PMT : Event ID = 3019
1.5 PMT (Timer) : Event ID = 3103
Ind PMT Err Timer : Event ID = 3160
Program Test : 1.5 PMT (Timer) : Event ID = 3160
1.5 PMT (Scrambling) : Event ID = 3104
1.6 PID : Event ID = 3016
PID Test : 1.6 PID : Event ID = 3017
Priority 2 : Event ID = 37f4
2.1 Transport : Event ID = 3021
2.2 CRC : Event ID = 3022
2.3.a PCR Repetition : Event ID = 3150
PID Test : 2.3.a PCR Repetition : Event ID = 3117
2.3.b PCR Discontinuity Indicator : Event ID = 3151
PID Test : 2.3.b PCR Discontinuity Indicator : Event ID = 3118
2.4 PCR Accuracy : Event ID = 3024
PID Test : 2.4 PCR Accuracy : Event ID = 3028
2.5 PTS : Event ID = 3025
PID Test : 2.5 PTS : Event ID = 3728
2.6 CAT : Event ID = 3026
2.6 CAT (Table ID) : Event ID = 3107
2.6 CAT (Scrambling) : Event ID = 3114
Priority 3 : Event ID = 37f5
3.1.a NIT : Event ID = 3140
3.1 NIT (Table ID) : Event ID = 3109
NIT Actual Timer : Event ID = 3951
3.2 SI Repetition : Event ID = 3032
NIT Min Section Reptn Int : Event ID = 3703
Ind NIT actual min section RI : Event ID = 3729
NIT Max Section Reptn Int : Event ID = 3705
NIT Max Subtable Reptn Int : Event ID = 3704
Ind NIT actual max subtable RI : Event ID = 372a
SDT Min Section Reptn Int : Event ID = 3709
Ind SDT actual min section RI : Event ID = 372e
SDT Max Section Reptn Int : Event ID = 370b
SDT Max Subtable Reptn Int : Event ID = 370a
Ind SDT actual max subtable RI : Event ID = 372f
TOT Min Sect Reptn Int : Event ID = 371e
Ind TOT min section RI : Event ID = 373d

TOT Max Sect Reptn Int : Event ID = 371f
 CAT max subtable RI : Event ID = 3115
 BIT Max Subtable Reptn Int : Event ID = 3763
 Ind BIT max subtable RI : Event ID = 3744
 CDT Max Subtable Reptn Int : Event ID = 3776
 Ind CDT max subtable RI : Event ID = 374d
 BIT Min Section Reptn Int : Event ID = 3762
 Ind BIT min section RI : Event ID = 3743
 CDT Min Sect Reptn Int : Event ID = 3775
 Ind CDT min section RI : Event ID = 374e
 M-EIT Max Subtable Reptn Int : Event ID = 375c
 L-EIT Max Subtable Reptn Int : Event ID = 375e
 M-EIT Min Sect Reptn Int : Event ID = 375d
 L-EIT Min Sect Reptn Int : Event ID = 375f
 SDTT(H) max subtable RI : Event ID = 37e9
 Ind SDTT(H) max subtable RI : Event ID = 37eb
 SDTT(H) min section RI : Event ID = 37e8
 Ind SDTT(H) min section RI : Event ID = 37ea
 SDTT(L) max subtable RI : Event ID = 37ed
 Ind SDTT(L) max subtable RI : Event ID = 37ef
 SDTT(L) min section RI : Event ID = 37ec
 Ind SDTT(L) min section RI : Event ID = 37ee
 PAT max section RI : Event ID = 3950
 3.4.a Unref PID : Event ID = 303b
 PID Test : 3.4.a Unref PID : Event ID = 303a
 3.5.a SDT : Event ID = 3142
 3.5 SDT (Table ID) : Event ID = 3106
 SDT Actual Timer : Event ID = 3952
 3.6c EIT PF : Event ID = 3333
 Ind DVB EIT P/F presence consistency : Event ID = 3051
 DVB EIT P/F Presence Consistency : Event ID = 3052
 Other : Event ID = 37f2
 Table Tests : Event ID = 37f6
 Any Table Syntax : Event ID = 3520
 PAT Syntax : Event ID = 3500
 PMT Syntax : Event ID = 3501
 CAT Syntax : Event ID = 3502
 NIT Syntax : Event ID = 3503
 SDT Syntax : Event ID = 3505
 EIT Syntax : Event ID = 3506
 TOT Syntax : Event ID = 3508
 BIT Syntax : Event ID = 3792
 CDT Syntax : Event ID = 3799
 SDTT(L) Syntax : Event ID = 37f1
 SDTT(H) Syntax : Event ID = 37f0
 DPI/SIT Syntax : Event ID = 3828
 H-EIT Syntax : Event ID = 3519
 M-EIT Syntax : Event ID = 351a
 L-EIT Syntax : Event ID = 351b
 H-EIT Basic Schedule Syntax : Event ID = 351c
 H-EIT Extended Schedule Syntax : Event ID = 351d
 Table Id Error : Event ID = 37fb
 TOT (Table ID) : Event ID = 3119
 H-EIT (Table ID) : Event ID = 311a
 M-EIT (Table ID) : Event ID = 311b
 L-EIT (Table ID) : Event ID = 311c

L-SDTT (Table ID) : Event ID = 311d
 H-SDTT (Table ID) : Event ID = 311e
 SIT (Table ID) : Event ID = 311f
 DIT (Table ID) : Event ID = 3126
 BIT (Table ID) : Event ID = 3781
 TOT : Event ID = 3134
 TOT Min Sect Reptn Int : Event ID = 371e
 Ind TOT min section RI : Event ID = 373d
 TOT Max Sect Reptn Int : Event ID = 371f
 TOT (Table ID) : Event ID = 3119
 H-EIT : Event ID = 3127
 H-EIT (Table ID) : Event ID = 311a
 H-EIT PF Min Sect Reptn Int : Event ID = 370f
 Ind DVB EIT actual p/f min section RI : Event ID = 3733
 H-EIT PF Max Subtable Reptn Int : Event ID = 3710
 Ind DVB EIT actual p/f max subtable RI : Event ID = 3734
 M-EIT : Event ID = 3128
 M-EIT (Table ID) : Event ID = 311b
 M-EIT Max Subtable Reptn Int : Event ID = 375c
 M-EIT Min Sect Reptn Int : Event ID = 375d
 L-EIT : Event ID = 3129
 L-EIT (Table ID) : Event ID = 311c
 L-EIT Max Subtable Reptn Int : Event ID = 375e
 L-EIT Min Sect Reptn Int : Event ID = 375f
 L-SDTT : Event ID = 312b
 SDTT(L) min section RI : Event ID = 37ec
 Ind SDTT(L) min section RI : Event ID = 37ee
 SDTT(L) max subtable RI : Event ID = 37ed
 Ind SDTT(L) max subtable RI : Event ID = 37ef
 L-SDTT (Table ID) : Event ID = 311d
 H-SDTT : Event ID = 312a
 SDTT(H) min section RI : Event ID = 37e8
 Ind SDTT(H) min section RI : Event ID = 37ea
 SDTT(H) max subtable RI : Event ID = 37e9
 Ind SDTT(H) max subtable RI : Event ID = 37eb
 H-SDTT (Table ID) : Event ID = 311e
 SIT : Event ID = 312d
 SIT (Table ID) : Event ID = 311f
 DIT : Event ID = 312c
 DIT (Table ID) : Event ID = 3126
 CDT : Event ID = 3777
 CDT Min Sect Reptn Int : Event ID = 3775
 Ind CDT min section RI : Event ID = 374e
 CDT Max Subtable Reptn Int : Event ID = 3776
 Ind CDT max subtable RI : Event ID = 374d
 BIT : Event ID = 3771
 BIT Min Section Reptn Int : Event ID = 3762
 Ind BIT min section RI : Event ID = 3743
 BIT Max Subtable Reptn Int : Event ID = 3763
 Ind BIT max subtable RI : Event ID = 3744
 BIT (Table ID) : Event ID = 3781
 PAT/PMT Consistency : Event ID = 3330
 DSM-CC error : Event ID = 3910
 DII min RI : Event ID = 3908
 Ind DII min repetition error : Event ID = 3909
 DII max RI : Event ID = 390c

Ind DII max repetition error : Event ID = 390d
 DII Timeout : Event ID = 3905
 DII download completion : Event ID = 390e
 Ind DII completion : Event ID = 390f
 Miscellaneous : Event ID = 37f9
 TS Availability : Event ID = 3053
 PID Occupancy : Event ID = 2001
 PID Test : PID Occupancy : Event ID = 2004
 Prog Occupancy : Event ID = 2002
 Program occupancy error : Event ID = 3039
 Program Test : Prog Occupancy : Event ID = 3039
 PCR Overall Jitter (PCR_OJ) : Event ID = 3040
 PID Test : PCR Overall Jitter (PCR_OJ) : Event ID = 3043
 PCR Frequency Offset (PCR_FO) : Event ID = 3041
 PID Test : PCR Frequency Offset (PCR_FO) : Event ID = 3044
 PCR Drift Rate (PCR_DR) : Event ID = 3042
 PID Test : PCR Drift Rate (PCR_DR) : Event ID = 3045
 DPI/SIT Any Errors : Event ID = 382a
 Multiple (>1) DPI/SIT PIDs per Program : Event ID = 3823
 Excess (>8) DPI/SIT PIDs per Program : Event ID = 3824
 DPI/SIT Encrypted Error : Event ID = 3825
 DPI/SIT Missing : Event ID = 3826
 Ind DPI/SIT Missing : Event ID = 3827
 DPI/SIT Syntax : Event ID = 3828
 DPI/SIT Max subtable RI : Event ID = 3829
 DPI/SIT Any information events : Event ID = c01d
 DPI/SIT Data : Event ID = c017
 DPI/SIT Splice Cancel : Event ID = c018
 DPI/SIT Splice : Event ID = c019
 DPI/SIT Program Splice : Event ID = c01a
 DPI/SIT Component Splice : Event ID = c01b
 RF Test : IF Error Collection : Event ID = 3816
 RF Test : IF Lock : Event ID = 3800 : Metric ID = 1
 RF Test : MER : Event ID = d001 : Metric ID = 2
 RF Test : MER Limit : Event ID = 3801 : Metric ID = 2
 RF Test : MER Drift Limit : Event ID = 3802 : Metric ID = 2
 RF Test : EVM : Event ID = d002 : Metric ID = 3
 RF Test : EVM Limit : Event ID = 3803 : Metric ID = 3
 RF Test : EVM Drift Limit : Event ID = 3804 : Metric ID = 3
 RF Test : BER (Pre Reed Solomon) : Event ID = d003 : Metric ID = 4
 RF Test : BER (Pre Reed Solomon) Rate : Event ID = 3805 : Metric ID = 4
 RF Test : BER (Pre Reed Solomon) Drift : Event ID = 3806 : Metric ID = 4
 RF Test : BER (Pre-Viterbi) : Event ID = d004 : Metric ID = 5
 RF Test : BER (Pre-Viterbi) Rate : Event ID = 3807 : Metric ID = 5
 RF Test : BER (Pre-Viterbi) Drift : Event ID = 3808 : Metric ID = 5
 RF Test : BER (Post Reed Solomon) : Event ID = d005 : Metric ID = 6
 RF Test : BER (Post Reed Solomon) Rate : Event ID = 3809 : Metric ID = 6
 RF Test : BER (Post Reed Solomon) Drift : Event ID = 380a : Metric ID = 6
 RF Test : Power : Event ID = d007 : Metric ID = 7
 RF Test : High Power Limit : Event ID = 380d : Metric ID = 7
 RF Test : Low Power Limit : Event ID = 380e : Metric ID = 7
 RF Test : Power Drift Limit : Event ID = 380f : Metric ID = 7
 RF Test : SNR : Event ID = d008 : Metric ID = 8
 RF Test : SNR Limit : Event ID = 3810 : Metric ID = 8
 RF Test : SNR Drift Limit : Event ID = 3811 : Metric ID = 8
 RF Test : CNR : Event ID = d009 : Metric ID = 9

RF Test : CNR Limit : Event ID = 3812 : Metric ID = 9
RF Test : CNR Drift Limit : Event ID = 3813 : Metric ID = 9
RF Test : Carrier Offset : Event ID = d00a : Metric ID = 10
RF Test : Carrier Offset Limit : Event ID = 3814 : Metric ID = 10
RF Test : Carrier Offset Drift Limit : Event ID = 3815 : Metric ID = 10
RF Test : Corrupt Packet : Event ID = d00b : Metric ID = 12
RF Test : Errored Packet Limit Error : Event ID = 3850 : Metric ID = 12
RF Test : Dropped Packet : Event ID = d00c : Metric ID = 13
RF Test : Dropped Packet Limit Error : Event ID = 3852 : Metric ID = 13
RF Test : PIT Time : Event ID = d00d : Metric ID = 14
RF Test : Packet Interval Time Limit Error : Event ID=3854:Metric ID=14
RF Test : Out of Order Packet : Event ID = d00e : Metric ID = 15
RF Test : Out of Order Packet Limit Error : Event ID=3856 : Metric ID=15
RF Test : Dropped Packet Limit Error : Event ID = 3852 : Metric ID = 13
RF Test : Out of Order Packet Limit Error : Event ID = 3856 : Metric ID=15
PID Group Occupancy : Event ID = 2005
PID group occupancy error : Event ID = 2003
PID Bit Rate Variability : Event ID = 2010
PID Test : PID Bit Rate Variability : Event ID = 2011
Discontinuity : Event ID = 3131
PID Test : Discontinuity : Event ID = 3133
Transport Stream Occupancy : Event ID = 3600
Service Log Overflow : Event ID = 5200
Program Information : Event ID = c001
PTS/DTS Syntax Error : Event ID = 3054
Any Template Error : Event ID = 6fff
Template Header Error : Event ID = 6000
Template TransportStreamId error : Event ID = 6010
Template NetworkId error : Event ID = 6020
Template OriginalNetworkId error : Event ID = 6030
Template ServiceNumber error : Event ID = 6040
Any Template Service Error : Event ID = 6100
Template PcrPid error : Event ID = 6110
Template ServiceType error : Event ID = 6120
Template ServiceName error : Event ID = 6130
Template Service constraint error : Event ID = 6140
Template OtherPidsAllowed error : Event ID = 6150
Any Template PID Error : Event ID = 6200
Template CADescriptorPresent error : Event ID = 6210
Template Pid scrambling error : Event ID = 6220
Template StreamType error : Event ID = 6230
Template Pid constraint error : Event ID = 6240
Any Template Rating Error : Event ID = 6300
Template DVB/ATSC Ratings error : Event ID = 6301

ISDB (Partial Reception)

ISDB Tests : Event ID = 37f8

- ISDBT NIT Terrestrial Delivery Validation : Event ID = 37a1
 - ISDBT Mode/Guard Interval Validation : Event ID = 379e
 - ISDBT Time Interleaving Validation : Event ID = 379f
 - ISDBT Modulation/Error Compensation Validation : Event ID = 37a0
 - ISDBT Partial Reception/TS Information Consistency : Event ID = 37a3
- ISDBT Guard Interval Consistency : Event ID = 379a
- ISDBT Transmission Mode Consistency : Event ID = 379b
- ISDBT Partial Reception Consistency : Event ID = 379c
- ISDBT Modulation Consistency : Event ID = 379d
- ISDBT NIT Service List Consistency : Event ID = 37a2
- ISDBT EIT Type Content Check : Event ID = 37a5
- ISDBT EIT Unique Event Id : Event ID = 37a6
- ISDBT SDT/EIT Consistency : Event ID = 37a7
 - Ind ISDBT SDT/EIT Consistency : Event ID = 37a8
- ISDBT NIT/EIT Consistency : Event ID = 37aa
 - Ind ISDBT NIT/EIT Consistency : Event ID = 37ab
- Ind ISDBT NIT/EIT Consistency : Event ID = 37ab
- ISDBT NIT/SDT Consistency : Event ID = 37b1
- ISDBT TMCC Id Error : Event ID = 37c3
- ISDBT Max Partial Reception Services Error : Event ID = 37c4
- ISDBT NIT/PMT Consistency : Event ID = 37c5
- ISDBT Partial Reception Service ID Check : Event ID = 37c6
- HEIT Schedule : Event ID = 37fd
 - H-EIT basic schedule max subtable RI for TV : Event ID = 37b5
 - Ind H-EIT basic schedule max subtable RI for TV Cycle Group 1 : Event ID = 37d0
 - Ind H-EIT basic schedule max subtable RI for TV Cycle Group 2 : Event ID = 37d1
 - Ind H-EIT basic schedule max subtable RI for TV Cycle Group 3 : Event ID = 37d2
 - Ind H-EIT basic schedule max subtable RI for TV Cycle Group Base : Event ID = 37d3
 - H-EIT basic schedule max subtable RI for audio : Event ID = 37b6
 - Ind H-EIT basic schedule max subtable RI for audio Cycle Group 1 : Event ID = 37d4
 - Ind H-EIT basic schedule max subtable RI for audio Cycle Group 2 : Event ID = 37d5
 - Ind H-EIT basic schedule max subtable RI for audio Cycle Group 3 : Event ID = 37d6
 - Ind H-EIT basic schedule max subtable RI for audio Cycle Group Base = 37d7
 - H-EIT basic schedule max subtable RI for data : Event ID = 37b7
 - Ind H-EIT basic schedule max subtable RI for data Cycle Group 1 : Event ID = 37d8
 - Ind H-EIT basic schedule max subtable RI for data Cycle Group 2 : Event ID = 37d9
 - Ind H-EIT basic schedule max subtable RI for data Cycle Group 3 : Event ID = 37da
 - Ind H-EIT basic schedule max subtable RI for data Cycle Group Base = 37db
 - H-EIT extended schedule max subtable RI for TV : Event ID = 37b8
 - Ind H-EIT basic schedule max subtable RI for TV Cycle Group 1 : Event ID = 37dc
 - Ind H-EIT basic schedule max subtable RI for TV Cycle Group 2 :

```

Event ID = 37dd
    Ind H-EIT basic schedule max subtable RI for TV Cycle Group 3 :
Event ID = 37de
    Ind H-EIT basic schedule max subtable RI for TV Cycle Group Base :
Event ID = 37df
    H-EIT extended schedule max subtable RI for audio : Event ID = 37b9
    Ind H-EIT basic schedule max subtable RI for audio Cycle Group 1 :
Event ID = 37e0
    Ind H-EIT basic schedule max subtable RI for audio Cycle Group 2 :
Event ID = 37e1
    Ind H-EIT basic schedule max subtable RI for audio Cycle Group 3 :
Event ID = 37e2
    Ind H-EIT basic schedule max subtable RI for audio Cycle Group Base = 37e3
    H-EIT extended schedule max subtable RI for data : Event ID = 37ba
    Ind H-EIT basic schedule max subtable RI for data Cycle Group 1 :
Event ID = 37e4
    Ind H-EIT basic schedule max subtable RI for data Cycle Group 2 :
Event ID = 37e5
    Ind H-EIT basic schedule max subtable RI for data Cycle Group 3 :
Event ID = 37e6
    Ind H-EIT basic schedule max subtable RI for data Cycle Group Base = 37e7
Priority Tests : Event ID = 37f7
Priority 1 : Event ID = 37f3
    1.1 Sync : Event ID = 3011
    1.2 Sync Byte : Event ID = 3012
    1.3.a PAT : Event ID = 3018
    1.3 PAT (Timer) : Event ID = 3100
    1.3 PAT (Table ID) : Event ID = 3101
    1.3 PAT (Scrambling) : Event ID = 3102
    1.4 Continuity : Event ID = 3014
    PID Test : 1.4 Continuity : Event ID = 3132
    1.5.a PMT : Event ID = 3019
    1.5 PMT (Timer) : Event ID = 3103
    Ind PMT Err Timer : Event ID = 3160
    Program Test : 1.5 PMT (Timer) : Event ID = 3160
    </ProgramTest>
    1.5 PMT (Scrambling) : Event ID = 3104
    1.6 PID : Event ID = 3016
    PID Test : 1.6 PID : Event ID = 3017
Priority 2 : Event ID = 37f4
    2.1 Transport : Event ID = 3021
    2.2 CRC : Event ID = 3022
    2.3.a PCR Repetition : Event ID = 3150
    PID Test : 2.3.a PCR Repetition : Event ID = 3117
    2.3.b PCR Discontinuity Indicator : Event ID = 3151
    PID Test : 2.3.b PCR Discontinuity Indicator : Event ID = 3118
    2.4 PCR Accuracy : Event ID = 3024
    PID Test : 2.4 PCR Accuracy : Event ID = 3028
    2.5 PTS : Event ID = 3025
    PID Test : 2.5 PTS : Event ID = 3728
    2.6 CAT : Event ID = 3026
    2.6 CAT (Table ID) : Event ID = 3107
    2.6 CAT (Scrambling) : Event ID = 3114
Priority 3 : Event ID = 37f5
    3.1.a NIT : Event ID = 3140
    3.1 NIT (Table ID) : Event ID = 3109

```

NIT Actual Timer : Event ID = 3951
 3.2 SI Repetition : Event ID = 3032
 NIT Min Section Reptn Int : Event ID = 3703
 Ind NIT actual min section RI : Event ID = 3729
 NIT Max Section Reptn Int : Event ID = 3705
 NIT Max Subtable Reptn Int : Event ID = 3704
 Ind NIT actual max subtable RI : Event ID = 372a
 SDT Min Section Reptn Int : Event ID = 3709
 Ind SDT actual min section RI : Event ID = 372e
 SDT Max Section Reptn Int : Event ID = 370b
 SDT Max Subtable Reptn Int : Event ID = 370a
 Ind SDT actual max subtable RI : Event ID = 372f
 TOT Min Sect Reptn Int : Event ID = 371e
 Ind TOT min section RI : Event ID = 373d
 TOT Max Sect Reptn Int : Event ID = 371f
 CAT max subtable RI : Event ID = 3115
 BIT Max Subtable Reptn Int : Event ID = 3763
 Ind BIT max subtable RI : Event ID = 3744
 CDT Max Subtable Reptn Int : Event ID = 3776
 Ind CDT max subtable RI : Event ID = 374d
 BIT Min Section Reptn Int : Event ID = 3762
 Ind BIT min section RI : Event ID = 3743
 CDT Min Sect Reptn Int : Event ID = 3775
 Ind CDT min section RI : Event ID = 374e
 M-EIT Max Subtable Reptn Int : Event ID = 375c
 L-EIT Max Subtable Reptn Int : Event ID = 375e
 M-EIT Min Sect Reptn Int : Event ID = 375d
 L-EIT Min Sect Reptn Int : Event ID = 375f
 SDTT(H) max subtable RI : Event ID = 37e9
 Ind SDTT(H) max subtable RI : Event ID = 37eb
 SDTT(H) min section RI : Event ID = 37e8
 Ind SDTT(H) min section RI : Event ID = 37ea
 SDTT(L) max subtable RI : Event ID = 37ed
 Ind SDTT(L) max subtable RI : Event ID = 37ef
 SDTT(L) min section RI : Event ID = 37ec
 Ind SDTT(L) min section RI : Event ID = 37ee
 PAT max section RI : Event ID = 3950
 3.4.a Unref PID : Event ID = 303b
 PID Test : 3.4.a Unref PID : Event ID = 303a
 3.5.a SDT : Event ID = 3142
 3.5 SDT (Table ID) : Event ID = 3106
 SDT Actual Timer : Event ID = 3952
 3.6c EIT PF : Event ID = 3333
 Ind DVB EIT P/F presence consistency : Event ID = 3051
 DVB EIT P/F Presence Consistency : Event ID = 3052
 Other : Event ID = 37f2
 Table Tests : Event ID = 37f6
 Any Table Syntax : Event ID = 3520
 PAT Syntax : Event ID = 3500
 PMT Syntax : Event ID = 3501
 CAT Syntax : Event ID = 3502
 NIT Syntax : Event ID = 3503
 SDT Syntax : Event ID = 3505
 EIT Syntax : Event ID = 3506
 TOT Syntax : Event ID = 3508
 BIT Syntax : Event ID = 3792

CDT Syntax : Event ID = 3799
SDTT(L) Syntax : Event ID = 37f1
SDTT(H) Syntax : Event ID = 37f0
DPI/SIT Syntax : Event ID = 3828
H-EIT Syntax : Event ID = 3519
M-EIT Syntax : Event ID = 351a
L-EIT Syntax : Event ID = 351b
H-EIT Basic Schedule Syntax : Event ID = 351c
H-EIT Extended Schedule Syntax : Event ID = 351d
Table Id Error : Event ID = 37fb
TOT (Table ID) : Event ID = 3119
H-EIT (Table ID) : Event ID = 311a
M-EIT (Table ID) : Event ID = 311b
L-EIT (Table ID) : Event ID = 311c
L-SDTT (Table ID) : Event ID = 311d
H-SDTT (Table ID) : Event ID = 311e
SIT (Table ID) : Event ID = 311f
DIT (Table ID) : Event ID = 3126
BIT (Table ID) : Event ID = 3781
TOT : Event ID = 3134
TOT Min Sect Reptn Int : Event ID = 371e
 Ind TOT min section RI : Event ID = 373d
TOT Max Sect Reptn Int : Event ID = 371f
TOT (Table ID) : Event ID = 3119
H-EIT : Event ID = 3127
H-EIT (Table ID) : Event ID = 311a
H-EIT PF Min Sect Reptn Int : Event ID = 370f
 Ind DVB EIT actual p/f min section RI : Event ID = 3733
H-EIT PF Max Subtable Reptn Int : Event ID = 3710
 Ind DVB EIT actual p/f max subtable RI : Event ID = 3734
M-EIT : Event ID = 3128
M-EIT (Table ID) : Event ID = 311b
M-EIT Max Subtable Reptn Int : Event ID = 375c
M-EIT Min Sect Reptn Int : Event ID = 375d
L-EIT : Event ID = 3129
L-EIT (Table ID) : Event ID = 311c
L-EIT Max Subtable Reptn Int : Event ID = 375e
L-EIT Min Sect Reptn Int : Event ID = 375f
L-SDTT : Event ID = 312b
SDTT(L) min section RI : Event ID = 37ec
 Ind SDTT(L) min section RI : Event ID = 37ee
SDTT(L) max subtable RI : Event ID = 37ed
 Ind SDTT(L) max subtable RI : Event ID = 37ef
L-SDTT (Table ID) : Event ID = 311d
H-SDTT : Event ID = 312a
SDTT(H) min section RI : Event ID = 37e8
 Ind SDTT(H) min section RI : Event ID = 37ea
SDTT(H) max subtable RI : Event ID = 37e9
 Ind SDTT(H) max subtable RI : Event ID = 37eb
H-SDTT (Table ID) : Event ID = 311e
SIT : Event ID = 312d
SIT (Table ID) : Event ID = 311f
DIT : Event ID = 312c
DIT (Table ID) : Event ID = 3126
CDT : Event ID = 3777
CDT Min Sect Reptn Int : Event ID = 3775

Ind CDT min section RI : Event ID = 374e
 CDT Max Subtable Reptn Int : Event ID = 3776
 Ind CDT max subtable RI : Event ID = 374d
 BIT : Event ID = 3771
 BIT Min Section Reptn Int : Event ID = 3762
 Ind BIT min section RI : Event ID = 3743
 BIT Max Subtable Reptn Int : Event ID = 3763
 Ind BIT max subtable RI : Event ID = 3744
 BIT (Table ID) : Event ID = 3781
 PAT/PMT Consistency : Event ID = 3330
 DSM-CC error : Event ID = 3910
 DII min RI : Event ID = 3908
 Ind DII min repetition error : Event ID = 3909
 DII max RI : Event ID = 390c
 Ind DII max repetition error : Event ID = 390d
 DII Timeout : Event ID = 3905
 DII download completion : Event ID = 390e
 Ind DII completion : Event ID = 390f
 Miscellaneous : Event ID = 37f9
 TS Availability : Event ID = 3053
 PID Occupancy : Event ID = 2001
 PID Test : PID Occupancy : Event ID = 2004
 Prog Occupancy : Event ID = 2002
 Program occupancy error : Event ID = 3039
 Program Test : Prog Occupancy : Event ID = 3039
 </ProgramTest>
 PCR Overall Jitter (PCR_OJ) : Event ID = 3040
 PID Test : PCR Overall Jitter (PCR_OJ) : Event ID = 3043
 PCR Frequency Offset (PCR_FO) : Event ID = 3041
 PID Test : PCR Frequency Offset (PCR_FO) : Event ID = 3044
 PCR Drift Rate (PCR_DR) : Event ID = 3042
 PID Test : PCR Drift Rate (PCR_DR) : Event ID = 3045
 DPI/SIT Any Errors : Event ID = 382a
 Multiple (>1) DPI/SIT PIDs per Program : Event ID = 3823
 Excess (>8) DPI/SIT PIDs per Program : Event ID = 3824
 DPI/SIT Encrypted Error : Event ID = 3825
 DPI/SIT Missing : Event ID = 3826
 Ind DPI/SIT Missing : Event ID = 3827
 DPI/SIT Syntax : Event ID = 3828
 DPI/SIT Max subtable RI : Event ID = 3829
 DPI/SIT Any information events : Event ID = c01d
 DPI/SIT Data : Event ID = c017
 DPI/SIT Splice Cancel : Event ID = c018
 DPI/SIT Splice : Event ID = c019
 DPI/SIT Program Splice : Event ID = c01a
 DPI/SIT Component Splice : Event ID = c01b
 RF Test : IF Error Collection : Event ID = 3816
 RF Test : IF Lock : Event ID = 3800 : Metric ID = 1
 RF Test : MER : Event ID = d001 : Metric ID = 2
 RF Test : MER Limit : Event ID = 3801 : Metric ID = 2
 RF Test : MER Drift Limit : Event ID = 3802 : Metric ID = 2
 RF Test : EVM : Event ID = d002 : Metric ID = 3
 RF Test : EVM Limit : Event ID = 3803 : Metric ID = 3
 RF Test : EVM Drift Limit : Event ID = 3804 : Metric ID = 3
 RF Test : BER (Pre Reed Solomon) : Event ID = d003 : Metric ID = 4
 RF Test : BER (Pre Reed Solomon) Rate : Event ID = 3805 : Metric ID = 4

RF Test : BER (Pre Reed Solomon) Drift : Event ID = 3806 : Metric ID = 4
RF Test : BER (Pre-Viterbi) : Event ID = d004 : Metric ID = 5
RF Test : BER (Pre-Viterbi) Rate : Event ID = 3807 : Metric ID = 5
RF Test : BER (Pre-Viterbi) Drift : Event ID = 3808 : Metric ID = 5
RF Test : BER (Post Reed Solomon) : Event ID = d005 : Metric ID = 6
RF Test : BER (Post Reed Solomon) Rate : Event ID = 3809 : Metric ID = 6
RF Test : BER (Post Reed Solomon) Drift : Event ID = 380a : Metric ID = 6
RF Test : Power : Event ID = d007 : Metric ID = 7
RF Test : High Power Limit : Event ID = 380d : Metric ID = 7
RF Test : Low Power Limit : Event ID = 380e : Metric ID = 7
RF Test : Power Drift Limit : Event ID = 380f : Metric ID = 7
RF Test : SNR : Event ID = d008 : Metric ID = 8
RF Test : SNR Limit : Event ID = 3810 : Metric ID = 8
RF Test : SNR Drift Limit : Event ID = 3811 : Metric ID = 8
RF Test : CNR : Event ID = d009 : Metric ID = 9
RF Test : CNR Limit : Event ID = 3812 : Metric ID = 9
RF Test : CNR Drift Limit : Event ID = 3813 : Metric ID = 9
RF Test : Carrier Offset : Event ID = d00a : Metric ID = 10
RF Test : Carrier Offset Limit : Event ID = 3814 : Metric ID = 10
RF Test : Carrier Offset Drift Limit : Event ID = 3815 : Metric ID = 10
RF Test : Corrupt Packet : Event ID = d00b : Metric ID = 12
RF Test : Errored Packet Limit Error : Event ID = 3850 : Metric ID = 12
RF Test : Dropped Packet : Event ID = d00c : Metric ID = 13
RF Test : Dropped Packet Limit Error : Event ID = 3852 : Metric ID = 13
RF Test : PIT Time : Event ID = d00d : Metric ID = 14
RF Test : Packet Interval Time Limit Error : Event ID=3854:Metric ID=14
RF Test : Out of Order Packet : Event ID = d00e : Metric ID = 15
RF Test : Out of Order Packet Limit Error : Event ID=3856 : Metric ID=15
RF Test : Dropped Packet Limit Error : Event ID = 3852 : Metric ID = 13
RF Test : Out of Order Packet Limit Error : Event ID = 3856 : Metric ID=15
PID Group Occupancy : Event ID = 2005
PID group occupancy error : Event ID = 2003
PID Bit Rate Variability : Event ID = 2010
PID Test : PID Bit Rate Variability : Event ID = 2011
Discontinuity : Event ID = 3131
PID Test : Discontinuity : Event ID = 3133
Transport Stream Occupancy : Event ID = 3600
Service Log Overflow : Event ID = 5200
Program Information : Event ID = c001
PTS/DTS Syntax Error : Event ID = 3054
Any Template Error : Event ID = 6fff
Template Header Error : Event ID = 6000
Template TransportStreamId error : Event ID = 6010
Template NetworkId error : Event ID = 6020
Template OriginalNetworkId error : Event ID = 6030
Template ServiceNumber error : Event ID = 6040
Any Template Service Error : Event ID = 6100
Template PcrPid error : Event ID = 6110
Template ServiceType error : Event ID = 6120
Template ServiceName error : Event ID = 6130
Template Service constraint error : Event ID = 6140
Template OtherPidsAllowed error : Event ID = 6150
Any Template PID Error : Event ID = 6200
Template CADescriptorPresent error : Event ID = 6210
Template Pid scrambling error : Event ID = 6220
Template StreamType error : Event ID = 6230

Template Pid constraint error : Event ID = 6240
 Any Template Rating Error : Event ID = 6300
 Template DVB/ATSC Ratings error : Event ID = 6301

DCII Tests

MPEG TR 101 290 : Event ID = 37f7
 Priority 1 : Event ID = 37f3
 1.1 Sync : Event ID = 3011
 1.2 Sync Byte : Event ID = 3012
 1.3.a PAT : Event ID = 3018
 1.3 PAT (Timer) : Event ID = 3100
 1.3 PAT (Table ID) : Event ID = 3101
 1.3 PAT (Scrambling) : Event ID = 3102
 1.4 Continuity : Event ID = 3014
 PID Test : 1.4 Continuity : Event ID = 3132
 1.5.a PMT : Event ID = 3019
 1.5 PMT (Timer) : Event ID = 3103
 Ind PMT Err Timer : Event ID = 3160
 Program Test : 1.5 PMT (Timer) : Event ID = 3160
 1.5 PMT (Scrambling) : Event ID = 3104
 1.6 PID : Event ID = 3016
 PID Test : 1.6 PID : Event ID = 3017
 Priority 2 : Event ID = 37f4
 2.1 Transport : Event ID = 3021
 2.2 CRC : Event ID = 3022
 2.3.a PCR Repetition : Event ID = 3150
 PID Test : 2.3.a PCR Repetition : Event ID = 3117
 2.3.b PCR Discontinuity Indicator : Event ID = 3151
 PID Test : 2.3.b PCR Discontinuity Indicator : Event ID = 3118
 2.4 PCR Accuracy : Event ID = 3024
 PID Test : 2.4 PCR Accuracy : Event ID = 3028
 2.5 PTS : Event ID = 3025
 PID Test : 2.5 PTS : Event ID = 3728
 2.6 CAT : Event ID = 3026
 2.6 CAT (Scrambling) : Event ID = 3114
 Priority 3 : Event ID = 37f5
 3.2 SIrepetition : Event ID = 3032
 CAT max subtable RI : Event ID = 3115
 PAT max section RI : Event ID = 3950
 3.4.a Unref PID : Event ID = 303b
 PID Test : 3.4.a Unref PID : Event ID = 303a
 Other : Event ID = 37f2
 Table Tests : Event ID = 37f6
 Any Table Syntax : Event ID = 3520
 PAT Syntax : Event ID = 3500
 PMT Syntax : Event ID = 3501
 CAT Syntax : Event ID = 3502
 DPI/SIT Syntax : Event ID = 3828
 PIM Syntax Error : Event ID = 3513
 PNM Syntax Error : Event ID = 3514
 NIM Syntax Error : Event ID = 3515
 NTM Syntax Error : Event ID = 3516
 VCM Syntax Error : Event ID = 3517

STM Syntax Error : Event ID = 3518
Table Id Error : Event ID = 37fb
Timer Error : Event ID = 37fc
PAT/PMT Consistency : Event ID = 3330
Miscellaneous : Event ID = 37f9
TS Availability : Event ID = 3053
PID Occupancy : Event ID = 2001
PID Test : PID Occupancy : Event ID = 2004
Prog Occupancy : Event ID = 2002
Program occupancy error : Event ID = 3039
Program Test : Prog Occupancy : Event ID = 3039
PCR Overall Jitter (PCR_OJ) : Event ID = 3040
PID Test : PCR Overall Jitter (PCR_OJ) : Event ID = 3043
PCR Frequency Offset (PCR_FO) : Event ID = 3041
PID Test : PCR Frequency Offset (PCR_FO) : Event ID = 3044
PCR Drift Rate (PCR_DR) : Event ID = 3042
PID Test : PCR Drift Rate (PCR_DR) : Event ID = 3045
DPI/SIT Any Errors : Event ID = 382a
Multiple (>1) DPI/SIT PIDs per Program : Event ID = 3823
Excess (>8) DPI/SIT PIDs per Program : Event ID = 3824
DPI/SIT Encrypted Error : Event ID = 3825
DPI/SIT Missing : Event ID = 3826
Ind DPI/SIT Missing : Event ID = 3827
DPI/SIT Syntax : Event ID = 3828
DPI/SIT Max subtable RI : Event ID = 3829
DPI/SIT Any information events : Event ID = c01d
DPI/SIT Data : Event ID = c017
DPI/SIT Splice Cancel : Event ID = c018
DPI/SIT Splice : Event ID = c019
DPI/SIT Program Splice : Event ID = c01a
DPI/SIT Component Splice : Event ID = c01b
RF Test : IF Error Collection : Event ID = 3816
RF Test : IF Lock : Event ID = 3800 : Metric ID = 1
RF Test : MER : Event ID = d001 : Metric ID = 2
RF Test : MER Limit : Event ID = 3801 : Metric ID = 2
RF Test : MER Drift Limit : Event ID = 3802 : Metric ID = 2
RF Test : EVM : Event ID = d002 : Metric ID = 3
RF Test : EVM Limit : Event ID = 3803 : Metric ID = 3
RF Test : EVM Drift Limit : Event ID = 3804 : Metric ID = 3
RF Test : BER (Pre Reed Solomon) : Event ID = d003 : Metric ID = 4
RF Test : BER (Pre Reed Solomon) Rate : Event ID = 3805 : Metric ID = 4
RF Test : BER (Pre Reed Solomon) Drift : Event ID = 3806 : Metric ID = 4
RF Test : BER (Pre-Viterbi) : Event ID = d004 : Metric ID = 5
RF Test : BER (Pre-Viterbi) Rate : Event ID = 3807 : Metric ID = 5
RF Test : BER (Pre-Viterbi) Drift : Event ID = 3808 : Metric ID = 5
RF Test : BER (Post Reed Solomon) : Event ID = d005 : Metric ID = 6
RF Test : BER (Post Reed Solomon) Rate : Event ID = 3809 : Metric ID = 6
RF Test : BER (Post Reed Solomon) Drift : Event ID = 380a : Metric ID = 6
RF Test : Power : Event ID = d007 : Metric ID = 7
RF Test : High Power Limit : Event ID = 380d : Metric ID = 7
RF Test : Low Power Limit : Event ID = 380e : Metric ID = 7
RF Test : Power Drift Limit : Event ID = 380f : Metric ID = 7
RF Test : SNR : Event ID = d008 : Metric ID = 8
RF Test : SNR Limit : Event ID = 3810 : Metric ID = 8
RF Test : SNR Drift Limit : Event ID = 3811 : Metric ID = 8
RF Test : CNR : Event ID = d009 : Metric ID = 9

RF Test : CNR Limit : Event ID = 3812 : Metric ID = 9
 RF Test : CNR Drift Limit : Event ID = 3813 : Metric ID = 9
 RF Test : Carrier Offset : Event ID = d00a : Metric ID = 10
 RF Test : Carrier Offset Limit : Event ID = 3814 : Metric ID = 10
 RF Test : Carrier Offset Drift Limit : Event ID = 3815 : Metric ID = 10
 RF Test : Corrupt Packet : Event ID = d00b : Metric ID = 12
 RF Test : Errored Packet Limit Error : Event ID = 3850 : Metric ID = 12
 RF Test : Dropped Packet : Event ID = d00c : Metric ID = 13
 RF Test : Dropped Packet Limit Error : Event ID = 3852 : Metric ID = 13
 RF Test : PIT Time : Event ID = d00d : Metric ID = 14
 RF Test : Packet Interval Time Limit Error : Event ID=3854:Metric ID=14
 RF Test : Out of Order Packet : Event ID = d00e : Metric ID = 15
 RF Test : Out of Order Packet Limit Error : Event ID=3856 : Metric ID=15
 RF Test : Dropped Packet Limit Error : Event ID = 3852 : Metric ID = 13
 RF Test : Out of Order Packet Limit Error : Event ID = 3856 : Metric ID=15
 PID Group Occupancy : Event ID = 2005
 PID group occupancy error : Event ID = 2003
 PID Bit Rate Variability : Event ID = 2010
 PID Test : PID Bit Rate Variability : Event ID = 2011
 Discontinuity : Event ID = 3131
 PID Test : Discontinuity : Event ID = 3133
 Transport Stream Occupancy : Event ID = 3600
 Service Log Overflow : Event ID = 5200
 Program Information : Event ID = c001
 PTS/DTS Syntax Error : Event ID = 3054
 Any Template Error : Event ID = 6fff
 Template Header Error : Event ID = 6000
 Template TransportStreamId error : Event ID = 6010
 Template NetworkId error : Event ID = 6020
 Template OriginalNetworkId error : Event ID = 6030
 Template ServiceNumber error : Event ID = 6040
 Any Template Service Error : Event ID = 6100
 Template PcrPid error : Event ID = 6110
 Template ServiceType error : Event ID = 6120
 Template ServiceName error : Event ID = 6130
 Template Service constraint error : Event ID = 6140
 Template OtherPidsAllowed error : Event ID = 6150
 Any Template PID Error : Event ID = 6200
 Template CADescriptorPresent error : Event ID = 6210
 Template Pid scrambling error : Event ID = 6220
 Template StreamType error : Event ID = 6230
 Template Pid constraint error : Event ID = 6240
 Any Template Rating Error : Event ID = 6300
 Template DVB/ATSC Ratings error : Event ID = 6301

China Tests

TR 101 290 : Event ID = 37f7
Priority 1 : Event ID = 37f3
 1.1 Sync : Event ID = 3011
 1.2 Sync Byte : Event ID = 3012
 1.3.a PAT : Event ID = 3018
 1.3 PAT (Timer) : Event ID = 3100
 1.3 PAT (Table ID) : Event ID = 3101
 1.3 PAT (Scrambling) : Event ID = 3102
 1.4 Continuity : Event ID = 3014
 PID Test : 1.4 Continuity : Event ID = 3132
 1.5.a PMT : Event ID = 3019
 1.5 PMT (Timer) : Event ID = 3103
 Ind PMT Err Timer : Event ID = 3160
 Program Test : 1.5 PMT (Timer) : Event ID = 3160
 1.5 PMT (Scrambling) : Event ID = 3104
 1.6 PID : Event ID = 3016
 PID Test : 1.6 PID : Event ID = 3017
Priority 2 : Event ID = 37f4
 2.1 Transport : Event ID = 3021
 2.2 CRC : Event ID = 3022
 2.3.a PCR Repetition : Event ID = 3150
 PID Test : 2.3.a PCR Repetition : Event ID = 3117
 2.3.b PCR Discontinuity Indicator : Event ID = 3151
 PID Test : 2.3.b PCR Discontinuity Indicator : Event ID = 3118
 2.4 PCR Accuracy : Event ID = 3024
 PID Test : 2.4 PCR Accuracy : Event ID = 3028
 2.5 PTS : Event ID = 3025
 PID Test : 2.5 PTS : Event ID = 3728
 2.6 CAT : Event ID = 3026
 2.6 CAT (Table ID) : Event ID = 3107
 2.6 CAT (Scrambling) : Event ID = 3114
Priority 3 : Event ID = 37f5
 3.1.a NIT Actual : Event ID = 3140
 3.1 NIT (Table ID) : Event ID = 3109
 NIT Actual Min Any Section Reptn Int : Event ID = 3955
 NIT Actual Timer : Event ID = 3951
 3.1b NIT Other : Event ID = 3708
 Ind NIT other max section RI : Event ID = 372d
 3.2 SI Repetition : Event ID = 3032
 TDT max section RI : Event ID = 395a
 NIT Actual Min Section Reptn Int : Event ID = 3703
 Ind NIT actual min section RI : Event ID = 3729
 NIT Actual Max Section Reptn Int : Event ID = 3705
 NIT Actual Max Subtable Reptn Int : Event ID = 3704
 Ind NIT actual max subtable RI : Event ID = 372a
 NIT Other Min Section Reptn Int : Event ID = 3706
 Ind NIT other min section RI : Event ID = 372b
 NIT Other Max Subtable Reptn Int : Event ID = 3707
 Ind NIT other max subtable RI : Event ID = 372c
 SDT Actual Min Section Reptn Int : Event ID = 3709
 Ind SDT actual min section RI : Event ID = 372e
 SDT Actual Max Section Reptn Int : Event ID = 370b
 SDT Actual Max Subtable Reptn Int : Event ID = 370a

Ind SDT actual max subtable RI : Event ID = 372f
 SDT Other Min Section Reptn Int : Event ID = 370c
 Ind SDT other min section RI : Event ID = 3730
 SDT Other Max Subtable Reptn Int : Event ID = 370d
 Ind SDT other max subtable RI : Event ID = 3731
 EIT Actual P Max Sect Reptn Int : Event ID = 3711
 EIT Actual F Max Sect Reptn Int : Event ID = 3712
 EIT Actual PF Min Sect Reptn Int : Event ID = 370f
 Ind DVB EIT actual p/f min section RI : Event ID = 3733
 EIT Actual PF Max Subtable Reptn Int : Event ID = 3710
 Ind DVB EIT actual p/f max subtable RI : Event ID = 3734
 EIT Other PF Min Sect Reptn Int : Event ID = 3713
 Ind DVB EIT other p/f min section RI : Event ID = 3735
 EIT Other PF Max Subtable Reptn Int : Event ID = 3714
 Ind DVB EIT other p/f max subtable RI : Event ID = 3736
 EIT Other P Max Sect Reptn Int : Event ID = 3715
 EIT Other F Max Sect Reptn Int : Event ID = 3716
 EIT Actual Sched Min Sect Reptn Int : Event ID = 3717
 Ind DVB EIT actual schedule min section RI : Event ID = 3737
 EIT Actual Sched Max Subtable Reptn Int : Event ID = 3718
 Ind DVB EIT actual schedule max subtable RI : Event ID = 3738
 EIT Other Sched Min Sect Reptn Int : Event ID = 3719
 Ind DVB EIT other schedule min section RI : Event ID = 3739
 EIT Other Sched Max Subtable Reptn Int : Event ID = 371a
 Ind DVB EIT other schedule max subtable RI : Event ID = 373a
 RST Min Sect Reptn Int : Event ID = 371b
 Ind RST min section RI : Event ID = 373b
 TDT Min Sect Reptn Int : Event ID = 371c
 Ind TDT min section RI : Event ID = 373c
 TOT Min Sect Reptn Int : Event ID = 371e
 Ind TOT min section RI : Event ID = 373d
 TOT Max Sect Reptn Int : Event ID = 371f
 BAT Min Sect Reptn Int : Event ID = 3720
 Ind BAT min section RI : Event ID = 373e
 BAT Max Subtable Reptn Int : Event ID = 3721
 Ind BAT max subtable RI : Event ID = 373f
 CAT max subtable RI : Event ID = 3115
 PAT max section RI : Event ID = 3950
 3.4.a Unref PID : Event ID = 303b
 PID Test : 3.4.a Unref PID : Event ID = 303a
 3.5.a SDT Actual : Event ID = 3142
 3.5 SDT (Table ID) : Event ID = 3106
 SDT Actual Min Any Section Reptn Int : Event ID = 3956
 SDT Actual Timer : Event ID = 3952
 3.5b SDT Other : Event ID = 370e
 Ind SDT other max section RI : Event ID = 3732
 3.6.a EIT Actual : Event ID = 3143
 3.6 EIT (Table ID) : Event ID = 3111
 EIT Actual PF Min Any Section Reptn Int : Event ID = 3957
 EIT Actual P Timer : Event ID = 3953
 EIT Actual F Timer : Event ID = 3954
 3.6.b EIT Other : Event ID = 3144
 EIT Other P Max Sect Reptn Int : Event ID = 3715
 EIT Other F Max Sect Reptn Int : Event ID = 3716
 3.6.c EIT PF : Event ID = 3333
 Ind DVB EIT P/F presence consistency : Event ID = 3051

EIT PF Presence Error : Event ID = 3052
3.7 RST : Event ID = 3037
RST (Table ID) : Event ID = 3120
RST Min Any Sect Reptn Int : Event ID = 3959
3.8 TDT : Event ID = 3038
3.8 TDT (Timer) : Event ID = 3112
3.8 TDT (Table ID) : Event ID = 3113
TDT Min Any Sect Reptn Int : Event ID = 3958
Other : Event ID = 37f2
Table Tests : Event ID = 37f6
Any Table Syntax : Event ID = 3520
PAT Syntax : Event ID = 3500
PMT Syntax : Event ID = 3501
CAT Syntax : Event ID = 3502
NIT Syntax : Event ID = 3503
BAT Syntax : Event ID = 3504
SDT Syntax : Event ID = 3505
EIT Syntax : Event ID = 3506
TDT Syntax : Event ID = 3507
TOT Syntax : Event ID = 3508
RST Syntax : Event ID = 3509
DPI/SIT Syntax : Event ID = 3828
SIT Syntax : Event ID = 351e
DIT Syntax : Event ID = 351f
Table Id Error : Event ID = 37fb
3.8 TDT (Table ID) : Event ID = 3113
RST (Table ID) : Event ID = 3120
Timer Error : Event ID = 37fc
3.8 TDT (Timer) : Event ID = 3112
EIT PF Presence Error : Event ID = 3052
NIT Actual Missing : Event ID = 3751
SDT Actual Missing : Event ID = 3752
EIT Actual PF Missing : Event ID = 3753
TDT Missing : Event ID = 3754
PAT/PMT Consistency : Event ID = 3330
PAT/SDT Consistency : Event ID = 3331
Miscellaneous : Event ID = 37f9
TS Availability : Event ID = 3053
PID Occupancy : Event ID = 2001
PID Test : PID Occupancy : Event ID = 2004
Prog Occupancy : Event ID = 2002
Program occupancy error : Event ID = 3039
Program Test : Prog Occupancy : Event ID = 3039
PCR Overall Jitter (PCR_OJ) : Event ID = 3040
PID Test : PCR Overall Jitter (PCR_OJ) : Event ID = 3043
PCR Frequency Offset (PCR_FO) : Event ID = 3041
PID Test : PCR Frequency Offset (PCR_FO) : Event ID = 3044
PCR Drift Rate (PCR_DR) : Event ID = 3042
PID Test : PCR Drift Rate (PCR_DR) : Event ID = 3045
DPI/SIT Any Errors : Event ID = 382a
Multiple (>1) DPI/SIT PIDs per Program : Event ID = 3823
Excess (>8) DPI/SIT PIDs per Program : Event ID = 3824
DPI/SIT Encrypted Error : Event ID = 3825
DPI/SIT Missing : Event ID = 3826
Ind DPI/SIT Missing : Event ID = 3827
DPI/SIT Syntax : Event ID = 3828

DPI/SIT Max subtable RI : Event ID = 3829
 DPI/SIT Any information events : Event ID = c01d
 DPI/SIT Data : Event ID = c017
 DPI/SIT Splice Cancel : Event ID = c018
 DPI/SIT Splice : Event ID = c019
 DPI/SIT Program Splice : Event ID = c01a
 DPI/SIT Component Splice : Event ID = c01b
 RF Test : IF Error Collection : Event ID = 3816
 RF Test : IF Lock : Event ID = 3800 : Metric ID = 1
 RF Test : MER : Event ID = d001 : Metric ID = 2
 RF Test : MER Limit : Event ID = 3801 : Metric ID = 2
 RF Test : MER Drift Limit : Event ID = 3802 : Metric ID = 2
 RF Test : EVM : Event ID = d002 : Metric ID = 3
 RF Test : EVM Limit : Event ID = 3803 : Metric ID = 3
 RF Test : EVM Drift Limit : Event ID = 3804 : Metric ID = 3
 RF Test : BER (Pre Reed Solomon) : Event ID = d003 : Metric ID = 4
 RF Test : BER (Pre Reed Solomon) Rate : Event ID = 3805 : Metric ID = 4
 RF Test : BER (Pre Reed Solomon) Drift : Event ID = 3806 : Metric ID = 4
 RF Test : BER (Pre-Viterbi) : Event ID = d004 : Metric ID = 5
 RF Test : BER (Pre-Viterbi) Rate : Event ID = 3807 : Metric ID = 5
 RF Test : BER (Pre-Viterbi) Drift : Event ID = 3808 : Metric ID = 5
 RF Test : BER (Post Reed Solomon) : Event ID = d005 : Metric ID = 6
 RF Test : BER (Post Reed Solomon) Rate : Event ID = 3809 : Metric ID = 6
 RF Test : BER (Post Reed Solomon) Drift : Event ID = 380a : Metric ID = 6
 RF Test : Power : Event ID = d007 : Metric ID = 7
 RF Test : High Power Limit : Event ID = 380d : Metric ID = 7
 RF Test : Low Power Limit : Event ID = 380e : Metric ID = 7
 RF Test : Power Drift Limit : Event ID = 380f : Metric ID = 7
 RF Test : SNR : Event ID = d008 : Metric ID = 8
 RF Test : SNR Limit : Event ID = 3810 : Metric ID = 8
 RF Test : SNR Drift Limit : Event ID = 3811 : Metric ID = 8
 RF Test : CNR : Event ID = d009 : Metric ID = 9
 RF Test : CNR Limit : Event ID = 3812 : Metric ID = 9
 RF Test : CNR Drift Limit : Event ID = 3813 : Metric ID = 9
 RF Test : Carrier Offset : Event ID = d00a : Metric ID = 10
 RF Test : Carrier Offset Limit : Event ID = 3814 : Metric ID = 10
 RF Test : Carrier Offset Drift Limit : Event ID = 3815 : Metric ID = 10
 RF Test : Corrupt Packet : Event ID = d00b : Metric ID = 12
 RF Test : Errored Packet Limit Error : Event ID = 3850 : Metric ID = 12
 RF Test : Dropped Packet : Event ID = d00c : Metric ID = 13
 RF Test : Dropped Packet Limit Error : Event ID = 3852 : Metric ID = 13
 RF Test : PIT Time : Event ID = d00d : Metric ID = 14
 RF Test : Packet Interval Time Limit Error : Event ID=3854:Metric ID=14
 RF Test : Out of Order Packet : Event ID = d00e : Metric ID = 15
 RF Test : Out of Order Packet Limit Error : Event ID=3856 : Metric ID=15
 RF Test : Dropped Packet Limit Error : Event ID = 3852 : Metric ID = 13
 RF Test : Out of Order Packet Limit Error : Event ID = 3856 : Metric ID=15
 PID Group Occupancy : Event ID = 2005
 PID group occupancy error : Event ID = 2003
 PID Bit Rate Variability : Event ID = 2010
 PID Test : PID Bit Rate Variability : Event ID = 2011
 Discontinuity : Event ID = 3131
 PID Test : Discontinuity : Event ID = 3133
 Transport Stream Occupancy : Event ID = 3600
 Service Log Overflow : Event ID = 5200
 Program Information : Event ID = c001

PTS/DTS Syntax Error : Event ID = 3054
Any Template Error : Event ID = 6fff
Template Header Error : Event ID = 6000
Template TransportStreamId error : Event ID = 6010
Template NetworkId error : Event ID = 6020
Template OriginalNetworkId error : Event ID = 6030
Template ServiceNumber error : Event ID = 6040
Any Template Service Error : Event ID = 6100
Template PcrPid error : Event ID = 6110
Template ServiceType error : Event ID = 6120
Template ServiceName error : Event ID = 6130
Template Service constraint error : Event ID = 6140
Template OtherPidsAllowed error : Event ID = 6150
Any Template PID Error : Event ID = 6200
Template CADescriptorPresent error : Event ID = 6210
Template Pid scrambling error : Event ID = 6220
Template StreamType error : Event ID = 6230
Template Pid constraint error : Event ID = 6240
Any Template Rating Error : Event ID = 6300
Template DVB/ATSC Ratings error : Event ID = 6301
SFN Error : Event ID = 3400
SFN (No MIP) : Event ID = 3401
SFN One MIP per M/F : Event ID = 3410
SFN Repetition : Event ID = 3411
SFN (Invalid MIP) : Event ID = 3403
SFN MIP Length : Event ID = 3412
SFN CRC : Event ID = 3413
SFN MIP Coding : Event ID = 3414
SFN Periodicity Consistency : Event ID = 3415
SFN Pointer Consistency : Event ID = 3416
SFN (Timer) : Event ID = 3404

Info Tests

Any warning event : Event ID = C01C
PAT/PMT version change : Event ID = C001
Scheduler/Holdoff manager : Event ID = B010
Recording Complete : Event ID = B100
IP Errored Rate : Event ID = 9003
RTP Out Of Order Rate : Event ID = 9005
RTP Lost Rate : Event ID = 9006
IP Session Dropped : Event ID = 9008
IP packet interarrival time : Event ID = 9007
MPEG Continuity Count Error : Event ID = 9101
MPEG Sync Byte Error : Event ID = 9102
MPEG Sync Loss Error : Event ID = 9103
Polling Channel Change : Event ID = C02A
Polling Channel Change Soon : Event ID = C02C
Polling Channel Change Completed : Event ID = C02D
Polling Stopped : Event ID = C02B
Any DPI/SIT information : Event ID = C01D
DPI/SIT Data : Event ID = C017
DPI/SIT Splice Cancel : Event ID = C018

DPI/SIT Splice : Event ID = C019
 DPI/SIT Program Splice : Event ID = C01A
 DPI/SIT Component Splice : Event ID = C01B
 Any interface card warning : Event ID = C01E
 MER Warning : Event ID = D101
 MER Warning : Event ID = C002
 MER Drift Warning : Event ID = C003
 EVM Warning : Event ID = D102
 EVM Warning : Event ID = C004
 EVM Drift Warning : Event ID = C005
 BER (Pre Reed Solomon) Warning : Event ID = D103
 BER (Pre Reed Solomon) Warning : Event ID = C006
 BER (Pre Reed Solomon) Drift Warning : Event ID = C007
 BER (Pre-Viterbi) Warning : Event ID = D104
 BER (Pre-Viterbi) Warning : Event ID = C008
 BER (Pre-Viterbi) Drift Warning : Event ID = C009
 BER (Post Reed Solomon) Warning : Event ID = D105
 BER (Post Reed Solomon) Warning : Event ID = C00A
 BER (Post Reed Solomon) Drift Warning : Event ID = C00B
 Power Warning : Event ID = D107
 Power High Warning : Event ID = C00E
 Power Low Warning : Event ID = C00F
 Power Drift Warning : Event ID = C010
 SNR Warning : Event ID = D108
 SNR Warning : Event ID = C011
 SNR Drift Warning : Event ID = C012
 CNR Warning : Event ID = D109
 CNR Warning : Event ID = C013
 CNR Drift Warning : Event ID = C014
 Carrier Offset Warning : Event ID = D10A
 Carrier Offset Warning : Event ID = C015
 Carrier Offset Drift Warning : Event ID = C016
 IP Errored Rate Warning : Event ID = C020
 RTP Lost Rate Warning : Event ID = C022
 Packet interarrival time Warning : Event ID = C024
 RTP Out Of Order Rate Warning : Event ID = C026
 ISDBT IIP Partial Reception Flag Set : Event ID = C01F

Event Identity to Test Name

This section provides a cross-reference between event identities and test names. Details of the associated parameters can be found in the Parameter Reference section starting on page 2–135.

4096 (Hex: 0x1000)	Any Box Error	
	Description:	The state of any box error
	Applicable Standards:	MPEG, DVB, ATSC, ISDB, Chinese, DCII
4097 (Hex: 0x1001)	Fan State	
	Description:	The current state of the fan
	Applicable Standards:	MPEG, DVB, ATSC, ISDB, Chinese, DCII
4098 (Hex: 0x1002)	EVID_HARD_DISK	
	Description:	EVID_HARD_DISK
	Applicable Standards:	MPEG, DVB, ATSC, ISDB, Chinese, DCII
4099 (Hex: 0x1003)	EVID_FLOPPY_DISK	
	Description:	EVID_FLOPPY_DISK
	Applicable Standards:	MPEG, DVB, ATSC, ISDB, Chinese, DCII
4100 (Hex: 0x1004)	Temperature	
	Description:	Indicates whether the temperature is within the operating range
	Applicable Standards:	MPEG, DVB, ATSC, ISDB, Chinese, DCII
4101 (Hex: 0x1005)	EVID_DCVOLTAGE test change	
	Description:	EVID_DCVOLTAGE
	Applicable Standards:	MPEG, DVB, ATSC, ISDB, Chinese, DCII
4128 (Hex: 0x1020)	EVID_PLUS_FIVE_VOLTS	
	Description:	EVID_PLUS_FIVE_VOLTS
	Applicable Standards:	MPEG, DVB, ATSC, ISDB, Chinese, DCII

4129 (Hex: 0x1021)	EVID_PLUS_TWELVE_VOLTS Description: Applicable Standards:	EVID_PLUS_TWELVE_VOLTS MPEG, DVB, ATSC, ISDB, Chinese, DCII
4130 (Hex: 0x1022)	EVID_MINUS_FIVE_VOLTS Description: Applicable Standards:	EVID_MINUS_FIVE_VOLTS MPEG, DVB, ATSC, ISDB, Chinese, DCII
4131 (Hex: 0x1023)	EVID_MINUS_TWELVE_VOLTS Description: Applicable Standards:	EVID_MINUS_TWELVE_VOLTS MPEG, DVB, ATSC, ISDB, Chinese, DCII
4144 (Hex: 0x1030)	Local Temperature Description: Applicable Standards:	Local Temperature MPEG, DVB, ATSC, ISDB, Chinese, DCII
4145 (Hex: 0x1031)	Remote Temperature Description: Applicable Standards:	Remote Temperature MPEG, DVB, ATSC, ISDB, Chinese, DCII
4146 (Hex: 0x1032)	System Card Temperature Description: Applicable Standards:	System Card Temperature MPEG, DVB, ATSC, ISDB, Chinese, DCII
4160 (Hex: 0x1040)	Fan 1 Description: Applicable Standards:	The current state of fan 1 test change MPEG, DVB, ATSC, ISDB, Chinese, DCII
4161 (Hex: 0x1041)	Fan 2 Description: Applicable Standards:	The current state of fan 2 MPEG, DVB, ATSC, ISDB, Chinese, DCII
4162 (Hex: 0x1042)	Fan 3 Description: Applicable Standards:	The current state of fan 3 MPEG, DVB, ATSC, ISDB, Chinese, DCII

4163 (Hex: 0x1043)	Fan 4	Description:	The current state of fan 4
		Applicable Standards:	MPEG, DVB, ATSC, ISDB, Chinese, DCII
4164 (Hex: 0x1044)	Fan Monitor	Description:	The current state of the fan monitor
		Applicable Standards:	MPEG, DVB, ATSC, ISDB, Chinese, DCII
4352 (Hex: 0x1100)	EVID_SV_START	Description:	EVID_SV_START
		Applicable Standards:	MPEG, DVB, ATSC, ISDB, Chinese, DCII
4353 (Hex: 0x1101)	EVID_SV_STOP	Description:	EVID_SV_STOP
		Applicable Standards:	MPEG, DVB, ATSC, ISDB, Chinese, DCII
4354 (Hex: 0x1102)	EVID_SV_INIT_FAIL	Description:	EVID_SV_INIT_FAIL
		Applicable Standards:	MPEG, DVB, ATSC, ISDB, Chinese, DCII
4355 (Hex: 0x1103)	EVID_ALARM_RESET	Description:	EVID_ALARM_RESET
		Applicable Standards:	MPEG, DVB, ATSC, ISDB, Chinese, DCII
4356 (Hex: 0x1104)	EVID_EVENT_RESET	Description:	EVID_EVENT_RESET
		Applicable Standards:	MPEG, DVB, ATSC, ISDB, Chinese, DCII
4357 (Hex: 0x1105)	EVID_CLEAR_LOG	Description:	EVID_CLEAR_LOG
		Applicable Standards:	MPEG, DVB, ATSC, ISDB, Chinese, DCII
4608 (Hex: 0x1200)	EVID_SV_DEBUG	Description:	EVID_SV_DEBUG
		Applicable Standards:	MPEG, DVB, ATSC, ISDB, Chinese, DCII

4609 (Hex: 0x1201)	I2C	Description:	I2C communications state
		Applicable Standards:	MPEG, DVB, ATSC, ISDB, Chinese, DCII
4610 (Hex: 0x1202)	Battery	Description:	Battery state
		Applicable Standards:	MPEG, DVB, ATSC, ISDB, Chinese, DCII
4611 (Hex: 0x1203)	EVID_BOX_CONFIG	Description:	EVID_BOX_CONFIG
		Applicable Standards:	MPEG, DVB, ATSC, ISDB, Chinese, DCII
4612 (Hex: 0x1204)	EVID_INTERFACE_FIRMWARE	Description:	EVID_INTERFACE_FIRMWARE
		Applicable Standards:	MPEG, DVB, ATSC, ISDB, Chinese, DCII
4613 (Hex: 0x1205)	EVID_ASSERTION	Description:	EVID_ASSERTION
		Applicable Standards:	MPEG, DVB, ATSC, ISDB, Chinese, DCII
4614 (Hex: 0x1206)	Real Time Clock	Description:	The current state of the RTC
		Applicable Standards:	MPEG, DVB, ATSC, ISDB, Chinese, DCII
4615 (Hex: 0x1207)	EVID_FIRMWARE_UPLOAD	Description:	EVID_FIRMWARE_UPLOAD
		Applicable Standards:	MPEG, DVB, ATSC, ISDB, Chinese, DCII
4616 (Hex: 0x1208)	EVID_NETWORK	Description:	EVID_NETWORK
		Applicable Standards:	MPEG, DVB, ATSC, ISDB, Chinese, DCII
4617 (Hex: 0x1209)	EVID_LOGIC	Description:	EVID_LOGIC
		Applicable Standards:	MPEG, DVB, ATSC, ISDB, Chinese, DCII

4624 (Hex: 0x1210)	EVID_MISC_HARDWARE Description: Applicable Standards:	EVID_MISC_HARDWARE MPEG, DVB, ATSC, ISDB, Chinese, DCII
4625 (Hex: 0x1211)	LTC Clock Description: Applicable Standards:	Longitudinal Time Clock MPEG, DVB, ATSC, ISDB, Chinese, DCII
4626 (Hex: 0x1212)	Network Clock Description: Applicable Standards:	Simple Network Time Protocol Clock MPEG, DVB, ATSC, ISDB, Chinese, DCII
4627 (Hex: 0x1213)	Time Source Description: Applicable Standards:	Time Source state MPEG, DVB, ATSC, ISDB, Chinese, DCII
4628 (Hex: 0x1214)	Front Panel Description: Applicable Standards:	Front Panel state MPEG, DVB, ATSC, ISDB, Chinese, DCII
4629 (Hex: 0x1215)	EVID_FRONT_PANEL_ITEM Description: Applicable Standards:	EVID_FRONT_PANEL_ITEM MPEG, DVB, ATSC, ISDB, Chinese, DCII
4630 (Hex: 0x1216)	System Card Description: Applicable Standards:	System Card state MPEG, DVB, ATSC, ISDB, Chinese, DCII
4631 (Hex: 0x1217)	EVID_BOX_TIME_SET Description: Applicable Standards:	EVID_BOX_TIME_SET MPEG, DVB, ATSC, ISDB, Chinese, DCII

8192 (Hex: 0x2000)	Any Stream Error	
	Description:	The state of any event on this stream
	Applicable Standards:	DVB, ISDB
	Associated Parameter(s)	
	PP1	PID bit rate limit and missing test integration count
	PS10	PAT/PMT obsolescence count
	PS255	Partial Reception PMT PID #0
	PS256	Partial Reception PMT PID #1
	PS257	Partial Reception PMT PID #2
	PS258	Partial Reception PMT PID #3
	PS259	Partial Reception PMT PID #4
	PS260	Partial Reception PMT PID #5
	PS261	Partial Reception PMT PID #6
	PS262	Partial Reception PMT PID #7
	PS284	Process DSMCC
	PS4	PID bit rate bin duration (bit rate is over 10 bins)
	PS57	PID reference transition time
	PS6	PID bit rate bin count for service log
8193 (Hex: 0x2001)	PID Occupancy	
	Description:	PID occupancy exceeds limits
	Applicable Standards:	MPEG, DVB, ATSC, ISDB, Chinese, DCII
	Associated Parameter(s)	
	PP6	Minimum PID bit rate
	PP7	Minimum PID bit rate
8194 (Hex: 0x2002)	Program Occupancy	
	Description:	Program occupancy exceeds limits
	Applicable Standards:	MPEG, DVB, ATSC, ISDB, Chinese, DCII
8195 (Hex: 0x2003)	EVID_PIDGROUP_OCC_LIM	
	Description:	PID Group occupancy exceeds limits
	Applicable Standards:	MPEG, DVB, ATSC, ISDB, Chinese, DCII

8196 (Hex: 0x2004)	PID Occupancy	
	Description:	PID Occupancy
	Applicable Standards:	MPEG, DVB, ATSC, ISDB, Chinese, DCII
	Associated Parameter(s)	
	PP6	Minimum PID bit rate
	PP7	Minimum PID bit rate
8197 (Hex: 0x2005)	PID Group Occupancy	
	Description:	The bit rate of this PID Group exceeds the set limits.
	Applicable Standards:	MPEG, DVB, ATSC, ISDB, Chinese, DCII
8208 (Hex: 0x2010)	PID Bit Rate Variability	
	Description:	PID bit rate variability exceeds limits
	Applicable Standards:	MPEG, DVB, ATSC, ISDB, Chinese, DCII
	Associated Parameter(s)	
	PP8	PID bit rate variability integration count
	PP9	PID bit rate variability fraction
	PS5	PID bit rate bin count for variability
8209 (Hex: 0x2011)	PID Bit Rate Variability	
	Description:	PID Bit Rate Variability
	Applicable Standards:	MPEG, DVB, ATSC, ISDB, Chinese, DCII
	Associated Parameter(s)	
	PP8	PID bit rate variability integration count
	PP9	PID bit rate variability fraction
12305 (Hex: 0x3011)	1.1 Sync Loss	
	Description:	Sync (DVB test 1.1)
	Applicable Standards:	MPEG, DVB, ATSC, ISDB, Chinese, DCII
12306 (Hex: 0x3012)	1.2 Sync Byte	
	Description:	Sync Byte (DVB test 1.2)
	Applicable Standards:	MPEG, DVB, ATSC, ISDB, Chinese, DCII
12308 (Hex: 0x3014)	1.4 Continuity	
	Description:	Continuity Error (DVB test 1.4)
	Applicable Standards:	MPEG, DVB, ATSC, ISDB, Chinese, DCII

12310 (Hex: 0x3016)	1.6 PID Description: Applicable Standards: Associated Parameter(s) PP16	Pid (DVB test 1.6) MPEG, DVB, ATSC, ISDB, Chinese, DCII Minimum bit rate permitted for this PID
12311 (Hex: 0x3017)	1.6 PID Description: Applicable Standards: Associated Parameter(s) PP16	1.6 PID MPEG, DVB, ATSC, ISDB, Chinese, DCII Minimum bit rate permitted for this PID
12312 (Hex: 0x3018)	1.3a PAT Description: Applicable Standards: Associated Parameter(s) PS8	PAT Table (DVB test 1.3) MPEG, DVB, ATSC, ISDB, Chinese, DCII PAT section max repetition interval
12313 (Hex: 0x3019)	1.5a PMT Description: Applicable Standards: Associated Parameter(s) PS263 PS7 PS9	PMT (DVB test 1.5) MPEG, DVB, ATSC, ISDB, Chinese, DCII Partial Reception PMT section maximum repetition interval Repetition interval history length PMT section max repetition interval
12321 (Hex: 0x3021)	2.1 Transport Description: Applicable Standards:	Transport (DVB test 2.1) MPEG, DVB, ATSC, ISDB, Chinese, DCII
12322 (Hex: 0x3022)	2.2 CRC Description: Applicable Standards:	CRC (DVB test 2.2) MPEG, DVB, ATSC, ISDB, Chinese, DCII

12324 (Hex: 0x3024)	2.4 PCR Accuracy	
	Description:	PCR Accuracy (DVB test 2.4)
	Applicable Standards:	MPEG, DVB, ATSC, ISDB, Chinese, DCII
	Associated Parameter(s)	
	PP20	VSF Max PCR accuracy error
	PP30	PSK Maximum PCR accuracy error
	PP4	Max PCR accuracy error
	PP40	QAM Max PCR accuracy error
	PP50	COFDM Max PCR accuracy error
	PP60	IP Max PCR accuracy error
	PS11	PCR accuracy/jitter history length
	PS180	PCR nominal bitrate (0 for use average)
	PS181	PCR_OJ/AC high-pass filter cutoff (0 for same as DR/FO filter cutoff)
12325 (Hex: 0x3025)	2.5 PTS	
	Description:	PTS (DVB test 2.5)
	Applicable Standards:	MPEG, DVB, ATSC, ISDB, Chinese, DCII
	Associated Parameter(s)	
	PP5	Maximum PTS repetition interval
	PS103	PTS arrival history length
12326 (Hex: 0x3026)	2.6 CAT	
	Description:	CAT (DVB test 2.6)
	Applicable Standards:	MPEG, DVB, ATSC, ISDB, Chinese, DCII
	Associated Parameter(s)	
	PS13	CAT present timer
	PS61	CAT obsolescence count

12328 (Hex: 0x3028) 2.4 PCR Accuracy

Description: 2.4 PCR Accuracy
Applicable Standards: MPEG, DVB, ATSC, ISDB, Chinese, DCII
Associated Parameter(s)

PP20	VSF Max PCR accuracy error
PP30	PSK Maximum PCR accuracy error
PP4	Max PCR accuracy error
PP40	QAM Max PCR accuracy error
PP50	COFDM Max PCR accuracy error
PP60	IP Max PCR accuracy error

12338 (Hex: 0x3032) 3.2 SI Repetition

Description: SI Repetition (DVB test 3.2)
Applicable Standards: MPEG, DVB ISDB, Chinese, DCII
Associated Parameter(s)

PS105	CAT maximum subtable repetition interval
PS14	NIT actual network min section repetition interval
PS15	NIT actual network maximum repetition interval
PS17	NIT other network min section repetition interval
PS179	SDT actual max subtable repetition interval
PS18	NIT other network max repetition interval
PS20	SDT actual minimum section repetition interval
PS21	SDT actual maximum repetition interval
PS23	SDT other min section repetition interval
PS24	SDT other max repetition interval
PS26	EIT actual PF minimum section repetition interval
PS27	EIT actual PF maximum repetition interval
PS29	EIT other PF minimum section repetition interval
PS30	EIT other PF maximum repetition interval
PS31	EIT other PF obsolescence count
PS32	EIT actual schedule minimum section repetition interval
PS33	EIT actual schedule maximum repetition interval
PS35	EIT other schedule min section repetition interval
PS36	EIT other schedule max repetition interval
PS39	TDT min section repetition interval
PS40	TDT max repetition interval
PS41	TOT min repetition interval

PS42	TOT max repetition interval
PS43	BAT min section repetition interval
PS44	BAT max repetition interval
PS45	BAT obsolescence count
PS52	ETT max repetition interval
PS53	ETT obsolescence count
PS62	TSDT max repetition interval
PS63	TSDT obsolescence count
PS68	PCAT obsolescence count
PS69	PCAT max repetition interval
PS7	Repetition interval history length
PS8	PAT section max repetition interval
PS80	LIT obsolescence count
PS81	LIT max repetition interval
PS82	ERT obsolescence count
PS83	ERT max repetition interval
PS84	ITT obsolescence count
PS85	ITT max repetition interval

12343 (Hex: 0x3037)	3.7 RST
Description:	RST Error (DVB test 3.7)
Applicable Standards:	DVB, Chinese
Associated Parameter(s)	
PS38	RST min section repetition interval

12344 (Hex: 0x3038)	3.8 TDT
Description:	TDT Error (DVB test 3.8)
Applicable Standards:	DVB, Chinese
Associated Parameter(s)	
PS39	TDT min section repetition interval
PS40	TDT max repetition interval

12345 (Hex: 0x3039)	Prog Occupancy
Description:	Indicates Program occupancy exceeds limits
Applicable Standards:	MPEG, DVB, ATSC, ISDB, Chinese, DCII

12346 (Hex: 0x303A)	3.4a Unref PID	
	Description:	PID (other than PMT_PIDs, PIDs with numbers between 0x00 and 0x1F or PIDs user defined as private data streams) not referred to by a PMT or a CAT within 0,5 s
	Applicable Standards:	MPEG, DVB, ISDB, Chinese, DCII
12347 (Hex: 0x303B)	3.4a Unref PID	
	Description:	Unreferenced PID (DVB test 3.4)
	Applicable Standards:	MPEG, DVB, ISDB, Chinese, DCII
	Associated Parameter(s)	
	PS57	PID reference transition time
12352 (Hex: 0x3040)	PCR Overall Jitter (PCR_OJ)	
	Description:	This test only applies to PIDs that are indicated as PCR_PIDs in a current PMT. Passes the most recent PCR overall jitter PCR_OJ measurement is less than the limit.
	Applicable Standards:	MPEG, DVB, ATSC, ISDB, Chinese, DCII
	Associated Parameter(s)	
	PP11	Max PCR overall jitter
	PP21	VSB Max PCR overall jitter
	PP31	PSK Maximum PCR overall jitter
	PP41	QAM Max PCR overall jitter
	PP51	COFDM Max PCR overall jitter
	PP61	IP Max PCR overall jitter
	PS181	PCR_OJ/AC high-pass filter cutoff (0 for same as DR/FO filter cutoff)

12353 (Hex: 0x3041) PCR Frequency Offset (PCR_FO)

Description: This test only applies to PIDs that are indicated as PCR_PIDs in a current PMT. Passes the most recent PCR frequency offset PCR_FO measurement is less than the limit.

Applicable Standards: MPEG, DVB, ATSC, ISDB, Chinese, DCII

Associated Parameter(s)

PP12	Maximum PCR frequency offset
PP22	VSB Maximum PCR frequency offset
PP32	PSK Maximum PCR frequency offset
PP42	QAM Maximum PCR frequency offset
PP52	COFDM Maximum PCR frequency offset
PP62	IP Maximum PCR frequency offset
PS174	PCR_FO/DR low-pass filter cutoff frequency
PS178	PCR trend graph sample period

12354 (Hex: 0x3042) PCR Drift Rate (PCR_DR)

Description: This test only applies to PIDs which are indicated as PCR_PID in a current PMT. Passes if the average of the most recent PP14 PCR frequency drift rate measurements is less than the limit.

Applicable Standards: MPEG, DVB, ATSC, ISDB, Chinese, DCII

Associated Parameter(s)

PP13	Maximum PCR frequency drift rate
PP14	PCR frequency drift rate integration count
PP23	VSB Maximum PCR frequency drift rate
PP33	PSK Maximum PCR frequency drift rate
PP43	QAM Maximum PCR frequency drift rate
PP53	COFDM Maximum PCR frequency drift rate
PP63	IP Maximum PCR frequency drift rate
PS174	PCR_FO/DR low-pass filter cutoff frequency
PS178	PCR trend graph sample period

12355 (Hex: 0x3043)	<p>PCR Overall Jitter (PCR_OJ)</p> <p>Description:</p> <p>Applicable Standards:</p> <p>Associated Parameter(s)</p> <p>PP11</p> <p>PP21</p> <p>PP31</p> <p>PP41</p> <p>PP51</p> <p>PP61</p>	<p>This test applies only to PIDs that are indicated as PCR_PID in the current PMT.</p> <p>MPEG, DVB, ATSC, ISDB, Chinese, DCII</p> <p>Max PCR overall jitter</p> <p>VSB Max PCR overall jitter</p> <p>PSK Maximum PCR overall jitter</p> <p>QAM Max PCR overall jitter</p> <p>COFDM Max PCR overall jitter</p> <p>IP Max PCR overall jitter</p>
12356 (Hex: 0x3044)	<p>PCR Frequency Offset (PCR_FO)</p> <p>Description:</p> <p>Applicable Standards:</p> <p>Associated Parameter(s)</p> <p>PP12</p> <p>PP22</p> <p>PP32</p> <p>PP42</p> <p>PP52</p> <p>PP62</p>	<p>PCR Frequency Offset (PCR_FO)</p> <p>MPEG, DVB, ATSC, ISDB, Chinese, DCII</p> <p>Maximum PCR frequency offset</p> <p>VSB Maximum PCR frequency offset</p> <p>PSK Maximum PCR frequency offset</p> <p>QAM Maximum PCR frequency offset</p> <p>COFDM Maximum PCR frequency offset</p> <p>IP Maximum PCR frequency offset</p>
12357 (Hex: 0x3045)	<p>PCR Drift Rate (PCR_DR)</p> <p>Description:</p> <p>Applicable Standards:</p> <p>Associated Parameter(s)</p> <p>PP13</p> <p>PP14</p> <p>PP23</p> <p>PP33</p> <p>PP43</p> <p>PP53</p> <p>PP63</p>	<p>This test applies only to PIDs that carry an elementary stream expected to contain PTS values.</p> <p>MPEG, DVB, ATSC, ISDB, Chinese, DCII</p> <p>Maximum PCR frequency drift rate</p> <p>PCR frequency drift rate integration count</p> <p>VSB Maximum PCR frequency drift rate</p> <p>PSK Maximum PCR frequency drift rate</p> <p>QAM Maximum PCR frequency drift rate</p> <p>COFDM Maximum PCR frequency drift rate</p> <p>IP Maximum PCR frequency drift rate</p>

12369 (Hex: 0x3051)	EVID_INDIVID- UAL_DVBEIT_PF_PRESENCE	Description: Applicable Standards:	Ind No EIT actual table was found for a Near VOD program DVB, ISDB, Chinese
12370 (Hex: 0x3052)	EIT PF Presence Error	Description: Applicable Standards:	DVB EIT P/F Presence Consistency DVB, ISDB, Chinese
12371 (Hex: 0x3053)	TS Availability	Description: Applicable Standards: Associated Parameter(s)	Transport Stream Availability Error MPEG, DVB, ATSC, ISDB, Chinese, DCII PS59 Min stream bit rate for processing
12372 (Hex: 0x3054)	PTS/DTS Syntax Error	Description: Applicable Standards:	PTS/DTS Syntax Error MPEG, DVB, ATSC, ISDB, Chinese, DCII
12544 (Hex: 0x3100)	1.3 PAT (Timer)	Description: Applicable Standards:	PAT Error Timer MPEG, DVB, ATSC, ISDB, Chinese, DCII
12545 (Hex: 0x3101)	1.3 PAT (Table ID)	Description: Applicable Standards:	PAT Error Table Id MPEG, DVB, ATSC, ISDB, Chinese, DCII
12546 (Hex: 0x3102)	1.3 PAT (Scrambling)	Description: Applicable Standards:	PAT Error Scrambling MPEG, DVB, ATSC, ISDB, Chinese, DCII
12547 (Hex: 0x3103)	1.5 PMT (Timer)	Description: Applicable Standards:	PAT Error Timer MPEG, DVB, ATSC, ISDB, Chinese, DCII

12548 (Hex: 0x3104)	1.5 PMT (Scrambling)	Description:	PMT Error Scrambling
		Applicable Standards:	MPEG, DVB, ATSC, ISDB, Chinese, DCII
12550 (Hex: 0x3106)	3.5 SDT (Table ID)	Description:	SDT Error Table Id
		Applicable Standards:	DVB, ISDB, Chinese
12551 (Hex: 0x3107)	CAT Table Id	Description:	CAT Error Table Id
		Applicable Standards:	DVB, ISDB, Chinese
12553 (Hex: 0x3109)	3.1 NIT (Table ID)	Description:	NIT Error Table Id
		Applicable Standards:	DVB, ISDB, Chinese
12561 (Hex: 0x3111)	3.6 EIT (Table ID)	Description:	EIT Error Table Id
		Applicable Standards:	DVB, Chinese
12562 (Hex: 0x3112)	TDT Timer	Description:	TDT Error Timer
		Applicable Standards:	DVB, Chinese
12563 (Hex: 0x3113)	3.8 TDT (Table ID)	Description:	TDT Error Table Id
		Applicable Standards:	DVB, Chinese
12564 (Hex: 0x3114)	CAT Scrambling	Description:	CAT Error Scrambling
		Applicable Standards:	MPEG, DVB, ATSC, ISDB, Chinese, DCII
12565 (Hex: 0x3115)	CAT max subtable RI	Description:	PCR Error Timer
		Applicable Standards:	MPEG, DVB, ISDB, Chinese, DCII

12567 (Hex: 0x3117)	2.3a PCR Repetition	Description:	EVID_INDIVIDUAL_PCR_ERR_TIMER
		Applicable Standards:	MPEG, DVB, ATSC, ISDB, Chinese, DCII
		Associated Parameter(s)	
	PP17		Partial Reception PCR max repetition interval
	PP2		PCR max repetition interval
12568 (Hex: 0x3118)	2.3b PCR Discontinuity Indicator	Description:	This test applies only to PIDs that are indicated as PCR_PID in the current PMT.
		Applicable Standards:	MPEG, DVB, ATSC, ISDB, Chinese, DCII
		Associated Parameter(s)	
	PP18		Partial Reception Max PCR discontinuity
	PP3		Max PCR discontinuity
12569 (Hex: 0x3119)	TOT (Table ID)	Description:	TOT Err Table Id
		Applicable Standards:	ISDB
12570 (Hex: 0x311A)	H-EIT (Table ID)	Description:	H-EIT Err Table Id
		Applicable Standards:	ISDB
12571 (Hex: 0x311B)	M-EIT (Table ID)	Description:	M-EIT Err Table Id
		Applicable Standards:	ISDB
12572 (Hex: 0x311C)	L-EIT (Table ID)	Description:	L-EIT Err Table Id
		Applicable Standards:	ISDB
12573 (Hex: 0x311D)	L-SDTT (Table ID)	Description:	SDTT(L) Err Table Id
		Applicable Standards:	ISDB

12574 (Hex: 0x311E)	H-SDTT (Table ID) Description: Applicable Standards:	SDTT(H) Err Table Id ISDB
12575 (Hex: 0x311F)	SIT (Table ID) Description: Applicable Standards:	SIT Err Table Id DVB, ISDB
12576 (Hex: 0x3120)	RST (Table ID) Description: Applicable Standards:	non-RST table on PID 0x0013 DVB, Chinese
12582 (Hex: 0x3126)	DIT (Table ID) Description: Applicable Standards:	DIT Err Table Id DVB, ISDB
12583 (Hex: 0x3127)	H-EIT Description: Applicable Standards: Associated Parameter(s)	Collection event for all H-EIT errors ISDB PS26 PS27 PS28
12584 (Hex: 0x3128)	M-EIT Description: Applicable Standards: Associated Parameter(s)	Collection event for all M-EIT errors ISDB PS113 PS115 PS51

12585 (Hex: 0x3129)	L-EIT	Description:	Collection event for all L-EIT errors
		Applicable Standards:	ISDB
		Associated Parameter(s)	
	PS114		L-EIT max repetition interval
	PS116		L-EIT minimum section repetition interval
	PS51		EIT obsolescence count
12586 (Hex: 0x312A)	H-SDTT	Description:	Collection event for all SDTT(H) errors
		Applicable Standards:	ISDB
		Associated Parameter(s)	
	PS169		SDTT(H) max repetition interval
	PS170		SDTT(H) min section repetition interval
	PS70		SDTT obsolescence count
12587 (Hex: 0x312B)	L-SDTT	Description:	Collection event for all SDTT(H) errors
		Applicable Standards:	ISDB
		Associated Parameter(s)	
	PS171		SDTT(L) max repetition interval
	PS172		SDTT(L) min section repetition interval
	PS70		SDTT obsolescence count
12588 (Hex: 0x312C)	DIT	Description:	Collection event for all DIT errors
		Applicable Standards:	ISDB
12589 (Hex: 0x312D)	SIT	Description:	Collection event for all SIT errors
		Applicable Standards:	ISDB
12593 (Hex: 0x3131)	Discontinuity	Description:	The discontinuity_indicator must not be set to '1' in three consecutive transport stream packets of that same PID.
		Applicable Standards:	MPEG, DVB, ATSC, ISDB, Chinese, DCII

12594 (Hex: 0x3132)	1.4 Continuity	
	Description:	1.4 Continuity
	Applicable Standards:	MPEG, DVB, ATSC, ISDB, Chinese, DCII
12595 (Hex: 0x3133)	Discontinuity	
	Description:	Discontinuity
	Applicable Standards:	MPEG, DVB, ATSC, ISDB, Chinese, DCII
12596 (Hex: 0x3134)	TOT	
	Description:	Collection event for all TOT errors
	Applicable Standards:	ISDB
12608 (Hex: 0x3140)	3.1a NIT Actual	
	Description:	Section with table_id other than 0x40 or 0x41 or 0x72 (i. e. not an NIT or ST) found on PID 0x0010. No section with table_id 0x40 (i.e. an NIT_actual) in PID value 0x0010 for more than 10s. Any two sections with table_id = 0x40 (NIT_actual) occur on PID 0x0010 within a specified value (25ms or lower).
	Applicable Standards:	DVB, ISDB, Chinese
	Associated Parameter(s)	
	PS14	NIT actual network min section repetition interval
	PS15	NIT actual network maximum repetition interval
	PS16	NIT actual network obsolescence count
12610 (Hex: 0x3142)	3.5a SDT Actual	
	Description:	Sections with table_id = 0x42 (SDT, actual TS) not present on PID 0x0011 for more than 2s. Sections with table_ids other than 0x42, 0x46, 0x4A or 0x72 found on PID 0x0011. Any two sections with table_id = 0x42 (SDT_actual) occur on PID 0x0011 within a specified value (25ms or lower).
	Applicable Standards:	DVB, ISDB, Chinese
	Associated Parameter(s)	
	PS20	SDT actual minimum section repetition interval
	PS21	SDT actual maximum repetition interval
	PS22	SDT actual obsolescence count

12611 (Hex: 0x3143)	3.6a EIT Actual	<p>Description: Section '0' with table_id = 0x4E (EIT-P, actual transport stream) not present on PID 0x0012 for more than 2s. Section '1' with table_id = 0x4E (EIT-F, actual transport stream) not present on PID 0x0012 for more than 2s. Sections with table_ids other than in the range 0x4E - 0x6F or 0x72 found on PID 0x0012. Any two sections with table_id = 0x4E (EIT-P/F, actual transport stream) occur on PID 0x0012 within a specified value (25ms or lower).</p> <p>Applicable Standards: DVB, Chinese</p> <p>Associated Parameter(s)</p> <p>PS26 EIT actual PF minimum section repetition interval</p> <p>PS27 EIT actual PF maximum repetition interval</p> <p>PS28 EIT actual PF obsolescence count</p> <p>PS32 EIT actual schedule minimum section repetition interval</p> <p>PS33 EIT actual schedule maximum repetition interval</p> <p>PS34 EIT actual schedule obsolescence count</p>
12612 (Hex: 0x3144)	3.6b EIT Other	<p>Description: Interval between sections '0' with table_id = 0x4F (EIT-P, other transport stream) on PID 0x0012 longer than a specified value (10s or higher). Interval between sections '1' with table_id = 0x4F (EIT-F, other transport stream) on PID 0x0012 longer than a specified value (10s or higher).</p> <p>Applicable Standards: DVB, ISDB, Chinese</p> <p>Associated Parameter(s)</p> <p>PS29 EIT other PF minimum section repetition interval</p> <p>PS30 EIT other PF maximum repetition interval</p> <p>PS31 EIT other PF obsolescence count</p> <p>PS35 EIT other schedule min section repetition interval</p> <p>PS36 EIT other schedule max repetition interval</p> <p>PS37 EIT other schedule obsolescence count</p>
12624 (Hex: 0x3150)	2.3a PCR Repetition	<p>Description: PCR Error Timer</p> <p>Applicable Standards: MPEG, DVB, ATSC, ISDB, Chinese, DCII</p> <p>Associated Parameter(s)</p> <p>PP17 Partial Reception PCR max repetition interval</p> <p>PP2 PCR max repetition interval</p>

12625 (Hex: 0x3151)	2.3b PCR Discontinuity Indicator	<p>Description: The difference between two consecutive PCR values (PCR_i + 1 – PCR_i) is outside the range of 0ms to 100 ms without the discontinuity_ indicator set.</p> <p>Applicable Standards: MPEG, DVB, ATSC, ISDB, Chinese, DCII</p> <p>Associated Parameter(s)</p> <p>PP18 Partial Reception Max PCR discontinuity</p> <p>PP3 Max PCR discontinuity</p>
12640 (Hex: 0x3160)	1.5 PMT (Timer)	<p>Description: Ind PMT Error Timer</p> <p>Applicable Standards: MPEG, DVB, ATSC, ISDB, Chinese, DCII</p>
12801 (Hex: 0x3201)	A/65 MGT	<p>Description: A/65 MGT Error</p> <p>Applicable Standards: ATSC</p> <p>Associated Parameter(s)</p> <p>PS288 EAS max section repetition interval</p> <p>PS289 EAS obsolescence count</p> <p>PS47 MGT max section repetition interval</p> <p>PS64 MGT obsolescence count</p>
12802 (Hex: 0x3202)	A/65 STT	<p>Description: A/65 STT Error</p> <p>Applicable Standards: ATSC</p> <p>Associated Parameter(s)</p> <p>PS46 STT max section repetition interval</p>
12803 (Hex: 0x3203)	A/65 RRT	<p>Description: A/65 RRT Error</p> <p>Applicable Standards: ATSC</p> <p>Associated Parameter(s)</p> <p>PS49 RRT max section repetition interval</p> <p>PS66 RRT obsolescence count</p>

12804 (Hex: 0x3204)	A/65 EIT	Description:	A/65 EIT Error
		Applicable Standards:	ATSC
		Associated Parameter(s)	
	PS167		EIT 1 max repetition interval
	PS168		EIT 2/3 max repetition interval
	PS50		EIT 0 max repetition interval
	PS51		EIT obsolescence count
12805 (Hex: 0x3205)	A/65 VCT	Description:	A/65 VCT Error
		Applicable Standards:	ATSC
		Associated Parameter(s)	
	PS48		VCT max subtable repetition interval
	PS65		VCT obsolescence count
	PS91		VCT max section repetition interval
12806 (Hex: 0x3206)	A/65 ETT	Description:	ETT Error
		Applicable Standards:	ATSC
12808 (Hex: 0x3208)	A/65 Base PID	Description:	A/65 Base Pid Error
		Applicable Standards:	ATSC
12816 (Hex: 0x3210)	A/65 VCT (Timer)	Description:	VCT Timer Error
		Applicable Standards:	ATSC
12817 (Hex: 0x3211)	A/65 MGT (Timer)	Description:	MGT Timer Error
		Applicable Standards:	ATSC
12818 (Hex: 0x3212)	A/65 STT (Timer)	Description:	STT Timer Error
		Applicable Standards:	ATSC

12819 (Hex: 0x3213)	A/65 RRT (Timer)	Description: Applicable Standards:	RRT Timer Error ATSC
12848 (Hex: 0x3230)	MGT/EIT-k presence	Description: Applicable Standards:	Passes if the current version of the MGT contains entries for table_types EIT-0, EIT-1, EIT-2 and EIT-3 or if the MGT contains no table_type entry for TVCT. ATSC
13088 (Hex: 0x3320)	A/53 Prog P'digm	Description: Applicable Standards:	A/53 Program Paradigm ATSC
13104 (Hex: 0x3330)	PAT/PMT Consistency	Description: Applicable Standards:	Passes if, for all programs listed in the PAT, there is a PMT on the correct program_map_PID whose program_number matches that in the PAT. MPEG, DVB, ATSC, ISDB, Chinese, DCII
13105 (Hex: 0x3331)	PAT/SDT Consistency	Description: Applicable Standards:	Passes if, for all programs listed in the PAT, there is an entry in the SDT actual_transport_stream subtable whose service_id matches the program_number in the PAT and whose transport_stream_id matches the PAT. DVB, Chinese
13106 (Hex: 0x3332)	PAT/VCT consistency	Description: Applicable Standards:	Passes if, for all programs listed in the PAT, there is an entry in the VCT whose program_number matches that in the PAT and whose channel_TSID matches the PAT. ATSC
13107 (Hex: 0x3333)	3.6c EIT PF	Description: Applicable Standards:	If either section ('0' or '1') of each EIT P/F subtable is present both must exist. Otherwise EIT_PF_error should be indicated. DVB, ISDB, Chinese

13312 (Hex: 0x3400)	SFN Error	
	Description:	SFN Error
	Applicable Standards:	DVB, Chinese
	Associated Parameter(s)	
	PS54	MIP max repetition interval
	PS55	MIP synch time stamp jitter limit
13313 (Hex: 0x3401)	SFN (No MIP)	
	Description:	No SFN Mip
	Applicable Standards:	DVB, Chinese
13315 (Hex: 0x3403)	SFN (Invalid MIP)	
	Description:	Invalid SFN Mip
	Applicable Standards:	DVB, Chinese
13316 (Hex: 0x3404)	SFN (Timer)	
	Description:	Error in SFN Timer
	Applicable Standards:	DVB, Chinese
13328 (Hex: 0x3410)	SFN One MIP per M/F	
	Description:	One SFN MIP allowed per mega-frame
	Applicable Standards:	DVB, Chinese
13329 (Hex: 0x3411)	SFN Repetition	
	Description:	SFN MIP packets are turning up too slowly
	Applicable Standards:	DVB, Chinese
13330 (Hex: 0x3412)	SFN MIP Length	
	Description:	SFN MIP decode syntax check - length error
	Applicable Standards:	DVB, Chinese
13331 (Hex: 0x3413)	SFN CRC	
	Description:	SFN MIP decode syntax check - crc error
	Applicable Standards:	DVB, Chinese

13332 (Hex: 0x3414)	SFN MIP Coding	Description:	SFN MIP decode syntax check - invalid coding
		Applicable Standards:	DVB, Chinese
13333 (Hex: 0x3415)	SFN Periodicity Consistency	Description:	SFN MIP decode syntax check - inconsistent periodicity
		Applicable Standards:	DVB, Chinese
13334 (Hex: 0x3416)	SFN Pointer Consistency	Description:	SFN MIP decode syntax check - inconsistent pointer
		Applicable Standards:	DVB, Chinese
13568 (Hex: 0x3500)	PAT Syntax	Description:	Syntax Error decoding PAT table
		Applicable Standards:	MPEG, DVB, ATSC, ISDB, Chinese, DCII
13569 (Hex: 0x3501)	PMT Syntax	Description:	Syntax Error decoding PMT table
		Applicable Standards:	MPEG, DVB, ATSC, ISDB, Chinese, DCII
13570 (Hex: 0x3502)	CAT Syntax	Description:	Syntax Error decoding CAT table
		Applicable Standards:	MPEG, DVB, ATSC, ISDB, Chinese, DCII
13571 (Hex: 0x3503)	NIT Syntax	Description:	Syntax error in any NIT table
		Applicable Standards:	DVB, ISDB, Chinese
13572 (Hex: 0x3504)	BAT Syntax	Description:	Syntax error in BAT table
		Applicable Standards:	DVB, Chinese
13573 (Hex: 0x3505)	SDT Syntax	Description:	Syntax error in any SDT table
		Applicable Standards:	DVB, ISDB, Chinese

13574 (Hex: 0x3506)	EIT Syntax	
	Description:	Syntax error in any EIT table
	Applicable Standards:	DVB, ISDB, Chinese
13575 (Hex: 0x3507)	TDT Syntax	
	Description:	Syntax error in TDT table
	Applicable Standards:	DVB, Chinese
13576 (Hex: 0x3508)	TOT Syntax	
	Description:	Syntax error in TOT table
	Applicable Standards:	DVB, ISDB, Chinese
13577 (Hex: 0x3509)	RST Syntax	
	Description:	Syntax error in RST table
	Applicable Standards:	DVB, Chinese
13578 (Hex: 0x350A)	MGT Syntax	
	Description:	Syntax error in MGT table
	Applicable Standards:	ATSC
13579 (Hex: 0x350B)	RRT Syntax	
	Description:	Syntax error in RRT table
	Applicable Standards:	ATSC
13580 (Hex: 0x350C)	VCT Syntax	
	Description:	Syntax error in VCT table
	Applicable Standards:	ATSC
13581 (Hex: 0x350D)	EIT-k Syntax	
	Description:	Syntax error in ATSC EIT table
	Applicable Standards:	ATSC
13582 (Hex: 0x350E)	STT Syntax	
	Description:	Syntax error in STT table
	Applicable Standards:	ATSC

13583 (Hex: 0x350F)	ETT Syntax	
	Description:	Syntax error in ETT table
	Applicable Standards:	ATSC
13584 (Hex: 0x3510)	DCCT Syntax	
	Description:	Syntax error in DCCT table
	Applicable Standards:	ATSC
13585 (Hex: 0x3511)	DCCSCT Syntax	
	Description:	Syntax error in DCCSCT table
	Applicable Standards:	ATSC
13587 (Hex: 0x3513)	PIM Syntax	
	Description:	Syntax error in PIM message
	Applicable Standards:	DCII
13588 (Hex: 0x3514)	PNM Syntax	
	Description:	Syntax error in PNM message
	Applicable Standards:	DCII
13589 (Hex: 0x3515)	NIM Syntax	
	Description:	Syntax error in NIM message
	Applicable Standards:	DCII
13590 (Hex: 0x3516)	NTM Syntax	
	Description:	Syntax error in NTM message
	Applicable Standards:	DCII
13591 (Hex: 0x3517)	VCM Syntax	
	Description:	Syntax error in VCM message
	Applicable Standards:	DCII
13592 (Hex: 0x3518)	STM Syntax	
	Description:	Syntax error in STM message
	Applicable Standards:	DCII

13593 (Hex: 0x3519)	H-EIT Syntax Description: Applicable Standards:	H-EIT Syntax ISDB
13594 (Hex: 0x351A)	M-EIT Syntax Description: Applicable Standards:	M-EIT Syntax ISDB
13595 (Hex: 0x351B)	L-EIT Syntax Description: Applicable Standards:	L-EIT Syntax ISDB
13596 (Hex: 0x351C)	H-EIT Basic Schedule Syntax Description: Applicable Standards:	H-EIT Basic Schedule Syntax ISDB
13597 (Hex: 0x351D)	H-EIT Extended Schedule Syntax Description: Applicable Standards:	H-EIT Extended Schedule Syntax ISDB
13598 (Hex: 0x351E)	SIT Syntax Description: Applicable Standards:	SIT Syntax DVB, Chinese
13599 (Hex: 0x351F)	DIT Syntax Description: Applicable Standards:	DIT Syntax DVB, Chinese
13600 (Hex: 0x3520)	Any Table Syntax Description: Applicable Standards: Associated Parameter(s)	 A long list of checks on the reserved bits, lengths, section numbers and indicators of table sections. Depending on the severity of the error, faults may be tolerated or result in the section being discarded. MPEG, DVB, ATSC, ISDB, Chinese, DCII

13824 (Hex: 0x3600)	Transport Stream Occupancy	Description:	Passes if the bit rate of the Transport Stream is within the expected limits.
		Applicable Standards:	MPEG, DVB, ATSC, ISDB, Chinese, DCII
		Associated Parameter(s)	
	PS1		Measurement interval for overall bit rate
	PS2		Minimum overall bit rate
	PS3		Maximum overall bit rate
14083 (Hex: 0x3703)	NIT Actual Min Section Reptn Int	Description:	NIT actual_network minimum section repetition interval
		Applicable Standards:	DVB, ISDB, Chinese
14084 (Hex: 0x3704)	NIT Actual Max Subtable Reptn Int	Description:	NIT actual_network maximum subtable repetition interval
		Applicable Standards:	DVB, ISDB, Chinese
14085 (Hex: 0x3705)	NIT Actual Max Section Reptn Int	Description:	NIT actual_network maximum section repetition interval
		Applicable Standards:	DVB, ISDB, Chinese
14086 (Hex: 0x3706)	NIT Other Min Section Reptn Int	Description:	NIT other_network minimum section repetition interval
		Applicable Standards:	DVB, Chinese
14087 (Hex: 0x3707)	NIT Other Max Subtable Reptn Int	Description:	NIT other_network maximum subtable repetition interval
		Applicable Standards:	DVB, Chinese
14088 (Hex: 0x3708)	3.1b NIT Other	Description:	Interval between sections with the same section_number and table_id = 0x41 (NIT_other) on PID 0x0010 longer than a specified value (10s or higher).
		Applicable Standards:	DVB, ISDB, Chinese
		Associated Parameter(s)	
	PS17		NIT other network min section repetition interval
	PS18		NIT other network max repetition interval
	PS19		NIT other network obsolescence count

14089 (Hex: 0x3709)	SDT Actual Min Section Reptn Int Description: Applicable Standards:	SDT actual_transport_stream minimum section repetition interval DVB, ISDB, Chinese
14090 (Hex: 0x370A)	SDT Actual Max Subtable Reptn Int Description: Applicable Standards: Associated Parameter(s)	SDT actual_transport_stream maximum subtable repetition interval DVB, ISDB, Chinese PS179
14091 (Hex: 0x370B)	SDT Actual Max Section Reptn Int Description: Applicable Standards:	SDT actual_transport_stream maximum section repetition interval DVB, ISDB, Chinese
14092 (Hex: 0x370C)	SDT Other Min Section Reptn Int Description: Applicable Standards:	SDT other_transport_stream minimum section repetition interval DVB, ISDB, Chinese
14093 (Hex: 0x370D)	SDT Other Max Subtable Reptn Int Description: Applicable Standards:	SDT other_transport_stream maximum subtable repetition interval DVB, ISDB, Chinese
14094 (Hex: 0x370E)	3.5b SDT Other Description: Applicable Standards: Associated Parameter(s)	Interval between sections with the same section_number and table_id = 0x46 (SDT, other TS) on PID 0x0011 longer than a specified value (10s or higher). DVB, ISDB, Chinese PS24 PS25
14095 (Hex: 0x370F)	EIT Actual PF Min Sect Reptn Int Description: Applicable Standards:	DVB EIT actual_transport_stream present/following minimum section repetition interval. DVB, ISDB, Chinese

14096 (Hex: 0x3710)	EIT Actual PF Max Subtable Reptn Int	Description: DVB EIT actual_transport_stream present/following maximum subtable repetition interval
	Applicable Standards:	DVB, ISDB, Chinese
	Associated Parameter(s)	
14097 (Hex: 0x3711)	EIT Actual P Max Sect Reptn Int	Description: DVB EIT actual_transport_stream present maximum section repetition interval
	Applicable Standards:	DVB, Chinese
14098 (Hex: 0x3712)	EIT Actual F Max Sect Reptn Int	Description: DVB EIT actual_transport_stream following maximum section repetition interval
	Applicable Standards:	DVB, Chinese
14099 (Hex: 0x3713)	EIT Other PF Min Sect Reptn Int	Description: DVB EIT other_transport_stream present/following minimum section repetition interval
	Applicable Standards:	DVB, ISDB, Chinese
14100 (Hex: 0x3714)	EIT Other PF Max Subtable Reptn Int	Description: DVB EIT other_transport_stream present/following maximum subtable repetition interval
	Applicable Standards:	DVB, ISDB, Chinese
14101 (Hex: 0x3715)	EIT Other P Max Sect Reptn Int	Description: DVB EIT other_transport_stream present maximum section repetition interval
	Applicable Standards:	DVB, ISDB, Chinese
14102 (Hex: 0x3716)	EIT Other F Max Sect Reptn Int	Description: DVB EIT other_transport_stream following maximum section repetition interval
	Applicable Standards:	DVB, ISDB, Chinese

14103 (Hex: 0x3717)	EIT Actual Sched Min Sect Reptn Int	Description: DVB EIT actual_transport_stream schedule minimum section repetition interval
	Applicable Standards:	DVB, ISDB, Chinese
14104 (Hex: 0x3718)	EIT Actual Sched Max Subtable Reptn Int	Description: DVB EIT actual_transport_stream schedule maximum subtable repetition interval
	Applicable Standards:	DVB, ISDB, Chinese
	Associated Parameter(s)	
14105 (Hex: 0x3719)	EIT Other Sched Min Sect Reptn Int	Description: DVB EIT other_transport_stream schedule minimum section repetition interval
	Applicable Standards:	DVB, ISDB, Chinese
14106 (Hex: 0x371A)	EIT Other Sched Max Subtable Reptn Int	Description: DVB EIT other_transport_stream schedule maximum subtable repetition interval
	Applicable Standards:	DVB, ISDB, Chinese
14107 (Hex: 0x371B)	RST Min Sect Reptn Int	Description: RST minimum section repetition interval
	Applicable Standards:	DVB, Chinese
14108 (Hex: 0x371C)	TDT Min Sect Reptn Int	Description: TDT minimum section repetition interval
	Applicable Standards:	DVB, Chinese
14110 (Hex: 0x371E)	TOT Min Sect Reptn Int	Description: TOT minimum section repetition interval
	Applicable Standards:	DVB, ISDB, Chinese
14111 (Hex: 0x371F)	TOT Max Sect Reptn Int	Description: TOT maximum repetition interval
	Applicable Standards:	DVB, ISDB, Chinese

14112 (Hex: 0x3720)	BAT Min Sect Reptn Int	Description: Applicable Standards:	BAT minimum section repetition interval DVB, Chinese
14113 (Hex: 0x3721)	BAT Max Subtable Reptn Int	Description: Applicable Standards: Associated Parameter(s)	BAT maximum subtable repetition interval DVB, Chinese
14119 (Hex: 0x3727)	EIT-0,1,2,3 Max Sect Reptn Int	Description: Applicable Standards:	ATSC EIT-0, EIT-1, EIT-2 and EIT-3 maximum section repetition interval ATSC
14120 (Hex: 0x3728)	2.5 PTS	Description: Applicable Standards: Associated Parameter(s)	2.5 PTS MPEG, DVB, ATSC, ISDB, Chinese, DCII PP5 Maximum PTS repetition interval
14121 (Hex: 0x3729)	EVID_INDIVIDUAL_NIT_ACTUAL_MIN_SECTION_RI	Description: Applicable Standards:	Ind NIT actual_network minimum section repetition interval DVB, ISDB, Chinese
14122 (Hex: 0x372A)	EVID_INDIVIDUAL_NIT_ACTUAL_MAX_SUBTABLE_RI	Description: Applicable Standards:	Ind NIT actual_network maximum subtable repetition interval DVB, ISDB, Chinese
14123 (Hex: 0x372B)	EVID_INDIVIDUAL_NIT_OTHER_MIN_SECTION_RI	Description: Applicable Standards:	Ind NIT other_network minimum section repetition interval DVB, Chinese

14124 (Hex: 0x372C)	EVID_INDIVIDUAL_NIT_OTHER_MAX_SUBTABLE_RI	Description: Applicable Standards:	Ind NIT other_network maximum subtable repetition interval DVB, Chinese
14125 (Hex: 0x372D)	EVID_INDIVIDUAL_NIT_OTHER_MAX_SECTION_RI	Description: Applicable Standards:	Ind NIT other_network maximum section repetition interval DVB, ISDB, Chinese
14126 (Hex: 0x372E)	EVID_INDIVIDUAL_SDT_ACTUAL_MIN_SECTION_RI	Description: Applicable Standards: Associated Parameter(s)	Ind SDT actual_transport_stream minimum section repetition interval DVB, ISDB, Chinese
14127 (Hex: 0x372F)	EVID_INDIVIDUAL_SDT_ACTUAL_MAX_SUBTABLE_RI	Description: Applicable Standards:	Ind SDT actual_transport_stream maximum subtable repetition interval DVB, ISDB, Chinese
14128 (Hex: 0x3730)	EVID_INDIVIDUAL_SDT_OTHER_MIN_SECTION_RI	Description: Applicable Standards:	Ind SDT other_transport_stream minimum section repetition interval DVB, ISDB, Chinese
14129 (Hex: 0x3731)	EVID_INDIVIDUAL_SDT_OTHER_MAX_SUBTABLE_RI	Description: Applicable Standards:	Ind SDT other_transport_stream maximum subtable repetition interval DVB, ISDB, Chinese
14130 (Hex: 0x3732)	EVID_INDIVIDUAL_SDT_OTHER_MAX_SECTION_RI	Description: Applicable Standards:	Ind SDT other_transport_stream maximum section repetition interval DVB, ISDB, Chinese

14131 (Hex: 0x3733)	EVID_INDIVIDUAL_DVBEIT_ACTUAL_PF_MIN_SECTI	Description:	Ind DVB EIT actual_transport_stream present/following minimum section repetition interval
		Applicable Standards:	DVB, ISDB, Chinese
14132 (Hex: 0x3734)	EVID_INDIVIDUAL_DVBEIT_ACTUAL_PF_MAX_SUBT	Description:	Ind DVB EIT actual_transport_stream present/following maximum subtable repetition interval
		Applicable Standards:	DVB, ISDB, Chinese
14133 (Hex: 0x3735)	EVID_INDIVIDUAL_DVBEIT_OTHER_PF_MIN_SECTIO	Description:	Ind DVB EIT other_transport_stream present/following minimum section repetition interval
		Applicable Standards:	DVB, ISDB, Chinese
14134 (Hex: 0x3736)	EVID_INDIVIDUAL_DVBEIT_OTHER_PF_MAX_SUBTA	Description:	Ind DVB EIT other_transport_stream present/following maximum subtable repetition interval
		Applicable Standards:	DVB, ISDB, Chinese
14135 (Hex: 0x3737)	EVID_INDIVIDUAL_DVBEIT_ACTUAL_S_MIN_SECTIO	Description:	Ind DVB EIT actual_transport_stream schedule minimum section repetition interval
		Applicable Standards:	DVB, ISDB, Chinese
14136 (Hex: 0x3738)	EVID_INDIVIDUAL_DVBEIT_ACTUAL_S_MAX_SUBTA	Description:	Ind DVB EIT actual_transport_stream schedule maximum subtable repetition interval
		Applicable Standards:	DVB, ISDB, Chinese
14137 (Hex: 0x3739)	EVID_INDIVIDUAL_DVBEIT_OTHER_S_MIN_SECTION	Description:	Ind DVB EIT other_transport_stream schedule minimum section repetition interval
		Applicable Standards:	DVB, ISDB, Chinese

14138 (Hex: 0x373A)	EVID_INDIVIDUAL_DVBEIT_OTHER_S_MAX_SUBTAB	Description:	Ind DVB EIT other_transport_stream schedule maximum subtable repetition interval
		Applicable Standards:	DVB, ISDB, Chinese
14139 (Hex: 0x373B)	EVID_INDIVIDUAL_RST_MIN_SECTION_RI	Description:	Ind RST minimum section repetition interval
		Applicable Standards:	DVB, Chinese
14140 (Hex: 0x373C)	EVID_INDIVIDUAL_TDT_MIN_SECTION_RI	Description:	Ind TDT minimum section repetition interval
		Applicable Standards:	DVB, Chinese
14141 (Hex: 0x373D)	EVID_INDIVIDUAL_TOT_MIN_SECTION_RI	Description:	Ind TOT minimum section repetition interval
		Applicable Standards:	DVB, ISDB, Chinese
14142 (Hex: 0x373E)	EVID_INDIVIDUAL_BAT_MIN_SECTION_RI	Description:	Ind BAT minimum section repetition interval
		Applicable Standards:	DVB, Chinese
14143 (Hex: 0x373F)	EVID_INDIVIDUAL_BAT_MAX_SUBTABLE_RI	Description:	Ind BAT maximum subtable repetition interval
		Applicable Standards:	DVB, Chinese
14145 (Hex: 0x3741)	EVID_INDIVIDUAL_SDTT_MIN_SECTION_RI	Description:	Ind SDTT minimum section repetition interval
		Applicable Standards:	ISDB

14146 (Hex: 0x3742)	EVID_INDIVID- UAL_SDTT_MAX_SUBTABLE_RI	Description: Applicable Standards:	Ind SDTT maximum subtable repetition interval ISDB
14147 (Hex: 0x3743)	EVID_INDIVIDUAL_BIT_MIN_SECTION_RI	Description: Applicable Standards:	Ind BIT minimum section repetition interval ISDB
14148 (Hex: 0x3744)	EVID_INDIVID- UAL_BIT_MAX_SUBTABLE_RI	Description: Applicable Standards:	Ind BIT maximum subtable repetition interval ISDB
14155 (Hex: 0x374B)	EVID_INDIVID- UAL_VCT_MAX_SUBTABLE_RI	Description: Applicable Standards:	Ind VCT maximum subtable repetition error ATSC
14156 (Hex: 0x374C)	VCT Max Sect Reptn Int	Description: Applicable Standards: Associated Parameter(s)	VCT maximum section repetition error ATSC PS91 VCT max section repetition interval
14157 (Hex: 0x374D)	EVID_INDIVID- UAL_CDT_MAX_SUBTABLE_RI	Description: Applicable Standards:	Ind CDT maximum subtable repetition interval ISDB
14158 (Hex: 0x374E)	EVID_INDIVID- UAL_CDT_MIN_SECTION_RI	Description: Applicable Standards:	Ind CDT minimum section repetition interval ISDB
14161 (Hex: 0x3751)	NIT Actual Missing	Description: Applicable Standards:	NIT Table not detected DVB, Chinese

14162 (Hex: 0x3752)	SDT Actual Missing	
	Description:	SDT Table not detected
	Applicable Standards:	DVB, Chinese
14163 (Hex: 0x3753)	EIT Actual PF Missing	
	Description:	EIT Table not detected
	Applicable Standards:	DVB, Chinese
14164 (Hex: 0x3754)	TDT Missing	
	Description:	TDT Table not detected
	Applicable Standards:	DVB, Chinese
14165 (Hex: 0x3755)	MGT Missing	
	Description:	MGT Table not detected
	Applicable Standards:	ATSC
14166 (Hex: 0x3756)	VCT Missing	
	Description:	VCT Table not detected
	Applicable Standards:	ATSC
14167 (Hex: 0x3757)	RRT Missing	
	Description:	RRT Table not detected
	Applicable Standards:	ATSC
14168 (Hex: 0x3758)	STT Missing	
	Description:	STT Table not detected
	Applicable Standards:	ATSC
14169 (Hex: 0x3759)	EIT-0,1,2,3 Missing	
	Description:	ATSC EIT 0, 1, 2, 3 tables not detected
	Applicable Standards:	ATSC
14172 (Hex: 0x375C)	M-EIT Max Subtable Reptn Int	
	Description:	M-EIT Maximum Subtable repetition interval
	Applicable Standards:	ISDB

14173 (Hex: 0x375D)	M-EIT Min Sect Reptn Int Description: Applicable Standards:	M-EIT Minimum Sect repetition interval ISDB
14174 (Hex: 0x375E)	L-EIT Max Subtable Reptn Int Description: Applicable Standards:	L-EIT Maximum Subtable repetition interval ISDB
14175 (Hex: 0x375F)	L-EIT Min Sect Reptn Int Description: Applicable Standards:	L-EIT Minimum Sect repetition interval ISDB
14176 (Hex: 0x3760)	SDTT Min Sect Reptn Int Description: Applicable Standards:	SDTT minimum section repetition interval ISDB
14177 (Hex: 0x3761)	SDTT Max Subtable Reptn Int Description: Applicable Standards:	SDTT maximum subtable repetition interval ISDB
14178 (Hex: 0x3762)	BIT Min Section Reptn Int Description: Applicable Standards:	BIT minimum section repetition interval ISDB
14179 (Hex: 0x3763)	BIT Max Subtable Reptn Int Description: Applicable Standards:	BIT maximum subtable repetition interval ISDB
14192 (Hex: 0x3770)	SDTT Description: Applicable Standards: Associated Parameter(s)	Collection event for all SDTT errors ISDB
	PS70	SDTT obsolescence count
	PS71	SDTT max repetition interval
	PS86	SDTT min section repetition interval

14193 (Hex: 0x3771)	BIT	Description:	Collection event for all BIT errors
		Applicable Standards:	ISDB
		Associated Parameter(s)	
	PS72		BIT obsolescence count
	PS73		BIT max subtable repetition interval
	PS87		BIT min section repetition interval
14197 (Hex: 0x3775)	CDT Min Sect Reptn Int	Description:	CDT minimum section repetition interval
		Applicable Standards:	ISDB
14198 (Hex: 0x3776)	CDT Max Subtable Reptn Int	Description:	CDT maximum subtable repetition interval
		Applicable Standards:	ISDB
14199 (Hex: 0x3777)	CDT	Description:	Collection event for all CDT errors
		Applicable Standards:	ISDB
		Associated Parameter(s)	
	PS94		CDT obsolescence count
	PS95		CDT max subtable repetition interval
	PS96		CDT min section repetition interval
14208 (Hex: 0x3780)	SDTT (Table ID)	Description:	SDTT Err Table Id
		Applicable Standards:	ISDB
14209 (Hex: 0x3781)	BIT (Table ID)	Description:	BIT Err Table Id
		Applicable Standards:	ISDB
14225 (Hex: 0x3791)	SDTT Syntax	Description:	Syntax error in SDTT table
		Applicable Standards:	ISDB

14226 (Hex: 0x3792)	BIT Syntax	
	Description:	Syntax error in BIT table
	Applicable Standards:	ISDB
14233 (Hex: 0x3799)	CDT Syntax	
	Description:	Syntax error in CDT table
	Applicable Standards:	ISDB
14234 (Hex: 0x379A)	ISDBT Guard Interval Consistency	
	Description:	ISDBT Guard Interval Consistency
	Applicable Standards:	ISDB
14235 (Hex: 0x379B)	ISDBT Transmission Mode Consistency	
	Description:	ISDBT Transmission Mode Consistency
	Applicable Standards:	ISDB
14236 (Hex: 0x379C)	ISDBT Partial Reception Consistency	
	Description:	ISDBT Partial Reception Consistency
	Applicable Standards:	ISDB
14237 (Hex: 0x379D)	ISDBT Modulation Consistency	
	Description:	ISDBT Modulation Consistency
	Applicable Standards:	ISDB
14238 (Hex: 0x379E)	ISDBT Mode/Guard Interval Validation	
	Description:	ISDBT Mode/Guard Interval Validation
	Applicable Standards:	ISDB
14239 (Hex: 0x379F)	ISDBT Time Interleaving Validation	
	Description:	ISDBT Time Interleaving Validation
	Applicable Standards:	ISDB

14240 (Hex: 0x37A0)	ISDBT Modulation/Error Compensation Validation	Description:	ISDBT Modulation/Error Compensation Validation
		Applicable Standards:	ISDB
14241 (Hex: 0x37A1)	ISDBT NIT Terrestrial Delivery Validation	Description:	ISDBT NIT Terrestrial Delivery Validation
		Applicable Standards:	ISDB
14242 (Hex: 0x37A2)	ISDBT NIT Service List Consistency	Description:	ISDBT NIT Service Consistency
		Applicable Standards:	ISDB
14243 (Hex: 0x37A3)	ISDBT Partial Reception/TS Information Consistency	Description:	ISDBT Partial Reception/TS Information Consistency
		Applicable Standards:	ISDB
14245 (Hex: 0x37A5)	ISDBT EIT Type Content Check	Description:	ISDBT NIT Service Consistency
		Applicable Standards:	ISDB
14246 (Hex: 0x37A6)	ISDBT EIT Unique Event Id	Description:	ISDBT EIT Unique Event Id
		Applicable Standards:	ISDB
14247 (Hex: 0x37A7)	ISDBT SDT/EIT Consistency	Description:	ISDBT SDT/EIT Consistency
		Applicable Standards:	ISDB
	Associated Parameter(s)		
	PS111		SDT/EIT Consistency Timer Interval
14248 (Hex: 0x37A8)	EVID_ISDBT_INDIVIDUAL_SDT_EIT_CONSISTENCY	Description:	Ind ISDBT SDT/EIT Consistency
		Applicable Standards:	ISDB

14250 (Hex: 0x37AA)	ISBBT NIT/EIT Consistency	
	Description:	ISDBT NIT/EIT Consistency
	Applicable Standards:	ISDB
14251 (Hex: 0x37AB)	EVID_ISDBT_INDIVID- UAL_NIT_EIT_CONSISTENCY	
	Description:	Ind ISDBT NIT/EIT Consistency
	Applicable Standards:	ISDB
14257 (Hex: 0x37B1)	ISDBT NIT/SDT Consistency	
	Description:	ISDBT NIT/SDT Consistency
	Applicable Standards:	ISDB
14258 (Hex: 0x37B2)	ISDBT IIP MCCI CRC	
	Description:	ISDBT IIP MCCI CRC
	Applicable Standards:	ISDB
14259 (Hex: 0x37B3)	ISDBT IIP SFN Sync CRC	
	Description:	ISDBT IIP SFN Sync CRC
	Applicable Standards:	ISDB
14260 (Hex: 0x37B4)	ISDBT Any IIP CRC	
	Description:	ISDBT Any IIP CRC
	Applicable Standards:	ISDB

14261 (Hex: 0x37B5) H-EIT basic schedule max subtable
RI for TV

Description: H-EIT basic schedule maximum subtable repetition interval for television services

Applicable Standards: ISDB

Associated Parameter(s)

PS117	EIT basic schedule (TV) number of segments in cycle group 1
PS118	EIT basic schedule (TV) number of segments in cycle group 2
PS119	EIT basic schedule (TV) number of segments in cycle group 3
PS135	EIT basic schedule (TV) max basic repetition interval
PS136	EIT basic schedule (TV) max cycle group 1 repetition interval
PS137	EIT basic schedule (TV) max cycle group 2 repetition interval
PS138	EIT basic schedule (TV) max cycle group 3 repetition interval
PS160	EIT basic schedule (TV) range

14262 (Hex: 0x37B6) H-EIT basic schedule max subtable
RI for audio

Description: H-EIT basic schedule maximum subtable repetition interval for audio services

Applicable Standards: ISDB

Associated Parameter(s)

PS120	EIT basic schedule (Sound) number of segments in cycle group 1
PS121	EIT basic schedule (Sound) number of segments in cycle group 2
PS122	EIT basic schedule (Sound) number of segments in cycle group 3
PS139	EIT basic schedule (Sound) max basic repetition interval
PS140	EIT basic schedule (Sound) max cycle group 1 repetition interval
PS141	EIT basic schedule (Sound) max cycle group 2 repetition interval
PS142	EIT basic schedule (Sound) max cycle group 3 repetition interval
PS161	EIT basic schedule (Sound) range

14263 (Hex: 0x37B7) H-EIT basic schedule max subtable
RI for data

Description: H-EIT basic schedule maximum subtable repetition interval for data services

Applicable Standards: ISDB

Associated Parameter(s)

PS123	EIT basic schedule (Data) number of segments in cycle group 1
PS124	EIT basic schedule (Data) number of segments in cycle group 2
PS125	EIT basic schedule (Data) number of segments in cycle group 3

PS143	EIT basic schedule (Data) max basic repetition interval
PS144	EIT basic schedule (Data) max cycle group 1 repetition interval
PS145	EIT basic schedule (Data) max cycle group 2 repetition interval
PS146	EIT basic schedule (Data) max cycle group 3 repetition interval
PS162	EIT basic schedule (Data) range

14264 (Hex: 0x37B8) H-EIT extended schedule max subtable RI for TV

Description: H-EIT extended schedule maximum subtable repetition interval for television services

Applicable Standards: ISDB

Associated Parameter(s)

PS126	EIT extended schedule (TV) number of segments in cycle group 1
PS127	EIT extended schedule (TV) number of segments in cycle group 2
PS128	EIT extended schedule (TV) number of segments in cycle group 3
PS147	EIT extended schedule (TV) max basic repetition interval
PS148	EIT extended schedule (TV) max cycle group 1 repetition interval
PS149	EIT extended schedule (TV) max cycle group 2 repetition interval
PS150	EIT extended schedule (TV) max cycle group 3 repetition interval
PS163	EIT extended schedule (TV) range

14265 (Hex: 0x37B9) H-EIT extended schedule max subtable RI for audio

Description: H-EIT basic schedule maximum subtable repetition interval for audio services

Applicable Standards: ISDB

Associated Parameter(s)

PS129	EIT extended schedule (Sound) number of segments in cycle group 1
PS130	EIT extended schedule (Sound) number of segments in cycle group 2
PS131	EIT extended schedule (Sound) number of segments in cycle group 3
PS151	EIT extended schedule (Sound) max basic repetition interval
PS152	EIT extended schedule (Sound) max cycle group 1 repetition interval
PS153	EIT extended schedule (Sound) max cycle group 2 repetition interval
PS154	EIT extended schedule (Sound) max cycle group 3 repetition interval
PS164	EIT extended schedule (Sound) range

14266 (Hex: 0x37BA)	H-EIT extended schedule max subtable RI for data	Description:	H-EIT basic schedule maximum subtable repetition interval for data services
		Applicable Standards:	ISDB
		Associated Parameter(s)	
	PS132		EIT extended schedule (Data) number of segments in cycle group 1
	PS133		EIT extended schedule (Data) number of segments in cycle group 2
	PS134		EIT extended schedule (Data) number of segments in cycle group 3
	PS155		EIT extended schedule (Data) max basic repetition interval
	PS156		EIT extended schedule (Data) max cycle group 1 repetition interval
	PS157		EIT extended schedule (Data) max cycle group 2 repetition interval
	PS158		EIT extended schedule (Data) max cycle group 3 repetition interval
	PS165		EIT extended schedule (Data) range
14273 (Hex: 0x37C1)	ISDBT IIP Branching	Description:	ISDBT IIP Branching
		Applicable Standards:	ISDB
14274 (Hex: 0x37C2)	EVIDISDBT_IIP_MIN_RI	Description:	ISDBT IIP Error
		Applicable Standards:	ISDB
		Associated Parameter(s)	
	PS166		IIP min repetition interval
14275 (Hex: 0x37C3)	ISDBT TMCC Id Error	Description:	ISDBT TMCC Id Error
		Applicable Standards:	ISDB
14276 (Hex: 0x37C4)	ISDBT Max Partial Reception Services Error	Description:	ISDBT Maximum Partial Reception Services Error
		Applicable Standards:	ISDB
		Associated Parameter(s)	
	PS264		Maximum number of partial reception services

14277 (Hex: 0x37C5)	ISDBT NIT/PMT Consistency	Description:	ISDBT NIT/PMT Consistency
		Applicable Standards:	ISDB
14278 (Hex: 0x37C6)	ISDBT Partial Reception Service ID Check	Description:	ISDBT Partial Reception Service ID Check
		Applicable Standards:	ISDB
14288 (Hex: 0x37D0)	EVID_INDIVIDUAL_HEIT_BASIC_SCD_TV_MAX_RI_C	Description:	Ind H-EIT basic schedule maximum subtable repetition interval for television services Cycle Group 1
		Applicable Standards:	ISDB
14289 (Hex: 0x37D1)	EVID_INDIVIDUAL_HEIT_BASIC_SCD_TV_MAX_RI_C	Description:	Ind H-EIT basic schedule maximum subtable repetition interval for television services Cycle Group 2
		Applicable Standards:	ISDB
14290 (Hex: 0x37D2)	EVID_INDIVIDUAL_HEIT_BASIC_SCD_TV_MAX_RI_C	Description:	Ind H-EIT basic schedule maximum subtable repetition interval for television services Cycle Group 3
		Applicable Standards:	ISDB
14291 (Hex: 0x37D3)	EVID_INDIVIDUAL_HEIT_BASIC_SCD_TV_MAX_RI_B	Description:	Ind H-EIT basic schedule maximum subtable repetition interval for television services Cycle Group Base
		Applicable Standards:	ISDB
14292 (Hex: 0x37D4)	EVID_INDIVIDUAL_HEIT_BASIC_SCD_AUDIO_MAX_R	Description:	Ind H-EIT basic schedule maximum subtable repetition interval for audio services Cycle Group 1
		Applicable Standards:	ISDB

14293 (Hex: 0x37D5)	EVID_INDIVIDUAL_HEIT_BASIC_SCD_AUDIO_MAX_R	Description:	Ind H-EIT basic schedule maximum subtable repetition interval for audio services Cycle Group 2
		Applicable Standards:	ISDB
14294 (Hex: 0x37D6)	EVID_INDIVIDUAL_HEIT_BASIC_SCD_AUDIO_MAX_R	Description:	Ind H-EIT basic schedule maximum subtable repetition interval for audio services Cycle Group 3
		Applicable Standards:	ISDB
14295 (Hex: 0x37D7)	EVID_INDIVIDUAL_HEIT_BASIC_SCD_AUDIO_MAX_R	Description:	Ind H-EIT basic schedule maximum subtable repetition interval for audio services Cycle Group Base
		Applicable Standards:	ISDB
14296 (Hex: 0x37D8)	EVID_INDIVIDUAL_HEIT_BASIC_SCD_DATA_MAX_RI	Description:	Ind H-EIT basic schedule maximum subtable repetition interval for data services Cycle Group 1
		Applicable Standards:	ISDB
14297 (Hex: 0x37D9)	EVID_INDIVIDUAL_HEIT_BASIC_SCD_DATA_MAX_RI	Description:	Ind H-EIT basic schedule maximum subtable repetition interval for data services Cycle Group 2
		Applicable Standards:	ISDB
14298 (Hex: 0x37DA)	EVID_INDIVIDUAL_HEIT_BASIC_SCD_DATA_MAX_RI	Description:	Ind H-EIT basic schedule maximum subtable repetition interval for data services Cycle Group 3
		Applicable Standards:	ISDB
14299 (Hex: 0x37DB)	EVID_INDIVIDUAL_HEIT_BASIC_SCD_DATA_MAX_RI	Description:	Ind H-EIT basic schedule maximum subtable repetition interval for data services Cycle Group Base
		Applicable Standards:	ISDB

14300 (Hex: 0x37DC)	EVID_INDIVID- UAL_HEIT_EXT_SCD_TV_MAX_RI _CYC1	Description:	Ind H-EIT extended schedule maximum subtable repetition interval for television services Cycle Group 1
		Applicable Standards:	ISDB
14301 (Hex: 0x37DD)	EVID_INDIVID- UAL_HEIT_EXT_SCD_TV_MAX_RI _CYC2	Description:	Ind H-EIT extended schedule maximum subtable repetition interval for television services Cycle Group 2
		Applicable Standards:	ISDB
14302 (Hex: 0x37DE)	EVID_INDIVID- UAL_HEIT_EXT_SCD_TV_MAX_RI _CYC3	Description:	Ind H-EIT extended schedule maximum subtable repetition interval for television services Cycle Group 3
		Applicable Standards:	ISDB
14303 (Hex: 0x37DF)	EVID_INDIVID- UAL_HEIT_EXT_SCD_TV_MAX_RI _BASE	Description:	Ind H-EIT extended schedule maximum subtable repetition interval for television services Cycle Group Base
		Applicable Standards:	ISDB
14304 (Hex: 0x37E0)	EVID_INDIVID- UAL_HEIT_EXT_SCD_AU- DIO_MAX_RI_	Description:	Ind H-EIT basic schedule maximum subtable repetition interval for audio services Cycle Group 1
		Applicable Standards:	ISDB
14305 (Hex: 0x37E1)	EVID_INDIVID- UAL_HEIT_EXT_SCD_AU- DIO_MAX_RI_	Description:	Ind H-EIT basic schedule maximum subtable repetition interval for audio services Cycle Group 2
		Applicable Standards:	ISDB

14306 (Hex: 0x37E2)	EVID_INDIVID- UAL_HEIT_EXT_SCD_AUDIO_MAX_RI_	Description:	Ind H-EIT basic schedule maximum subtable repetition interval for audio services Cycle Group 3
		Applicable Standards:	ISDB
14307 (Hex: 0x37E3)	EVID_INDIVID- UAL_HEIT_EXT_SCD_AUDIO_MAX_RI_	Description:	Ind H-EIT basic schedule maximum subtable repetition interval for audio services Cycle Group Base
		Applicable Standards:	ISDB
14308 (Hex: 0x37E4)	EVID_INDIVID- UAL_HEIT_EXT_SCD_DATA_MAX_RI_C	Description:	Ind H-EIT basic schedule maximum subtable repetition interval for data services Cycle Group 1
		Applicable Standards:	ISDB
14309 (Hex: 0x37E5)	EVID_INDIVID- UAL_HEIT_EXT_SCD_DATA_MAX_RI_C	Description:	Ind H-EIT basic schedule maximum subtable repetition interval for data services Cycle Group 2
		Applicable Standards:	ISDB
14310 (Hex: 0x37E6)	EVID_INDIVID- UAL_HEIT_EXT_SCD_DATA_MAX_RI_C	Description:	Ind H-EIT basic schedule maximum subtable repetition interval for data services Cycle Group 3
		Applicable Standards:	ISDB
14311 (Hex: 0x37E7)	EVID_INDIVID- UAL_HEIT_EXT_SCD_DATA_MAX_RI_B	Description:	Ind H-EIT basic schedule maximum subtable repetition interval for data services Cycle Group Base
		Applicable Standards:	ISDB

14312 (Hex: 0x37E8)	SDTT(H) min section RI	Description:	SDTT(H) minimum section repetition interval
		Applicable Standards:	ISDB
14313 (Hex: 0x37E9)	SDTT(H) max subtable RI	Description:	SDTT(H) maximum subtable repetition interval
		Applicable Standards:	ISDB
14314 (Hex: 0x37EA)	EVID_INDIVID- UAL_HSDTT_MIN_SECTION_RI	Description:	Ind SDTT(H) minimum section repetition interval
		Applicable Standards:	ISDB
14315 (Hex: 0x37EB)	EVID_INDIVID- UAL_HSDTT_MAX_SUBTABLE_RI	Description:	Ind SDTT(H) maximum subtable repetition interval
		Applicable Standards:	ISDB
14316 (Hex: 0x37EC)	SDTT(L) min section RI	Description:	SDTT(L) minimum section repetition interval
		Applicable Standards:	ISDB
14317 (Hex: 0x37ED)	SDTT(L) max subtable RI	Description:	SDTT(L) maximum subtable repetition interval
		Applicable Standards:	ISDB
		Associated Parameter(s)	
14318 (Hex: 0x37EE)	EVID_INDIVID- UAL_LSDDTT_MIN_SECTION_RI	Description:	Ind SDTT(L) minimum section repetition interval
		Applicable Standards:	ISDB
14319 (Hex: 0x37EF)	EVID_INDIVID- UAL_LSDDTT_MAX_SUBTABLE_RI	Description:	Ind SDTT(L) maximum subtable repetition interval
		Applicable Standards:	ISDB

14320 (Hex: 0x37F0)	SDTT(H) Syntax	Description:	SDTT(H) Syntax error
		Applicable Standards:	ISDB
14321 (Hex: 0x37F1)	SDTT(L) Syntax	Description:	SDTT(L) Syntax error
		Applicable Standards:	ISDB
14322 (Hex: 0x37F2)	Other	Description:	Other
		Applicable Standards:	MPEG, DVB, ATSC, ISDB, Chinese, DCII
14323 (Hex: 0x37F3)	Priority 1	Description:	Priority 1
		Applicable Standards:	MPEG, DVB, ATSC, ISDB, Chinese, DCII
14324 (Hex: 0x37F4)	Priority 2	Description:	Priority 2
		Applicable Standards:	MPEG, DVB, ATSC, ISDB, Chinese, DCII
14325 (Hex: 0x37F5)	Priority 3	Description:	Priority 3
		Applicable Standards:	MPEG, DVB, ISDB, Chinese, DCII
		Associated Parameter(s)	
14326 (Hex: 0x37F6)	Table Tests	Description:	Table Tests
		Applicable Standards:	MPEG, DVB, ATSC, ISDB, Chinese, DCII
14327 (Hex: 0x37F7)	TR 101 290	Description:	TR 101 290
		Applicable Standards:	MPEG, DVB, ATSC, ISDB, Chinese, DCII
14328 (Hex: 0x37F8)	ISDB Tests	Description:	ISDB Tests
		Applicable Standards:	ISDB

14329 (Hex: 0x37F9)	Miscellaneous	
	Description:	Miscellaneous
	Applicable Standards:	MPEG, DVB, ATSC, ISDB, Chinese, DCII
14331 (Hex: 0x37FB)	Table Id Error	
	Description:	Table Id Error
	Applicable Standards:	MPEG, DVB, ATSC, ISDB, Chinese, DCII
14332 (Hex: 0x37FC)	Timer Error	
	Description:	Timer Error
	Applicable Standards:	MPEG, DVB, ATSC, Chinese, DCII
14333 (Hex: 0x37FD)	HEIT Schedule	
	Description:	HEIT Schedule
	Applicable Standards:	ISDB
14336 (Hex: 0x3800)	EVID_RF_LOCK	
	Description:	RF out of lock error
	Applicable Standards:	MPEG, DVB, ATSC, ISDB, Chinese, DCII
	Associated Parameter(s)	
	PS200	Lock Limit
14337 (Hex: 0x3801)	EVID_RF_MER	
	Description:	RF MER limit error
	Applicable Standards:	MPEG, DVB, ATSC, ISDB, Chinese, DCII
	Associated Parameter(s)	
	PS201	MER absolute limit
14338 (Hex: 0x3802)	EVID_RF_MER_DRIFT	
	Description:	RF MER drift limit error
	Applicable Standards:	MPEG, DVB, ATSC, ISDB, Chinese, DCII
	Associated Parameter(s)	
	PS202	MER drift limit

14339 (Hex: 0x3803)	EVID_RF_EVM	Description:	RF EVM limit error
		Applicable Standards:	MPEG, DVB, ATSC, ISDB, Chinese, DCII
		Associated Parameter(s)	
	PS203		EVM absolute limit
14340 (Hex: 0x3804)	EVID_RF_EVM_DRIFT	Description:	RF EVM drift limit error
		Applicable Standards:	MPEG, DVB, ATSC, ISDB, Chinese, DCII
		Associated Parameter(s)	
	PS204		EVM drift limit
14341 (Hex: 0x3805)	EVID_RF_BER_PRE_RS	Description:	RF pre RS BER limit error
		Applicable Standards:	MPEG, DVB, ATSC, ISDB, Chinese, DCII
		Associated Parameter(s)	
	PS205		BER Pre RS abs
14342 (Hex: 0x3806)	EVID_RF_BER_PRE_RS_DRIFT	Description:	RF pre RS BER drift limit error
		Applicable Standards:	MPEG, DVB, ATSC, ISDB, Chinese, DCII
		Associated Parameter(s)	
	PS206		BER pre RS drift
14343 (Hex: 0x3807)	EVID_RF_BER_PRE_VITERBI	Description:	RF pre Viterbi limit error
		Applicable Standards:	MPEG, DVB, ATSC, ISDB, Chinese, DCII
		Associated Parameter(s)	
	PS207		BER PRE Viterbi abs Limit
14344 (Hex: 0x3808)	EVID_RF_BER_PRE_VITERBI_DRIFT	Description:	RF pre Viterbi drift limit error
		Applicable Standards:	MPEG, DVB, ATSC, ISDB, Chinese, DCII
		Associated Parameter(s)	
	PS208		BER pre viterbi drift limit

14345 (Hex: 0x3809)	EVID_RF_BER_POST_RS	Description:	RF post RS BER limit error
		Applicable Standards:	MPEG, DVB, ATSC, ISDB, Chinese, DCII
		Associated Parameter(s)	
	PS209		BER post RS abs limit
14346 (Hex: 0x380A)	EVID_RF_BER_POST_RS_DRIFT	Description:	RF post RS BER drift limit error
		Applicable Standards:	MPEG, DVB, ATSC, ISDB, Chinese, DCII
		Associated Parameter(s)	
	PS210		BER Post RS drift limit
14347 (Hex: 0x380B)	EVID_RF_TEF	Description:	RF TEF rate limit error
		Applicable Standards:	MPEG, ATSC, ISDB, Chinese, DCII
		Associated Parameter(s)	
	PS211		TEF abs limit
14348 (Hex: 0x380C)	EVID_RF_TEF_DRIFT	Description:	RF TEF rate drift limit error
		Applicable Standards:	MPEG, ATSC, ISDB, Chinese, DCII
		Associated Parameter(s)	
	PS212		TEF drift limit
14349 (Hex: 0x380D)	EVID_RF_POWER_HIGH	Description:	RF High Power limit error
		Applicable Standards:	MPEG, DVB, ATSC, ISDB, Chinese, DCII
		Associated Parameter(s)	
	PS213		Power high limit
14350 (Hex: 0x380E)	EVID_RF_POWER_LOW	Description:	RF Low Power limit error
		Applicable Standards:	MPEG, DVB, ATSC, ISDB, Chinese, DCII
		Associated Parameter(s)	
	PS214		Power low limit

14351 (Hex: 0x380F)	EVID_RF_POWER_DRIFT	Description:	RF Power drift limit error
		Applicable Standards:	MPEG, DVB, ATSC, ISDB, Chinese, DCII
		Associated Parameter(s)	
	PS215		Power drift limit
14352 (Hex: 0x3810)	EVID_RF_SNR	Description:	RF SNR limit error
		Applicable Standards:	MPEG, DVB, ATSC, ISDB, Chinese, DCII
		Associated Parameter(s)	
	PS216		SNR limit
14353 (Hex: 0x3811)	EVID_RF_SNR_DRIFT	Description:	RF SNR drift limit error
		Applicable Standards:	MPEG, DVB, ATSC, ISDB, Chinese, DCII
		Associated Parameter(s)	
	PS217		SNR drift
14354 (Hex: 0x3812)	EVID_RF_CNR	Description:	RF CNR limit error
		Applicable Standards:	MPEG, DVB, ATSC, ISDB, Chinese, DCII
		Associated Parameter(s)	
	PS218		CNR limit
14355 (Hex: 0x3813)	EVID_RF_CNR_DRIFT	Description:	RF CNR drift limit error
		Applicable Standards:	MPEG, DVB, ATSC, ISDB, Chinese, DCII
		Associated Parameter(s)	
	PS219		CNR drift
14356 (Hex: 0x3814)	EVID_RF_CARRIER_OFFSET	Description:	RF Carrier offset limit error
		Applicable Standards:	MPEG, DVB, ATSC, ISDB, Chinese, DCII
		Associated Parameter(s)	
	PS220		Carrier offset limit

14357 (Hex: 0x3815)	EVID_RF_CARRIER_OFFSET_DRIFT	Description:	RF Carrier offset drift limit error
		Applicable Standards:	MPEG, DVB, ATSC, ISDB, Chinese, DCII
	Associated Parameter(s)		
	PS221		Carrier offset drift limit
14358 (Hex: 0x3816)	RF Metric Errors	Description:	RF Metric Errors
		Applicable Standards:	MPEG, DVB, ATSC, ISDB, Chinese, DCII
14371 (Hex: 0x3823)	DPI/SIT Single PID test	Description:	SCTE 35 2001 limit of 1 DPI PIDs per program
		Applicable Standards:	MPEG, DVB, ATSC, ISDB, Chinese, DCII
14372 (Hex: 0x3824)	DPI/SIT Multi PID Test	Description:	SCTE 35 2004 limit of 8 DPI PIDs per program
		Applicable Standards:	MPEG, DVB, ATSC, ISDB, Chinese, DCII
	Associated Parameter(s)		
14373 (Hex: 0x3825)	DPI/SIT Eryption failure	Description:	Cannot decode encrypted DPI messages
		Applicable Standards:	MPEG, DVB, ATSC, ISDB, Chinese, DCII
14374 (Hex: 0x3826)	DPI/SIT Missing	Description:	Signalled DPI information has not arrived
		Applicable Standards:	MPEG, DVB, ATSC, ISDB, Chinese, DCII
	Associated Parameter(s)		
	PS176		Splice information table missing test interval
14375 (Hex: 0x3827)		Description:	Signalled DPI information has not arrived
		Applicable Standards:	MPEG, DVB, ATSC, ISDB, Chinese, DCII
14376 (Hex: 0x3828)	DPI/SIT Syntax error	Description:	DPI table syntax error
		Applicable Standards:	MPEG, DVB, ATSC, ISDB, Chinese, DCII

14377 (Hex: 0x3829)	DPI/SIT Max repetition rate error	Description:	DPI information repetition rate is too low
		Applicable Standards:	MPEG, DVB, ATSC, ISDB, Chinese, DCII
		Associated Parameter(s)	
	PS177		Splice information table max repetition interval
14378 (Hex: 0x382A)	Any DPI/SIT Errors	Description:	DPI heading for DPI errors not set or sent
		Applicable Standards:	MPEG, DVB, ATSC, ISDB, Chinese, DCII
14416 (Hex: 0x3850)	RF errored packet limit error	Description:	RF errored packet limit error
		Applicable Standards:	DVB
		Associated Parameter(s)	
	PS265		Corrupted packets per second limit
14418 (Hex: 0x3852)	RF dropped packet limit error	Description:	RF dropped packet limit error
		Applicable Standards:	DVB
		Associated Parameter(s)	
	PS269		Dropped packets per second limit
14420 (Hex: 0x3854)	RF Packet interval time limit error	Description:	RF Packet interval time limit error
		Applicable Standards:	DVB
		Associated Parameter(s)	
	PS273		Packet interval timing limit
14422 (Hex: 0x3856)	RF Out of order packet limit error	Description:	RF Out-of-order packet limit error
		Applicable Standards:	DVB
		Associated Parameter(s)	
	PS277		Out of order packets per second limit

14432 (Hex: 0x3860)	A53 non-AC3 Audio	Description:	Non AC3 audio in ATSC
		Applicable Standards:	ATSC
14592 (Hex: 0x3900)	Script Validation Error	Description:	Script Validation Error
		Applicable Standards:	MPEG, DVB, ATSC, ISDB
14593 (Hex: 0x3901)	Script Conformance Warning	Description:	Script Conformance Warning
		Applicable Standards:	MPEG, DVB, ATSC, ISDB
14594 (Hex: 0x3902)	EventID_0x3902	Description:	EventID_0x3902
		Applicable Standards:	MPEG, DVB, ATSC, ISDB
14595 (Hex: 0x3903)	EventID_0x3903	Description:	EventID_0x3903
		Applicable Standards:	MPEG, DVB, ATSC, ISDB
14597 (Hex: 0x3905)	DII Timeout	Description:	DII not received within timeout period
		Applicable Standards:	ISDB
	Associated Parameter(s)		
	PS188		DII default timeout period
14600 (Hex: 0x3908)	DII min RI	Description:	DII minimum repetition interval
		Applicable Standards:	ISDB
	Associated Parameter(s)		
	PS184		DII min repetition interval
14601 (Hex: 0x3909)	Ind DII min repetition error	Description:	Ind DII minimum repetition error
		Applicable Standards:	ISDB

14604 (Hex: 0x390C)	DII max RI	Description:	DII maximum repetition interval
		Applicable Standards:	ISDB
	Associated Parameter(s)		
	PS185		DII max repetition interval
14605 (Hex: 0x390D)	Ind DII max repetition error	Description:	Ind DII maximum repetition error
		Applicable Standards:	ISDB
14606 (Hex: 0x390E)	DII download completion	Description:	All modules in DII not received within download time limit
		Applicable Standards:	ISDB
	Associated Parameter(s)		
	PS186		DII max download completion time
	PS189		Allow DII tcDownloadScenario (if present) to override max download completion time
14607 (Hex: 0x390F)	Ind DII completion	Description:	Ind DII completion
		Applicable Standards:	ISDB
14608 (Hex: 0x3910)	DSM-CC error	Description:	DSM-CC error
		Applicable Standards:	ISDB
14672 (Hex: 0x3950)	PAT max section RI	Description:	PAT maximum section repetition interval
		Applicable Standards:	MPEG, DVB, ISDB, Chinese, DCII
14673 (Hex: 0x3951)	NIT Actual Timer	Description:	NIT Actual Timer
		Applicable Standards:	DVB, ISDB, Chinese
14674 (Hex: 0x3952)	SDT Actual Timer	Description:	SDT Actual Timer
		Applicable Standards:	DVB, ISDB, Chinese

14675 (Hex: 0x3953)	EIT Actual P Timer Description: Applicable Standards:	EIT Actual P Timer DVB, Chinese
14676 (Hex: 0x3954)	EIT Actual F Timer Description: Applicable Standards:	EIT Actual F Timer DVB, Chinese
14677 (Hex: 0x3955)	NIT Actual Min Any Section Reptn Int Description: Applicable Standards:	NIT actual_network minimum any section repetition interval DVB, Chinese
14678 (Hex: 0x3956)	SDT Actual Min Any Section Reptn Int Description: Applicable Standards:	SDT actual_transport_stream any section repetition interval DVB, Chinese
14679 (Hex: 0x3957)	EIT Actual PF Min Any Section Reptn Int Description: Applicable Standards:	DVB EIT actual transport stream present/following minimum any section repetition interval DVB, Chinese
14680 (Hex: 0x3958)	TDT Min Any Sect Reptn Int Description: Applicable Standards:	TDT minimum any section repetition interval DVB, Chinese
14681 (Hex: 0x3959)	RST Min Any Sect Reptn Int Description: Applicable Standards:	RST minimum any section repetition interval DVB, Chinese
14682 (Hex: 0x395A)	TDT max section RI Description: Applicable Standards:	TDT maximum section repetition interval DVB, Chinese

14683 (Hex: 0x395B)	CAT Timer	Description:	CAT Timer
		Applicable Standards:	DVB
	Associated Parameter(s)		
	PS105		CAT maximum subtable repetition interval
20992 (Hex: 0x5200)	Service Log Overflow	Description:	Service log information not collected fast enough, resolution reduced
		Applicable Standards:	MPEG, DVB, ATSC, ISDB, Chinese, DCII
20993 (Hex: 0x5201)	Processing Strained	Description:	Occurs when the monitoring system has to discard some information in order to keep up with events on the Transport Stream; however, monitoring continues.
		Applicable Standards:	MPEG, DVB, ATSC, ISDB, Chinese, DCII
20994 (Hex: 0x5202)	Processing Overwhelmed	Description:	Occurs when, in spite of discarding some information, the monitoring system is unable to keep up with the Transport Stream. Results from the monitoring should be considered unreliable in this state. The monitoring system will recover when conditions improve.
		Applicable Standards:	MPEG, DVB, ATSC, ISDB, Chinese, DCII
20995 (Hex: 0x5203)	Service Information Strained	Description:	In the MTM400, received tables are held in a fixed-sized database. This is large enough for the majority of streams, but if the stream contains too much SI, some of the SI will be discarded and this test will indicate an error. The tables are discarded in a priority order that ensures that analysis is very unlikely to be affected. Once raised, the priority will not fall until either the stream is reapplied, or a manual reset of this test is performed.
		Applicable Standards:	MPEG, DVB, ATSC, ISDB, Chinese, DCII
20996 (Hex: 0x5204)	EVID_TRAPS_THROTTLED	Description:	Requested Traps exceed throttle limit
		Applicable Standards:	MPEG, DVB, ATSC, ISDB, Chinese, DCII
24576 (Hex: 0x6000)	Template Header Error	Description:	Error in header block of template
		Applicable Standards:	MPEG, DVB, ATSC, ISDB, Chinese, DCII

24592 (Hex: 0x6010)	Template TS Err	
	Description:	Template Error in Transport Stream
	Applicable Standards:	MPEG, DVB, ATSC, ISDB, Chinese, DCII
24608 (Hex: 0x6020)	Template NetID Err	
	Description:	Template Error in Network ID
	Applicable Standards:	MPEG, DVB, ATSC, ISDB, Chinese, DCII
24624 (Hex: 0x6030)	Template Orig NetID Err	
	Description:	Template Error in Original Network ID
	Applicable Standards:	MPEG, DVB, ATSC, ISDB, Chinese, DCII
24640 (Hex: 0x6040)	Template Service Number Err	
	Description:	Template Error in Program Number
	Applicable Standards:	MPEG, DVB, ATSC, ISDB, Chinese, DCII
24832 (Hex: 0x6100)	Template Service Error	
	Description:	Error in any service header block of template
	Applicable Standards:	MPEG, DVB, ATSC, ISDB, Chinese, DCII
24848 (Hex: 0x6110)	Template Service PCR Err	
	Description:	Template Error with Service PCR Pid
	Applicable Standards:	MPEG, DVB, ATSC, ISDB, Chinese, DCII
24864 (Hex: 0x6120)	Template Service Type Err	
	Description:	Template Error with Service Type
	Applicable Standards:	MPEG, DVB, ATSC, ISDB, Chinese, DCII
24880 (Hex: 0x6130)	Template Service Name Err	
	Description:	Template Error with Service Name
	Applicable Standards:	MPEG, DVB, ATSC, ISDB, Chinese, DCII
24896 (Hex: 0x6140)	Template Service Constraint Err	
	Description:	Template Error with Service Constraint
	Applicable Standards:	MPEG, DVB, ATSC, ISDB, Chinese, DCII

24912 (Hex: 0x6150)	Template Service Pid Number Err Description: Applicable Standards:	Template Error with Service PID Number MPEG, DVB, ATSC, ISDB, Chinese, DCII
25088 (Hex: 0x6200)	Template PID Error Description: Applicable Standards:	Error in any pid block of template MPEG, DVB, ATSC, ISDB, Chinese, DCII
25104 (Hex: 0x6210)	Template Pid CA Err Description: Applicable Standards:	Template Error with PID CA Descriptor MPEG, DVB, ATSC, ISDB, Chinese, DCII
25120 (Hex: 0x6220)	Template PID Scramble Err Description: Applicable Standards:	Template Error with PID Scrambled MPEG, DVB, ATSC, ISDB, Chinese, DCII
25136 (Hex: 0x6230)	Template PID Stream Type Err Description: Applicable Standards:	Template Error with PID Stream Type MPEG, DVB, ATSC, ISDB, Chinese, DCII
25152 (Hex: 0x6240)	Template PID Constraint Err Description: Applicable Standards:	Template Error with PID constraint MPEG, DVB, ATSC, ISDB, Chinese, DCII
25344 (Hex: 0x6300)	Template Rating Error Description: Applicable Standards:	Error in any rating block of template MPEG, DVB, ATSC, ISDB, Chinese, DCII
25345 (Hex: 0x6301)	EVID_INDIVIDUAL_TEM- PLATE_RATING_ERR Description: Applicable Standards:	Template DVB/ATSC Ratings error MPEG, DVB, ATSC, ISDB, Chinese, DCII
28671 (Hex: 0x6FFF)	Template Master Error Description: Applicable Standards:	Any Template Error MPEG, DVB, ATSC, ISDB, Chinese, DCII

36867 (Hex: 0x9003)	IP Errored Rate	Description:	IP Errored
		Applicable Standards:	MPEG, DVB, ATSC, ISDB, Chinese, DCII
	Associated Parameter(s)		
	PS265		Corrupted packets per second limit
36869 (Hex: 0x9005)	RTP Out Of Order Rate	Description:	RTP Out of Order
		Applicable Standards:	MPEG, DVB, ATSC, ISDB, Chinese, DCII
	Associated Parameter(s)		
	PS277		Out of order packets per second limit
36870 (Hex: 0x9006)	RTP Lost Rate	Description:	RTP Lost
		Applicable Standards:	MPEG, DVB, ATSC, ISDB, Chinese, DCII
	Associated Parameter(s)		
	PS269		Dropped packets per second limit
36871 (Hex: 0x9007)	IP packet interarrival time	Description:	IP PIT Limit
		Applicable Standards:	MPEG, DVB, ATSC, ISDB, Chinese, DCII
	Associated Parameter(s)		
	PS273		Packet interval timing limit
36872 (Hex: 0x9008)	IP Session Dropped	Description:	IP Session Dropped
		Applicable Standards:	MPEG, DVB, ATSC, ISDB, Chinese, DCII
37121 (Hex: 0x9101)	MPEG Continuity Count Error	Description:	TS Continuity
		Applicable Standards:	MPEG, DVB, ATSC, ISDB, Chinese, DCII
37122 (Hex: 0x9102)	MPEG Sync Byte Error	Description:	TS Sync Byte
		Applicable Standards:	MPEG, DVB, ATSC, ISDB, Chinese, DCII

37123 (Hex: 0x9103)	MPEG Sync Loss Error	Description:	TS Sync Loss
		Applicable Standards:	MPEG, DVB, ATSC, ISDB, Chinese, DCII
45072 (Hex: 0xB010)	EVID_SCHEDULER	Description:	Schedule/Holdoff manager (information only)
		Applicable Standards:	MPEG, DVB, ATSC, ISDB, Chinese, DCII
45312 (Hex: 0xB100)	EVID_RECORDING_COMPLETE	Description:	A stream recording has been completed (information only)
		Applicable Standards:	MPEG, DVB, ATSC, ISDB, Chinese, DCII
49153 (Hex: 0xC001)	Program Information	Description:	Program Information PAT/PMT version change (information only)
		Applicable Standards:	MPEG, DVB, ATSC, ISDB, Chinese, DCII
49154 (Hex: 0xC002)	RF_MER_W	Description:	RF MER limit warning (information only)
		Applicable Standards:	MPEG, DVB, ATSC, ISDB, Chinese, DCII
	Associated Parameter(s)		
	PS222		MER abs warning limit
49155 (Hex: 0xC003)	RF_MER_DRIFT_W	Description:	RF MER drift limit warning (information only)
		Applicable Standards:	MPEG, DVB, ATSC, ISDB, Chinese, DCII
	Associated Parameter(s)		
	PS223		MER drift warning limit
49156 (Hex: 0xC004)	RF_EVM_W	Description:	RF EVM limit warning (information only)
		Applicable Standards:	MPEG, DVB, ATSC, ISDB, Chinese, DCII
	Associated Parameter(s)		
	PS224		EVM warning limit

49157 (Hex: 0xC005)	RF_EVM_DRIFT_W	Description:	RF EVM drift limit warning (information only)
		Applicable Standards:	MPEG, DVB, ATSC, ISDB, Chinese, DCII
	Associated Parameter(s)		
	PS225		EVM drift warning limit
49158 (Hex: 0xC006)	RF_BER_PRE_RS_W	Description:	RF pre RS BER limit warning (information only)
		Applicable Standards:	MPEG, DVB, ATSC, ISDB, Chinese, DCII
	Associated Parameter(s)		
	PS226		BER PRE RS warning limit
49159 (Hex: 0xC007)	RF_BER_PRE_RS_DRIFT_W	Description:	RF pre RS BER drift limit warning (information only)
		Applicable Standards:	MPEG, DVB, ATSC, ISDB, Chinese, DCII
	Associated Parameter(s)		
	PS227		BER PRE RS drift warning
49160 (Hex: 0xC008)	RF_BER_PRE_VITERBI_W	Description:	RF pre Viterbi BER limit warning (information only)
		Applicable Standards:	MPEG, DVB, ATSC, ISDB, Chinese, DCII
	Associated Parameter(s)		
	PS228		BER PRE viterbi warning limit
49161 (Hex: 0xC009)	RF_BER_PRE_VITERBI_DRIFT_W	Description:	RF pre Viterbi BER drift limit warning (information only)
		Applicable Standards:	MPEG, DVB, ATSC, ISDB, Chinese, DCII
	Associated Parameter(s)		
	PS229		BER PRE viterbi drift warning limit
49162 (Hex: 0xC00A)	RF_BER_POST_RS_W	Description:	RF post RS BER limit warning (information only)
		Applicable Standards:	MPEG, DVB, ATSC, ISDB, Chinese, DCII
	Associated Parameter(s)		
	PS230		BER POST RS warning limit

49163 (Hex: 0xC00B) RF_BER_POST_RS_DRIFT_W Description: Applicable Standards: Associated Parameter(s) PS231	RF post RS BER drift limit warning (information only) MPEG, DVB, ATSC, ISDB, Chinese, DCII BER POST RS drift warning limit
49164 (Hex: 0xC00C) RF_TEF_W Description: Applicable Standards: Associated Parameter(s) PS232	RF TEF rate limit warning (information only) MPEG, ATSC, ISDB, Chinese, DCII TEF rate warning limit
49165 (Hex: 0xC00D) RF_TEF_DRIFT_W Description: Applicable Standards: Associated Parameter(s) PS233	RF TEF rate drift limit warning (information only) MPEG, ATSC, ISDB, Chinese, DCII TEF rate drift warning limit
49166 (Hex: 0xC00E) RF_POWER_HIGH_W Description: Applicable Standards: Associated Parameter(s) PS234	RF High Power limit warning (information only) MPEG, DVB, ATSC, ISDB, Chinese, DCII Power high warning limit
49167 (Hex: 0xC00F) RF_POWER_LOW_W Description: Applicable Standards: Associated Parameter(s) PS235	RF Low Power limit warning (information only) MPEG, DVB, ATSC, ISDB, Chinese, DCII Power low warning limit
49168 (Hex: 0xC010) RF_POWER_DRIFT_W Description: Applicable Standards: Associated Parameter(s) PS236	RF Power drift limit warning (information only) MPEG, DVB, ATSC, ISDB, Chinese, DCII power drift warning limit

49169 (Hex: 0xC011)	RF_SNR_W	Description:	RF SNR limit warning (information only)
		Applicable Standards:	MPEG, DVB, ATSC, ISDB, Chinese, DCII
	Associated Parameter(s)		
	PS237		SNR warning limit
49170 (Hex: 0xC012)	RF_SNR_DRIFT_W	Description:	RF SNR drift limit warning (information only)
		Applicable Standards:	MPEG, DVB, ATSC, ISDB, Chinese, DCII
	Associated Parameter(s)		
	PS238		SNR drift warning limit
49171 (Hex: 0xC013)	RF_CNR_W	Description:	RF CNR limit warning (information only)
		Applicable Standards:	MPEG, DVB, ATSC, ISDB, Chinese, DCII
	Associated Parameter(s)		
	PS239		CNR warning limit
49172 (Hex: 0xC014)	RF_CNR_DRIFT_W	Description:	RF CNR drift limit warning (information only)
		Applicable Standards:	MPEG, DVB, ATSC, ISDB, Chinese, DCII
	Associated Parameter(s)		
	PS240		CNR drift warning limit
49173 (Hex: 0xC015)	RF_CARRIER_OFFSET_W	Description:	RF Carrier offset limit warning (information only)
		Applicable Standards:	MPEG, DVB, ATSC, ISDB, Chinese, DCII
	Associated Parameter(s)		
	PS241		Carrier offset warning limit
49174 (Hex: 0xC016)	RF_CARRIER_OFFSET_DRIFT_W	Description:	RF Carrier offset drift limit warning (information only)
		Applicable Standards:	MPEG, DVB, ATSC, ISDB, Chinese, DCII
	Associated Parameter(s)		
	PS242		Carrier offset drift warning limit

49175 (Hex: 0xC017)	RF Metric Warnings	Description:	RF Metric Warnings
		Applicable Standards:	MPEG, DVB, ATSC, ISDB, Chinese, DCII
49176 (Hex: 0xC018)	DPI/SIT Cancel	Description:	DPI Cancel has been recieved (information only)
		Applicable Standards:	MPEG, DVB, ATSC, ISDB, Chinese, DCII
49177 (Hex: 0xC019)	DPI/SIT Splice	Description:	DPI Splice has been recieved (information only)
		Applicable Standards:	MPEG, DVB, ATSC, ISDB, Chinese, DCII
49178 (Hex: 0xC01A)	DPI/SIT Program Splice	Description:	DPI Prg Splice has been recieved (information only)
		Applicable Standards:	MPEG, DVB, ATSC, ISDB, Chinese, DCII
49179 (Hex: 0xC01B)	DPI/SIT Component Splice	Description:	DPI Cmp Splice has been recieved (information only)
		Applicable Standards:	MPEG, DVB, ATSC, ISDB, Chinese, DCII
49180 (Hex: 0xC01C)	Any DPI/SIT Information	Description:	Any DPI/SIT Information
		Applicable Standards:	MPEG, DVB, ATSC, ISDB, Chinese, DCII
49181 (Hex: 0xC01D)	DPI/SIT Any information events	Description:	DPI information heading for DPI messages not set/sent
		Applicable Standards:	MPEG, DVB, ATSC, ISDB, Chinese, DCII
49182 (Hex: 0xC01E)	RF Metric Warnings	Description:	RF Metric Warnings
		Applicable Standards:	MPEG, DVB, ATSC, ISDB, Chinese, DCII
49183 (Hex: 0xC01F)	ISDBT IIP Partial Reception Flag Set	Description:	ISDBT IIP Partial Reception Flag Set
		Applicable Standards:	MPEG, DVB, ATSC, ISDB, Chinese, DCII

49184 (Hex: 0xC020)	RF errored packet limit warning	Description:	RF errored packet limit warning
		Applicable Standards:	MPEG, DVB, ATSC, ISDB, Chinese, DCII
	Associated Parameter(s)		
	PS267		Corrupted packets per second limit warning limit
49186 (Hex: 0xC022)	RF dropped packet limit warning	Description:	RF dropped packet limit warning
		Applicable Standards:	MPEG, DVB, ATSC, ISDB, Chinese, DCII
	Associated Parameter(s)		
	PS271		Dropped packets per second limit warning limit
49188 (Hex: 0xC024)	RF Packet interval time limit warning	Description:	RF Packet interval time limit warning
		Applicable Standards:	MPEG, DVB, ATSC, ISDB, Chinese, DCII
	Associated Parameter(s)		
	PS275		Packet interval timing warning limit
49190 (Hex: 0xC026)	RF Out of order packet limit warning	Description:	RF Out of order packet limit warning
		Applicable Standards:	MPEG, DVB, ATSC, ISDB, Chinese, DCII
	Associated Parameter(s)		
	PS279		Out of order packets per second warning limit
49194 (Hex: 0xC02A)	Polling Channel Change	Description:	Polling Channel Change
		Applicable Standards:	MPEG, DVB, ATSC, ISDB, Chinese, DCII
49195 (Hex: 0xC02B)	Polling Stopped	Description:	Polling Stopped
		Applicable Standards:	MPEG, DVB, ATSC, ISDB, Chinese, DCII
49196 (Hex: 0xC02C)	Polling Channel Change Soon	Description:	Channel Polling Event Due
		Applicable Standards:	MPEG, DVB, ATSC, ISDB, Chinese, DCII

49197 (Hex: 0xC02D)	Polling Channel Change Completed	Description:	Channel Polling Event Complete
		Applicable Standards:	MPEG, DVB, ATSC, ISDB, Chinese, DCII
53249 (Hex: 0xD001)	MER	Description:	MER
		Applicable Standards:	DVB
53250 (Hex: 0xD002)	EVM	Description:	EVM
		Applicable Standards:	DVB
53251 (Hex: 0xD003)	BER (Pre Reed Solomon)	Description:	BER (Pre Reed Solomon)
		Applicable Standards:	DVB
53252 (Hex: 0xD004)	BER (Pre-Viterbi)	Description:	BER (Pre-Viterbi)
		Applicable Standards:	DVB
53253 (Hex: 0xD005)	BER (Post Reed Solomon)	Description:	BER (Post Reed Solomon)
		Applicable Standards:	DVB
53255 (Hex: 0xD007)	Power	Description:	Power
		Applicable Standards:	DVB
53256 (Hex: 0xD008)	SNR	Description:	SNR
		Applicable Standards:	DVB
53257 (Hex: 0xD009)	CNR	Description:	CNR
		Applicable Standards:	DVB

53258 (Hex: 0xD00A)	Carrier Offset	
	Description:	Carrier Offset
	Applicable Standards:	DVB
53259 (Hex: 0xD00B)	Corrupt Packet	
	Description:	Corrupt Packet
	Applicable Standards:	DVB
53260 (Hex: 0xD00C)	Dropped Packet	
	Description:	Dropped Packet
	Applicable Standards:	DVB
53261 (Hex: 0xD00D)	PIT Time	
	Description:	PIT Time
	Applicable Standards:	DVB
53262 (Hex: 0xD00E)	Out of Order Packet	
	Description:	Out of Order Packet
	Applicable Standards:	DVB
53505 (Hex: 0xD101)	MER Warning	
	Description:	MER Warning
	Applicable Standards:	MPEG, DVB, ATSC, ISDB, Chinese, DCII
53506 (Hex: 0xD102)	EVM Warning	
	Description:	EVM
	Applicable Standards:	MPEG, DVB, ATSC, ISDB, Chinese, DCII
53507 (Hex: 0xD103)	BER (Pre Reed Solomon) Warning	
	Description:	BER (Pre Reed Solomon) Warning
	Applicable Standards:	MPEG, DVB, ATSC, ISDB, Chinese, DCII
53508 (Hex: 0xD104)	BER (Pre-Viterbi) Warning	
	Description:	BER (Pre-Viterbi) Warning
	Applicable Standards:	MPEG, DVB, ATSC, ISDB, Chinese, DCII

53509 (Hex: 0xD105)	BER (Post Reed Solomon) Warning	
	Description:	BER (Post Reed Solomon) Warning
	Applicable Standards:	MPEG, DVB, ATSC, ISDB, Chinese, DCII
53511 (Hex: 0xD107)	Power Warning	
	Description:	Power Warning
	Applicable Standards:	MPEG, DVB, ATSC, ISDB, Chinese, DCII
53512 (Hex: 0xD108)	SNR Warning	
	Description:	SNR Warning
	Applicable Standards:	MPEG, DVB, ATSC, ISDB, Chinese, DCII
53513 (Hex: 0xD109)	CNR Warning	
	Description:	CNR Warning
	Applicable Standards:	MPEG, DVB, ATSC, ISDB, Chinese, DCII
53514 (Hex: 0xD10A)	Carrier Offset Warning	
	Description:	Carrier Offset Warning
	Applicable Standards:	MPEG, DVB, ATSC, ISDB, Chinese, DCII

Test Name to Event Identity

Table 2–1 provides a cross-reference between the test name and the associated event identity (in decimal and hexadecimal format).

Table 2–1: Test name to event identity

Test Name	Event Identity (Decimal)	Event Identity (Hexadecimal)
	14375	0x3827
1.1 Sync Loss	12305	0x3011
1.2 Sync Byte	12306	0x3012
1.3 PAT (Scrambling)	12546	0x3102
1.3 PAT (Table ID)	12545	0x3101
1.3 PAT (Timer)	12544	0x3100
1.3a PAT	12312	0x3018
1.4 Continuity	12308	0x3014
1.4 Continuity	12594	0x3132
1.5 PMT (Scrambling)	12548	0x3104
1.5 PMT (Timer)	12640	0x3160
1.5 PMT (Timer)	12547	0x3103
1.5a PMT	28672	0x7000
1.5a PMT	12313	0x3019
1.6 PID	12310	0x3016
1.6 PID	12311	0x3017
2.1 Transport	12321	0x3021
2.2 CRC	12322	0x3022
2.3a PCR Repetition	12567	0x3117
2.3a PCR Repetition	12624	0x3150
2.3b PCR Discontinuity Indicator	12568	0x3118
2.3b PCR Discontinuity Indicator	12625	0x3151
2.4 PCR Accuracy	12328	0x3028
2.4 PCR Accuracy	12324	0x3024
2.5 PTS	14120	0x3728
2.5 PTS	12325	0x3025
2.6 CAT	12326	0x3026

Table 2-1: Test name to event identity (Cont.)

Test Name	Event Identity (Decimal)	Event Identity (Hexadecimal)
3.1 NIT (Table ID)	12553	0x3109
3.1a NIT Actual	12608	0x3140
3.1b NIT Other	14088	0x3708
3.2 SI Repetition	12338	0x3032
3.4a Unref PID	12346	0x303A
3.4a Unref PID	12347	0x303B
3.5 SDT (Table ID)	12550	0x3106
3.5a SDT Actual	12610	0x3142
3.5b SDT Other	14094	0x370E
3.6 EIT (Table ID)	12561	0x3111
3.6a EIT Actual	12611	0x3143
3.6b EIT Other	12612	0x3144
3.6c EIT PF	13107	0x3333
3.7 RST	12343	0x3037
3.8 TDT	12344	0x3038
3.8 TDT (Table ID)	12563	0x3113
A/53 Prog P'digm	13088	0x3320
A/65 Base PID	12808	0x3208
A/65 EIT	12804	0x3204
A/65 ETT	12806	0x3206
A/65 MGT	12801	0x3201
A/65 MGT (Timer)	12817	0x3211
A/65 RRT	12803	0x3203
A/65 RRT (Timer)	12819	0x3213
A/65 STT	12802	0x3202
A/65 STT (Timer)	12818	0x3212
A/65 VCT	12805	0x3205
A/65 VCT (Timer)	12816	0x3210
A53 non-AC3 Audio	14432	0x3860
Any Box Error	4096	0x1000
Any DPI/SIT Errors	14378	0x382A
Any DPI/SIT Information	49180	0xC01C
Any Program Error	8200	0x2008
Any Stream Error	8192	0x2000

Table 2-1: Test name to event identity (Cont.)

Test Name	Event Identity (Decimal)	Event Identity (Hexadecimal)
Any Table Syntax	13600	0x3520
BAT Max Subtable Reptn Int	14113	0x3721
BAT Min Sect Reptn Int	14112	0x3720
BAT Syntax	13572	0x3504
Battery	4610	0x1202
BER (Post Reed Solomon)	53253	0xD005
BER (Post Reed Solomon) Warning	53509	0xD105
BER (Pre Reed Solomon)	53251	0xD003
BER (Pre Reed Solomon) Warning	53507	0xD103
BER (Pre-Viterbi)	53252	0xD004
BER (Pre-Viterbi) Warning	53508	0xD104
BIT	14193	0x3771
BIT (Table ID)	14209	0x3781
BIT Max Subtable Reptn Int	14179	0x3763
BIT Min Section Reptn Int	14178	0x3762
BIT Syntax	14226	0x3792
Carrier Offset	53258	0xD00A
Carrier Offset Warning	53514	0xD10A
CAT max subtable RI	12565	0x3115
CAT Scrambling	12564	0x3114
CAT Syntax	13570	0x3502
CAT Table Id	12551	0x3107
CAT Timer	14683	0x395B
CDT	14199	0x3777
CDT Max Subtable Reptn Int	14198	0x3776
CDT Min Sect Reptn Int	14197	0x3775
CDT Syntax	14233	0x3799
CNR	53257	0xD009
CNR Warning	53513	0xD109
Corrupt Packet	53259	0xD00B
DCCSCT Syntax	13585	0x3511
DCCT Syntax	13584	0x3510
DII download completion	14606	0x390E
DII max RI	14604	0x390C

Table 2-1: Test name to event identity (Cont.)

Test Name	Event Identity (Decimal)	Event Identity (Hexadecimal)
DII min RI	14600	0x3908
DII Timeout	14597	0x3905
Discontinuity	12595	0x3133
Discontinuity	12593	0x3131
DIT	12588	0x312C
DIT (Table ID)	12582	0x3126
DIT Syntax	13599	0x351F
DPI/SIT Any information events	49181	0xC01D
DPI/SIT Cancel	49176	0xC018
DPI/SIT Component Splice	49179	0xC01B
DPI/SIT Eryption failure	14373	0x3825
DPI/SIT Max repetition rate error	14377	0x3829
DPI/SIT Missing	14374	0x3826
DPI/SIT Multi PID Test	14372	0x3824
DPI/SIT Program Splice	49178	0xC01A
DPI/SIT Single PID test	14371	0x3823
DPI/SIT Splice	49177	0xC019
DPI/SIT Syntax error	14376	0x3828
Dropped Packet	53260	0xD00C
DSMCC DDB	12591	0x312F
DSMCC DDB Max Subtable Reptn Int	14188	0x376C
DSM-CC error	14608	0x3910
DSMCC UN	12590	0x312E
DSMCC UN Max Subtable Reptn Int	14186	0x376A
EIT	12342	0x3036
EIT Actual F Max Sect Reptn Int	14098	0x3712
EIT Actual F Timer	14676	0x3954
EIT Actual P Max Sect Reptn Int	14097	0x3711
EIT Actual P Timer	14675	0x3953
EIT Actual PF Max Subtable Reptn Int	14096	0x3710
EIT Actual PF Min Any Section Reptn Int	14679	0x3957
EIT Actual PF Min Sect Reptn Int	14095	0x370F
EIT Actual PF Missing	14163	0x3753
EIT Actual Sched Max Subtable Reptn Int	14104	0x3718

Table 2-1: Test name to event identity (Cont.)

Test Name	Event Identity (Decimal)	Event Identity (Hexadecimal)
EIT Actual Sched Min Sect Reptn Int	14103	0x3717
EIT Err Timer	12560	0x3110
EIT Other F Max Sect Reptn Int	14102	0x3716
EIT Other P Max Sect Reptn Int	14101	0x3715
EIT Other PF Max Subtable Reptn Int	14100	0x3714
EIT Other PF Min Sect Reptn Int	14099	0x3713
EIT Other Sched Max Subtable Reptn Int	14106	0x371A
EIT Other Sched Min Sect Reptn Int	14105	0x3719
EIT PF Presence Error	12370	0x3052
EIT Syntax	13574	0x3506
EIT-0,1,2,3 Max Sect Reptn Int	14119	0x3727
EIT-0,1,2,3 Missing	14169	0x3759
EIT-k Syntax	13581	0x350D
ETT Syntax	13583	0x350F
EventID_0x3902	14594	0x3902
EventID_0x3903	14595	0x3903
EVID_ALARM_RESET	4355	0x1103
EVID_ANY_ALARM_ON	16	0x10
EVID_ANY_ERR	0	0x0
EVID_ANY_PID_ERR	8199	0x2007
EVID_ASSERTION	4613	0x1205
EVID_ATSCEIT0123_MAX_INSTANCE_RI	14118	0x3726
EVID_BOX_CONFIG	4611	0x1203
EVID_BOX_TIME_SET	4631	0x1217
EVID_CDT_ERR_TABLE_ID	14211	0x3783
EVID_CLEAR_LOG	4357	0x1105
EVID_CONTINUITY_COUNT_ERROR	12592	0x3130
EVID_DCVOLTAGE test change	4101	0x1005
EVID_EVENT_RESET	4356	0x1104
EVID_FIRMWARE_UPLOAD	4615	0x1207
EVID_FLOPPY_DISK	4099	0x1003
EVID_FRONT_PANEL_ITEM	4629	0x1215
EVID_GLOBAL_MMODE	20481	0x5001
EVID_HARD_DISK	4098	0x1002

Table 2-1: Test name to event identity (Cont.)

Test Name	Event Identity (Decimal)	Event Identity (Hexadecimal)
EVID_INDIVIDUAL_ATSCEIT0123_MAX_INSTANCE_RI	14144	0x3740
EVID_INDIVIDUAL_BAT_MAX_SUBTABLE_RI	14143	0x373F
EVID_INDIVIDUAL_BAT_MIN_SECTION_RI	14142	0x373E
EVID_INDIVIDUAL_BIT_MAX_SUBTABLE_RI	14148	0x3744
EVID_INDIVIDUAL_BIT_MIN_SECTION_RI	14147	0x3743
EVID_INDIVIDUAL_CDT_MAX_SUBTABLE_RI	14157	0x374D
EVID_INDIVIDUAL_CDT_MIN_SECTION_RI	14158	0x374E
EVID_INDIVIDUAL_DSMCC_DDB_MAX_SUBTABLE_RI	14187	0x376B
EVID_INDIVIDUAL_DSMCC_UN_MAX_SUBTABLE_RI	14189	0x376D
EVID_INDIVIDUAL_DVBEIT_ACTUAL_PF_MAX_SUBTABLE_RI	14132	0x3734
EVID_INDIVIDUAL_DVBEIT_ACTUAL_PF_MIN_SECTION_RI	14131	0x3733
EVID_INDIVIDUAL_DVBEIT_ACTUAL_S_MAX_SUBTABLE_RI	14136	0x3738
EVID_INDIVIDUAL_DVBEIT_ACTUAL_S_MIN_SECTION_RI	14135	0x3737
EVID_INDIVIDUAL_DVBEIT_OTHER_PF_MAX_SUBTABLE_RI	14134	0x3736
EVID_INDIVIDUAL_DVBEIT_OTHER_PF_MIN_SECTION_RI	14133	0x3735
EVID_INDIVIDUAL_DVBEIT_OTHER_S_MAX_SUBTABLE_RI	14138	0x373A
EVID_INDIVIDUAL_DVBEIT_OTHER_S_MIN_SECTION_RI	14137	0x3739
EVID_INDIVIDUAL_DVBEIT_PF_PRESENCE	12369	0x3051
EVID_INDIVIDUAL_HEIT_BASIC_SCD_AUDIO_MAX_RI_BASE	14295	0x37D7
EVID_INDIVIDUAL_HEIT_BASIC_SCD_AUDIO_MAX_RI_CYC1	14292	0x37D4
EVID_INDIVIDUAL_HEIT_BASIC_SCD_AUDIO_MAX_RI_CYC2	14293	0x37D5
EVID_INDIVIDUAL_HEIT_BASIC_SCD_AUDIO_MAX_RI_CYC3	14294	0x37D6
EVID_INDIVIDUAL_HEIT_BASIC_SCD_DATA_MAX_RI_BASE	14299	0x37DB
EVID_INDIVIDUAL_HEIT_BASIC_SCD_DATA_MAX_RI_CYC1	14296	0x37D8
EVID_INDIVIDUAL_HEIT_BASIC_SCD_DATA_MAX_RI_CYC2	14297	0x37D9
EVID_INDIVIDUAL_HEIT_BASIC_SCD_DATA_MAX_RI_CYC3	14298	0x37DA
EVID_INDIVIDUAL_HEIT_BASIC_SCD_TV_MAX_RI_BASE	14291	0x37D3
EVID_INDIVIDUAL_HEIT_BASIC_SCD_TV_MAX_RI_CYC1	14288	0x37D0
EVID_INDIVIDUAL_HEIT_BASIC_SCD_TV_MAX_RI_CYC2	14289	0x37D1
EVID_INDIVIDUAL_HEIT_BASIC_SCD_TV_MAX_RI_CYC3	14290	0x37D2
EVID_INDIVIDUAL_HEIT_EXT_SCD_AUDIO_MAX_RI_BASE	14307	0x37E3
EVID_INDIVIDUAL_HEIT_EXT_SCD_AUDIO_MAX_RI_CYC1	14304	0x37E0
EVID_INDIVIDUAL_HEIT_EXT_SCD_AUDIO_MAX_RI_CYC2	14305	0x37E1
EVID_INDIVIDUAL_HEIT_EXT_SCD_AUDIO_MAX_RI_CYC3	14306	0x37E2

Table 2-1: Test name to event identity (Cont.)

Test Name	Event Identity (Decimal)	Event Identity (Hexadecimal)
EVID_INDIVIDUAL_HEIT_EXT_SCD_DATA_MAX_RI_BASE	14311	0x37E7
EVID_INDIVIDUAL_HEIT_EXT_SCD_DATA_MAX_RI_CYC1	14308	0x37E4
EVID_INDIVIDUAL_HEIT_EXT_SCD_DATA_MAX_RI_CYC2	14309	0x37E5
EVID_INDIVIDUAL_HEIT_EXT_SCD_DATA_MAX_RI_CYC3	14310	0x37E6
EVID_INDIVIDUAL_HEIT_EXT_SCD_TV_MAX_RI_BASE	14303	0x37DF
EVID_INDIVIDUAL_HEIT_EXT_SCD_TV_MAX_RI_CYC1	14300	0x37DC
EVID_INDIVIDUAL_HEIT_EXT_SCD_TV_MAX_RI_CYC2	14301	0x37DD
EVID_INDIVIDUAL_HEIT_EXT_SCD_TV_MAX_RI_CYC3	14302	0x37DE
EVID_INDIVIDUAL_HSDTT_MAX_SUBTABLE_RI	14315	0x37EB
EVID_INDIVIDUAL_HSDTT_MIN_SECTION_RI	14314	0x37EA
EVID_INDIVIDUAL_LDT_MAX_SUBTABLE_RI	14154	0x374A
EVID_INDIVIDUAL_LDT_MIN_SECTION_RI	14153	0x3749
EVID_INDIVIDUAL_LEIT_MAX_SUBTABLE_RI	14171	0x375B
EVID_INDIVIDUAL_LEIT_MIN_SECTION_RI	14201	0x3779
EVID_INDIVIDUAL_LSDTT_MAX_SUBTABLE_RI	14319	0x37EF
EVID_INDIVIDUAL_LSDTT_MIN_SECTION_RI	14318	0x37EE
EVID_INDIVIDUAL_MEIT_MAX_SUBTABLE_RI	14170	0x375A
EVID_INDIVIDUAL_MEIT_MIN_SECTION_RI	14191	0x376F
EVID_INDIVIDUAL_NBIT_LINK_INFO_MAX_SUBTABLE_RI	14152	0x3748
EVID_INDIVIDUAL_NBIT_LINK_INFO_MIN_SECTION_RI	14151	0x3747
EVID_INDIVIDUAL_NBIT_MAX_SUBTABLE_RI	14150	0x3746
EVID_INDIVIDUAL_NBIT_MIN_SECTION_RI	14149	0x3745
EVID_INDIVIDUAL_NIT_ACTUAL_MAX_SUBTABLE_RI	14122	0x372A
EVID_INDIVIDUAL_NIT_ACTUAL_MIN_SECTION_RI	14121	0x3729
EVID_INDIVIDUAL_NIT_OTHER_MAX_SECTION_RI	14125	0x372D
EVID_INDIVIDUAL_NIT_OTHER_MAX_SUBTABLE_RI	14124	0x372C
EVID_INDIVIDUAL_NIT_OTHER_MIN_SECTION_RI	14123	0x372B
EVID_INDIVIDUAL_PCR_ERR	12327	0x3027
EVID_INDIVIDUAL_RST_MIN_SECTION_RI	14139	0x373B
EVID_INDIVIDUAL_SDT_ACTUAL_MAX_SUBTABLE_RI	14127	0x372F
EVID_INDIVIDUAL_SDT_ACTUAL_MIN_SECTION_RI	14126	0x372E
EVID_INDIVIDUAL_SDT_OTHER_MAX_SECTION_RI	14130	0x3732
EVID_INDIVIDUAL_SDT_OTHER_MAX_SUBTABLE_RI	14129	0x3731
EVID_INDIVIDUAL_SDT_OTHER_MIN_SECTION_RI	14128	0x3730

Table 2-1: Test name to event identity (Cont.)

Test Name	Event Identity (Decimal)	Event Identity (Hexadecimal)
EVID_INDIVIDUAL_SDTT_MAX_SUBTABLE_RI	14146	0x3742
EVID_INDIVIDUAL_SDTT_MIN_SECTION_RI	14145	0x3741
EVID_INDIVIDUAL_TDT_MIN_SECTION_RI	14140	0x373C
EVID_INDIVIDUAL_TEMPLATE_RATING_ERR	25345	0x6301
EVID_INDIVIDUAL_TOT_MIN_SECTION_RI	14141	0x373D
EVID_INDIVIDUAL_VCT_MAX_SUBTABLE_RI	14155	0x374B
EVID_INTERFACE_FIRMWARE	4612	0x1204
EVID_ISDBT_INDIVIDUAL_NIT_EIT_CONSISTENCY	14251	0x37AB
EVID_ISDBT_INDIVIDUAL_SDT_EIT_CONSISTENCY	14248	0x37A8
EVID_ISDBT_NIT_SDT_SERVICE_CONSISTENCY	14249	0x37A9
EVID_ISDBT_TSP_ERROR	14256	0x37B0
EVID_LDT_MAX_SUBTABLE_RI	14185	0x3769
EVID_LDT_MIN_SECTION_RI	14184	0x3768
EVID_LOGIC	4617	0x1209
EVID_MINUS_FIVE_VOLTS	4130	0x1022
EVID_MINUS_TWELVE_VOLTS	4131	0x1023
EVID_MISC_HARDWARE	4624	0x1210
EVID_NBIT_LINK_INFO_MAX_SUBTABLE_RI	14183	0x3767
EVID_NBIT_LINK_INFO_MIN_SECTION_RI	14182	0x3766
EVID_NBIT_MAX_SUBTABLE_RI	14181	0x3765
EVID_NBIT_MIN_SECTION_RI	14180	0x3764
EVID_NETWORK	4616	0x1208
EVID_PIDGROUP_OCC_LIM	8195	0x2003
EVID_PLUS_FIVE_VOLTS	4128	0x1020
EVID_PLUS_TWELVE_VOLTS	4129	0x1021
EVID_RECORDING_COMPLETE	45312	0xB100
EVID_RF_BER_POST_RS	14345	0x3809
EVID_RF_BER_POST_RS_DRIFT	14346	0x380A
EVID_RF_BER_PRE_RS	14341	0x3805
EVID_RF_BER_PRE_RS_DRIFT	14342	0x3806
EVID_RF_BER_PRE_VITERBI	14343	0x3807
EVID_RF_BER_PRE_VITERBI_DRIFT	14344	0x3808
EVID_RF_CARRIER_OFFSET	14356	0x3814
EVID_RF_CARRIER_OFFSET_DRIFT	14357	0x3815

Table 2-1: Test name to event identity (Cont.)

Test Name	Event Identity (Decimal)	Event Identity (Hexadecimal)
EVID_RF_CNR	14354	0x3812
EVID_RF_CNR_DRIFT	14355	0x3813
EVID_RF_EVM	14339	0x3803
EVID_RF_EVM_DRIFT	14340	0x3804
EVID_RF_LOCK	14336	0x3800
EVID_RF_MER	14337	0x3801
EVID_RF_MER_DRIFT	14338	0x3802
EVID_RF_POWER_DRIFT	14351	0x380F
EVID_RF_POWER_HIGH	14349	0x380D
EVID_RF_POWER_LOW	14350	0x380E
EVID_RF_SNR	14352	0x3810
EVID_RF_SNR_DRIFT	14353	0x3811
EVID_RF_TEF	14347	0x380B
EVID_RF_TEF_DRIFT	14348	0x380C
EVID_SCHEDULER	45072	0xB010
EVID_STREAM_CONFIG	45056	0xB000
EVID_STREAM_MISC_ERR	8450	0x2102
EVID_STREAM_MISC_INF	8448	0x2100
EVID_STREAM_MISC_WARN	8449	0x2101
EVID_SV_DEBUG	4608	0x1200
EVID_SV_INIT_FAIL	4354	0x1102
EVID_SV_START	4352	0x1100
EVID_SV_STOP	4353	0x1101
EVID_SYNTAX_ERT	14231	0x3797
EVID_SYNTAX_ITT	14232	0x3798
EVID_SYNTAX_LDT	14229	0x3795
EVID_SYNTAX_LIT	14230	0x3796
EVID_SYNTAX_NBIT	14227	0x3793
EVID_SYNTAX_NBIT_LINK_INFO	14228	0x3794
EVID_SYNTAX_PCAT	14224	0x3790
EVID_TEMPLATE_MATCH	13056	0x3300
EVID_TIME_SET	49152	0xC000
EVID_TRAPS_THROTTLED	20996	0x5204
EVID_TS_SYNC_STATE	12368	0x3050

Table 2-1: Test name to event identity (Cont.)

Test Name	Event Identity (Decimal)	Event Identity (Hexadecimal)
EVIDANY_INDIVIDUAL_ERROR	12580	0x3124
EVIDDCCSCT_MAX_SECTION_RI	14159	0x374F
EVIDDCCCT_MAX_SUBTABLE_RI	14200	0x3778
EVIDECM_ERR	8198	0x2006
EVIDISDBT_IIP_MIN_RI	14274	0x37C2
EVIDLDT_ERR	14196	0x3774
EVIDNBIT_ERR	14194	0x3772
EVIDNBIT_LINK_INFO_ERR	14195	0x3773
EVIDPID_DSMCC_DDB_MAX_SUBTABLE_RI	14190	0x376E
EVM	53250	0xD002
EVM Warning	53506	0xD102
Fan 1	4160	0x1040
Fan 2	4161	0x1041
Fan 3	4162	0x1042
Fan 4	4163	0x1043
Fan Monitor	4164	0x1044
Fan State	4097	0x1001
Front Panel	4628	0x1214
H-EIT	12583	0x3127
H-EIT (Table ID)	12570	0x311A
H-EIT basic schedule max subtable RI for audio	14262	0x37B6
H-EIT basic schedule max subtable RI for data	14263	0x37B7
H-EIT basic schedule max subtable RI for TV	14261	0x37B5
H-EIT Basic Schedule Syntax	13596	0x351C
H-EIT extended schedule max subtable RI for audio	14265	0x37B9
H-EIT extended schedule max subtable RI for data	14266	0x37BA
H-EIT extended schedule max subtable RI for TV	14264	0x37B8
H-EIT Extended Schedule Syntax	13597	0x351D
HEIT Schedule	14333	0x37FD
H-EIT Syntax	13593	0x3519
H-SDTT	12586	0x312A
H-SDTT (Table ID)	12574	0x311E
I2C	4609	0x1201
Ind DII completion	14607	0x390F

Table 2-1: Test name to event identity (Cont.)

Test Name	Event Identity (Decimal)	Event Identity (Hexadecimal)
Ind DII max repetition error	14605	0x390D
Ind DII min repetition error	14601	0x3909
IP Errored Rate	36867	0x9003
IP packet interarrival time	36871	0x9007
IP Session Dropped	36872	0x9008
ISBBT NIT/EIT Consistency	14250	0x37AA
ISDB Tests	14328	0x37F8
ISDBT Any IIP CRC	14260	0x37B4
ISDBT EIT Type Content Check	14245	0x37A5
ISDBT EIT Unique Event Id	14246	0x37A6
ISDBT Guard Interval Consistency	14234	0x379A
ISDBT IIP Branching	14273	0x37C1
ISDBT IIP MCCI CRC	14258	0x37B2
ISDBT IIP Partial Reception Flag Set	49183	0xC01F
ISDBT IIP SFN Sync CRC	14259	0x37B3
ISDBT Max Partial Reception Services Error	14276	0x37C4
ISDBT Mode/Guard Interval Validation	14238	0x379E
ISDBT Modulation Consistency	14237	0x379D
ISDBT Modulation/Error Compensation Validation	14240	0x37A0
ISDBT NIT Service List Consistency	14242	0x37A2
ISDBT NIT Terrestrial Delivery Validation	14241	0x37A1
ISDBT NIT/PMT Consistency	14277	0x37C5
ISDBT NIT/SDT Consistency	14257	0x37B1
ISDBT Partial Reception Consistency	14236	0x379C
ISDBT Partial Reception Service ID Check	14278	0x37C6
ISDBT Partial Reception/TS Information Consistency	14243	0x37A3
ISDBT SDT/EIT Consistency	14247	0x37A7
ISDBT Time Interleaving Validation	14239	0x379F
ISDBT TMCC Id Error	14275	0x37C3
ISDBT Transmission Mode Consistency	14235	0x379B
L-EIT	12585	0x3129
L-EIT (Table ID)	12572	0x311C
L-EIT Max Subtable Reptn Int	14174	0x375E
L-EIT Min Sect Reptn Int	14175	0x375F

Table 2-1: Test name to event identity (Cont.)

Test Name	Event Identity (Decimal)	Event Identity (Hexadecimal)
L-EIT Syntax	13595	0x351B
Local Temperature	4144	0x1030
L-SDTT	12587	0x312B
L-SDTT (Table ID)	12573	0x311D
LTC Clock	4625	0x1211
M-EIT	12584	0x3128
M-EIT (Table ID)	12571	0x311B
M-EIT Max Subtable Reptn Int	14172	0x375C
M-EIT Min Sect Reptn Int	14173	0x375D
M-EIT Syntax	13594	0x351A
MER	53249	0xD001
MER Warning	53505	0xD101
MGT Missing	14165	0x3755
MGT Syntax	13578	0x350A
MGT/EIT-k presence	12848	0x3230
Miscellaneous	14329	0x37F9
MPEG Continuity Count Error	37121	0x9101
MPEG Sync Byte Error	37122	0x9102
MPEG Sync Loss Error	37123	0x9103
NBIT (Table ID)	14210	0x3782
Network Clock	4626	0x1212
NIM Message Missing	14386	0x3832
NIM Syntax	13589	0x3515
NIT	12337	0x3031
NIT Actual Max Section Reptn Int	14085	0x3705
NIT Actual Max Subtable Reptn Int	14084	0x3704
NIT Actual Min Any Section Reptn Int	14677	0x3955
NIT Actual Min Section Reptn Int	14083	0x3703
NIT Actual Missing	14161	0x3751
NIT Actual Timer	14673	0x3951
NIT Err Timer	12552	0x3108
NIT Other Max Subtable Reptn Int	14087	0x3707
NIT Other Min Section Reptn Int	14086	0x3706
NIT Syntax	13571	0x3503

Table 2-1: Test name to event identity (Cont.)

Test Name	Event Identity (Decimal)	Event Identity (Hexadecimal)
NTM Message Missing	14387	0x3833
NTM Syntax	13590	0x3516
Other	14322	0x37F2
Out of Order Packet	53262	0xD00E
PAT max section RI	14672	0x3950
PAT Missing	14160	0x3750
PAT Syntax	13568	0x3500
PAT/PMT Consistency	13104	0x3330
PAT/SDT Consistency	13105	0x3331
PAT/VCT consistency	13106	0x3332
PCR	12323	0x3023
PCR Drift Rate (PCR_DR)	12357	0x3045
PCR Drift Rate (PCR_DR)	12354	0x3042
PCR Frequency Offset (PCR_FO)	12356	0x3044
PCR Frequency Offset (PCR_FO)	12353	0x3041
PCR Overall Jitter (PCR_OJ)	12355	0x3043
PCR Overall Jitter (PCR_OJ)	12352	0x3040
PID Bit Rate Variability	8209	0x2011
PID Bit Rate Variability	8208	0x2010
PID Group Occupancy	8197	0x2005
PID Occupancy	8193	0x2001
PID Occupancy	8196	0x2004
PIM Message Missing	14384	0x3830
PIM Syntax	13587	0x3513
PIT Time	53261	0xD00D
PMT Syntax	13569	0x3501
PNM Message Missing	14385	0x3831
PNM Syntax	13588	0x3514
Polling Channel Change	49194	0xC02A
Polling Channel Change Completed	49197	0xC02D
Polling Channel Change Soon	49196	0xC02C
Polling Stopped	49195	0xC02B
Power	53255	0xD007
Power Warning	53511	0xD107

Table 2-1: Test name to event identity (Cont.)

Test Name	Event Identity (Decimal)	Event Identity (Hexadecimal)
Priority 1	14323	0x37F3
Priority 2	14324	0x37F4
Priority 3	14325	0x37F5
Processing Overwhelmed	20994	0x5202
Processing Strained	20993	0x5201
Prog Occupancy	12345	0x3039
Program Information	49153	0xC001
Program Information	14244	0x37A4
Program Occupancy	8194	0x2002
PTS/DTS Syntax Error	12372	0x3054
Real Time Clock	4614	0x1206
Remote Temperature	4145	0x1031
RF dropped packet drift limit error	14419	0x3853
RF dropped packet drift limit warning	49187	0xC023
RF dropped packet limit error	14418	0x3852
RF dropped packet limit warning	49186	0xC022
RF errored packet drift limit error	14417	0x3851
RF errored packet drift limit warning	49185	0xC021
RF errored packet limit error	14416	0x3850
RF errored packet limit warning	49184	0xC020
RF Metric Errors	14358	0x3816
RF Metric Warnings	49182	0xC01E
RF Metric Warnings	49175	0xC017
RF Out of order packet drift limit error	14423	0x3857
RF Out of order packet drift limit warning	49191	0xC027
RF Out of order packet limit error	14422	0x3856
RF Out of order packet limit warning	49190	0xC026
RF Packet interval time drift limit error	14421	0x3855
RF Packet interval time drift limit warning	49189	0xC025
RF Packet interval time limit error	14420	0x3854
RF Packet interval time limit warning	49188	0xC024
RF_BER_POST_RS_DRIFT_W	49163	0xC00B
RF_BER_POST_RS_W	49162	0xC00A
RF_BER_PRE_RS_DRIFT_W	49159	0xC007

Table 2-1: Test name to event identity (Cont.)

Test Name	Event Identity (Decimal)	Event Identity (Hexadecimal)
RF_BER_PRE_RS_W	49158	0xC006
RF_BER_PRE_VITERBI_DRIFT_W	49161	0xC009
RF_BER_PRE_VITERBI_W	49160	0xC008
RF_CARRIER_OFFSET_DRIFT_W	49174	0xC016
RF_CARRIER_OFFSET_W	49173	0xC015
RF_CNR_DRIFT_W	49172	0xC014
RF_CNR_W	49171	0xC013
RF_EVM_DRIFT_W	49157	0xC005
RF_EVM_W	49156	0xC004
RF_MER_DRIFT_W	49155	0xC003
RF_MER_W	49154	0xC002
RF_POWER_DRIFT_W	49168	0xC010
RF_POWER_HIGH_W	49166	0xC00E
RF_POWER_LOW_W	49167	0xC00F
RF_SNR_DRIFT_W	49170	0xC012
RF_SNR_W	49169	0xC011
RF_TEF_DRIFT_W	49165	0xC00D
RF_TEF_W	49164	0xC00C
RRT Missing	14167	0x3757
RRT Syntax	13579	0x350B
RST (Table ID)	12576	0x3120
RST Min Any Sect Reptn Int	14681	0x3959
RST Min Sect Reptn Int	14107	0x371B
RST Syntax	13577	0x3509
RTP Lost Rate	36870	0x9006
RTP Out Of Order Rate	36869	0x9005
Script Conformance Warning	14593	0x3901
Script Conformance Warning	14335	0x37FF
Script Validation Error	14334	0x37FE
Script Validation Error	14592	0x3900
SDT	12341	0x3035
SDT Actual Max Section Reptn Int	14091	0x370B
SDT Actual Max Subtable Reptn Int	14090	0x370A
SDT Actual Min Any Section Reptn Int	14678	0x3956

Table 2-1: Test name to event identity (Cont.)

Test Name	Event Identity (Decimal)	Event Identity (Hexadecimal)
SDT Actual Min Section Reptn Int	14089	0x3709
SDT Actual Missing	14162	0x3752
SDT Actual Timer	14674	0x3952
SDT Err Timer	12549	0x3105
SDT Other Max Subtable Reptn Int	14093	0x370D
SDT Other Min Section Reptn Int	14092	0x370C
SDT Syntax	13573	0x3505
SDTT	14192	0x3770
SDTT (Table ID)	14208	0x3780
SDTT Max Subtable Reptn Int	14177	0x3761
SDTT Min Sect Reptn Int	14176	0x3760
SDTT Syntax	14225	0x3791
SDTT(H) max subtable RI	14313	0x37E9
SDTT(H) min section RI	14312	0x37E8
SDTT(H) Syntax	14320	0x37F0
SDTT(L) max subtable RI	14317	0x37ED
SDTT(L) min section RI	14316	0x37EC
SDTT(L) Syntax	14321	0x37F1
Service Information Strained	20995	0x5203
Service Log Overflow	20992	0x5200
SFN (Invalid MIP)	13315	0x3403
SFN (No MIP)	13313	0x3401
SFN (Timer)	13316	0x3404
SFN CRC	13331	0x3413
SFN Error	13312	0x3400
SFN MIP Coding	13332	0x3414
SFN MIP Length	13330	0x3412
SFN One MIP per M/F	13328	0x3410
SFN Packet Cout Err	13314	0x3402
SFN Periodicity Consistency	13333	0x3415
SFN Pointer Consistency	13334	0x3416
SFN Repetition	13329	0x3411
SIT	12589	0x312D
SIT (Table ID)	12575	0x311F

Table 2-1: Test name to event identity (Cont.)

Test Name	Event Identity (Decimal)	Event Identity (Hexadecimal)
SIT Syntax	13598	0x351E
SNR	53256	0xD008
SNR Warning	53512	0xD108
STM Message Missing	14389	0x3835
STM Syntax	13592	0x3518
Stream Mmode	20480	0x5000
STT Missing	14168	0x3758
STT Syntax	13582	0x350E
System Card	4630	0x1216
System Card Temperature	4146	0x1032
Table Id Error	14331	0x37FB
Table Tests	14326	0x37F6
TDT max section RI	14682	0x395A
TDT Min Any Sect Reptn Int	14680	0x3958
TDT Min Sect Reptn Int	14108	0x371C
TDT Missing	14164	0x3754
TDT Syntax	13575	0x3507
TDT Timer	12562	0x3112
Temperature	4100	0x1004
Template Header Error	24576	0x6000
Template Master Error	28671	0x6FFF
Template NetID Err	24608	0x6020
Template Orig NetID Err	24624	0x6030
Template Pid CA Err	25104	0x6210
Template PID Constraint Err	25152	0x6240
Template PID Error	25088	0x6200
Template PID Scramble Err	25120	0x6220
Template PID Stream Type Err	25136	0x6230
Template Rating Error	25344	0x6300
Template Rating Guidance Err	25376	0x6320
Template Rating Region Err	25360	0x6310
Template Service Constraint Err	24896	0x6140
Template Service Error	24832	0x6100
Template Service Name Err	24880	0x6130

Table 2-1: Test name to event identity (Cont.)

Test Name	Event Identity (Decimal)	Event Identity (Hexadecimal)
Template Service Number Err	24640	0x6040
Template Service PCR Err	24848	0x6110
Template Service Pid Number Err	24912	0x6150
Template Service Type Err	24864	0x6120
Template TS Err	24592	0x6010
Time Source	4627	0x1213
Timer Error	14332	0x37FC
TOT	12596	0x3134
TOT (Table ID)	12569	0x3119
TOT Max Sect Reptn Int	14111	0x371F
TOT Min Sect Reptn Int	14110	0x371E
TOT Syntax	13576	0x3508
TR 101 290	14327	0x37F7
Transport Stream Occupancy	13824	0x3600
TS Availability	12371	0x3053
VCM Message Missing	14388	0x3834
VCM Syntax	13591	0x3517
VCT Max Sect Reptn Int	14156	0x374C
VCT Missing	14166	0x3756
VCT Syntax	13580	0x350C

Parameter Reference

The following pages list all of the parameters that can be used in the MTM400 configuration file.

Refer to *Example Configuration File* on page 3–6 to view an example configuration file.

General Parameters

The following parameters can be used in all streams.

<MTM400Configuration> </MTM400Configuration>

Description	Container for all MTM400 Configuration settings
Attribute	Name: Configuration file name, for example, Tek Test Config
Child Elements	All elements

<Device> </Device>

Description	Container for device parameters
Path	<MTM400Configuration> → <Device>
Child Elements	<UTCOffset>, <TimeSource>

<UTCOffset> </UTCOffset>

Description	Offset from UTC to local time
Path	<MTM400Configuration> → <Device> → <UTCOffset>
Data Value	Type: Integer Unit: Minutes Range: - 720 to + 720

<TimeSource> </TimeSource>

Description	Set time source Real Time Clock: The MTM400 internal clock. LTC (Longitudinal Time Clock): An analog format time clock often available from a centralized source. SNTP (Simple Network Time Protocol): A UTC-synchronized time clock available over the internet. Appropriate IP addresses of time servers should be available from the System Administrator.
Path	<MTM400Configuration> → <Device> → <TimeSource>
Data Value	Type: Integer Values: 0 = Internal clock 1 = LTC 2 = SNTP

<Streams></Streams>

Description	Container for all Stream settings
Path	<MTM400Configuration> → <Streams>
Child Element	<Stream>

<Stream Number=" " ></Stream>

Description	Container for individual Stream settings
Path	<MTM400Configuration> → <Streams> → <Stream>
Attribute	Number: '1' for MTM400
Child Elements	<PI1>, <LBand>, <QAM>, <Broadcast Standard>, <DvbRegion>, <TmccAcquisition>, <MpeAcquisition>, <ResetEventsOnSyncAcquired>, <MonitorRepetitionRates>, <OS1>, <HoldOffMode>, <TimeStamping>, <!-- Stream Miscellaneous Parameters -->, <!-- Stream Integer Parameters -->, <!-- Stream Interval Parameters -->, <PS56>, <PIDS>, <PIDGroups>, <Events>, <ServiceLog>, <TrapSettings>, <CIPConfiguration>

<PI1></PI1>

Description	Interface selection
Path	<MTM400Configuration> → <Streams> → <Stream> → <PI1>
Data Value	Type: Numeral Values: 0 = ASI 1 = SMPTE 2 = Serializer 1 3 = Serializer 2

<BroadcastStandard></BroadcastStandard>

Description	Broadcast standard selection; MPEG, DVB, ATSC
Path	<MTM400Configuration> → <Streams> → <Stream> → <BroadcastStandard>
Data Value	Type: Numeral Values: 0 = MPEG 1 = DVB 2 = ATSC

<DvbRegion></DvbRegion>

Description	DVB region selection (Only relevant when the DVB <BroadcastStandard> is selected.)
Path	<MTM400Configuration> → <Streams> → <Stream> → <DvbRegion>
Data Value	Type: Integer Values: 0 = DVB 1 = DVB (DTG) 2 = DVB (Nordic) 3 = DVB (Reserved) 4 = DVB (Aus)

<Satellite></Satellite>

Description	Non-DVB standard specialization
Path	<MTM400Configuration> → <Streams> → <Stream> → <Satellite>
Data Value	Type: Numeral Values: 0 = Satellite 1 = Terrestrial 2 = Cable 3 = ISDB-T (Partial Reception)

<TmccAcquisition></TmccAcquisition>

Description	TMCC acquisition enable or disable
Path	<MTM400Configuration> → <Streams> → <Stream> → <TmccAcquisition>
Data Value	Type: Numeral Values: 0 = Disabled 1 = Enabled

<MpeAcquisition></MpeAcquisition>

Description	MPE acquisition enable or disable This parameter must be disabled, that is, set to 0.
Path	<MTM400Configuration> → <Streams> → <Stream> → <MpeAcquisition>
Data Value	Type: Numeral Values: 0 = Disabled 1 = Enabled

<ResetEventsOnSyncAcquired></ResetEventsOnSyncAcquired>

Description	Determines whether alarms for the stream should be reset to green when sync is reacquired after having been lost.
Path	<MTM400Configuration> → <Streams> → <Stream> → <ResetEventsOnSyncAcquired>
Data Value	Type: Numeral Values: 0 = Disable 1 = Enable

<MonitorRepetitionRates></MonitorRepetitionRates>

Description	Monitor Stream repetition rates enable or disable
Path	<MTM400Configuration> → <Streams> → <Stream> → <MonitorRepetitionRates>
Data Value	Type: Numeral Values: 0 = Enable 1 = Disable

<OS1></OS1>

Description	Determines how often PID occupancy bit rate maximum and minimum values are written to the stream log.
Path	<MTM400Configuration> → <Streams> → <Stream> → <OS1>
Data Value	Type: Numeral Unit: s Range: 0 to 60000 Default: 60 s

<HoldoffMode></HoldoffMode>

Description	ISDB Holdoff during PAT/PMT change
Path	<MTM400Configuration> → <Streams> → <Stream> → <HoldoffMode>
Data Value	Type: Numeral Values: 0 = Disable 1 = Enable

<TimeStamping></TimeStamping>

Description	Enable or disable timestamping
Path	<MTM400Configuration> → <Streams> → <Stream> → <TimeStamping>
Data Value	Type: Numeral Values: 0 = Disable 1 = Enable

Interface Parameters**<LBand></LBand>**

Description	Container for all QPSK (L-Band) settings
Path	<MTM400Configuration> → <Streams> → <Stream> → <LBand>
Attribute	Selection: Use the <LBandSettings> Name attribute to indicate which collection of LBand settings should be activated. Update: Indicates that existing settings should be either completely replaced (Absolute) or supplemented (Incremental).
Child Element	<LBandSettings>

<LBandSettings Name=" " >/LBandSettings>

Description	Container for individual QPSK (L-Band) settings
Path	<MTM400Configuration> → <Streams> → <Stream> → <LBand> → <LBandSettings>
Attribute	Name: LBand channel name. For example: LBand Channel 1. Up to 128 L-Band channels can be specified.
Child Elements	<OscillatorFrequency>, <TransponderFrequency>, <PolarVolts>, <SymbolRate>, <ViterbiRate>, <ViterbiRateAuto>, <Tone22K>, <InvertSpectrum>
Data Value	Type: Text Range: Up to 32 characters

<OscillatorFrequency>/OscillatorFrequency>

Description	The Local Oscillator (LO) frequency of the Low Noise Block (LNB) is dependent on the Transponder frequency and must be such that the difference falls within the input range of the receiver. Typically, these values are 10.6 GHz (Hi-Band) and 9.75 GHz (Lo-Band) when converting from KU band. The values are 5.7 GHz (Hi-Band) and 5.15 GHz (Lo-Band) respectively when converting from C-Band. This information should be confirmed for the specific type of LNBs used.
Path	<MTM400Configuration> → <Streams> → <Stream> → <LBand> → <LBandSettings> → <OscillatorFrequency>
Data Value	Type: Numeral Unit: Hz

<TransponderFrequency>/TransponderFrequency>

Description	The IF frequency, which is used to initialize the L-Band Interface card, is calculated as follows: Transponder_Frequency - LO_Frequency. If you want to specify the IF frequency rather than the individual LO and Transponder frequencies, set the <OscillatorFrequency> to a value of 0 (zero) and specify the required IF frequency under this parameter (<Transponder_Frequency>). If the IF frequency is specified, it must be in the range 0.950 GHz to 2.150 GHz; the tuning increment is 125 kHz.
Path	<MTM400Configuration> → <Streams> → <Stream> → <LBand> → <LBandSettings> → <TransponderFrequency>
Data Value	Type: Numeral Unit: Hz

<PolarVolts></PolarVolts>

Description	This parameter selects the polarization by applying 13 V (vertical) or 18 V (horizontal) to the LNB (Low Noise Block). A value of 0 can be used if no voltage is to be applied from this card; the polarization voltage is being supplied from an external source.
Path	<MTM400Configuration> → <Streams> → <Stream> → <LBand> → <LBandSettings> → <PolarVolts>
Data Value	Type: Numeral Values: 0 = 0 V 1 = 13 V 2 = 18 V

<SymbolRate></SymbolRate>

Description	Symbol rate value
Path	<MTM400Configuration> → <Streams> → <Stream> → <LBand> → <LBandSettings> → <SymbolRate>
Data Value	Type: Numeral Unit: Symbol/s Range: 1 to 45 Msymbol/s

<ViterbiRate></ViterbiRate>

Description	This is the harmonic fraction and takes one of the values specified. It may be overwritten if <ViterbiRateAuto> is on.
Path	<MTM400Configuration> → <Streams> → <Stream> → <LBand> → <LBandSettings> → <ViterbiRate>
Data Value	Type: Integer Values: 0 = 1/2 4 = 5/6 1 = 2/3 5 = 6/7 2 = 3/4 7 = 7/8

<ViterbiRateAuto></ViterbiRateAuto>

Description	This flag, values 0 or 1, indicates if the Viterbi Rate will be automatically tracked (0) or not (1).
Path	<MTM400Configuration> → <Streams> → <Stream> → <LBand> → <LBandSettings> → <ViterbiRateAuto>
Data Value	Type: Numeral Values: 0 = Viterbi Rate Auto Off 1 = Viterbi Rate Auto On

<Tone22K></Tone22K>

Description	The <OscillatorFrequency> is selected by applying the 22 kHz tone.
Path	<MTM400Configuration> → <Streams> → <Stream> → <LBand> → <LBandSettings> → <Tone22K>
Data Value	Type: Numeral Values: 0 = Tone 22 kHz Absent (select Hi-Band) 1 = Tone 22 kHz Present (select Lo-Band)

<InvertSpectrum></InvertSpectrum>

Description	Frequency spectrum inversion
Path	<MTM400Configuration> → <Streams> → <Stream> → <LBand> → <LBandSettings> → <InvertSpectrum>
Data Value	Type: Numeral Values: 0 = Invert Spectrum Off 1 = Invert Spectrum On

<QAM></QAM>

Description	Container for all QAM (Annex A) settings
Path	<MTM400Configuration> → <Streams> → <Stream> → <QAM>
Attribute	Selection: Use the <QAMSettings> Name attribute to indicate which collection of QAM settings should be activated. Update: Indicates that existing settings should be either completely replaced (Absolute) or supplemented (Incremental).
Child Element	<QAMSettings>

<QAMSettings Name=" " ></QAMSettings>

Description	Container for individual QAM (Annex A) settings
Path	<MTM400Configuration> → <Streams> → <Stream> → <QAM> → <QAMSettings>
Attribute	QAM channel name. For example: QAM 1. Up to 128 QAM channels can be specified.
Child Element	<Frequency>, <SymbolRate>, <TwoLoFrequency>, <Constellation>, <Inversion>, <LoopBWide>, <AFCwide>, <Troubleshoot>
Data Value	Type: Text Range: Up to 32 characters

<Frequency></Frequency>

Description	QAM Input frequency
Path	<MTM400Configuration> → <Streams> → <Stream> → <QAM> → <QAMSettings> → <Frequency>
Data Value	Type: Numeral Unit: Hz

<SymbolRate></SymbolRate>

Description	Symbol rate value
Path	<MTM400Configuration> → <Streams> → <Stream> → <QAM> → <QAMSettings> → <SymbolRate>
Data Value	Type: Numeral Unit: symbol/s Range: 5 to 7 Msymbol/s

<TwoLoFrequency></TwoLoFrequency>

Description	Equal to the Symbol Rate Value plus 36.125 MHz
Path	<MTM400Configuration> → <Streams> → <Stream> → <QAM> → <QAMSettings> → <TwoLoFrequency>
Data Value	Type: Numeral Range: Hz

<Constellation></Constellation>

Description	Sets the modulation scheme
Path	<MTM400Configuration> → <Streams> → <Stream> → <QAM> → <QAMSettings> → <Constellation>
Data Value	Type: Numeral Values: 0 = Constellation 4 1 = Constellation 16 2 = Constellation 64 3 = Constellation 256

<Inversion></Inversion>

Description	Frequency spectrum inversion
Path	<MTM400Configuration> → <Streams> → <Stream> → <QAM> → <QAMSettings> → <Inversion>
Data Value	Type: Numeral Values: Invert Spectrum Off = 0 Invert Spectrum On = 1

<LoopBWwide></LoopBWwide>

Description	<p>PLL Bandwidth. Modifies the bandwidth of the carrier phase recovery loop, which is responsible for de-rotating the incoming symbols to establish a steady constellation. When disabled (Normal mode), the loop bandwidth is approximately 3 kHz, which gives optimum immunity to noise in the channel for most applications.</p> <p>In some cases, the loop bandwidth may be too narrow to follow the jittered signal, in which case the setting should be enabled (Wide mode). This increases the loop bandwidth to about 10 kHz, which enables the MTM400 to more easily acquire and track a jittered constellation, but makes the demodulator more susceptible to thermal noise.</p>
Path	<MTM400Configuration> → <Streams> → <Stream> → <QAM> → <QAMSettings> → <LoopBWwide>
Data Value	Type: Numeral Values: 0 = Disable 1 = Enable

<AFCwide></AFCwide>

Description	<p>AFC Range. Two carrier recovery ranges are available. When AFCWide is disabled (Normal mode) the range is approximately ± 150 kHz. When AFCWide is enabled (Wide mode) the range is increased to ± 500 kHz. The disabled setting is the default setting and is recommended for most applications.</p>
Path	<MTM400Configuration> → <Streams> → <Stream> → <QAM> → <QAMSettings> → <AFCwide>
Data Value	Type: Numeral Values: 0 = Disable 1 = Enable

<TroubleShoot></TroubleShoot>

Description	<p>When disabled (MPEG mode), the lock condition is declared as ‘No Lock’ if a valid transport stream cannot be detected. This prevents spurious streams from being fed to the MPEG processor for analysis. When enabled (QAM mode), the validity of the MPEG stream is ignored, possibly resulting in spurious MPEG analysis, but allowing lock to be asserted if the QAM receiver front end sees a valid QAM signal. This allows the display of RF data and constellations even if the MPEG data is not valid.</p> <p>In QAM mode, the MTM400 behaves more like a conventional QAM analyzer. MPEG mode is the default setting and is recommended for most applications. The range controls, LoopBWwide (PLL bandwidth) and AFCwide (AFC range), are operable in both MPEG and QAM analysis modes.</p>
Path	<MTM400Configuration> → <Streams> → <Stream> → <QAM> → <QAMSettings> → <TroubleShoot>
Data Value	Type: Numeral Values: 0 = Disable 1 = Enable

Stream Parameters

Table 2–2 shows the parameters associated with streams.

Table 2–2: Stream Parameters

Parameter Identity	Description				
PS1	Measurement interval for overall bit rate				
		Nominal	Maximum	Minimum	Units
		1000	60000	100	ms
PS10	PAT/PMT obsolescence count				
		Nominal	Maximum	Minimum	Units
		25	100	5	integer > 0
PS103	PTS arrival history length				
		Nominal	Maximum	Minimum	Units
		32	80	1	integer > 0
PS105	CAT maximum subtable repetition interval				
		Nominal	Maximum	Minimum	Units
		10000	100000	100	ms

Table 2-2: Stream Parameters (Cont.)

Parameter Identity	Description				
PS106	DSMCC obsolescence count				
		Nominal	Maximum	Minimum	Units
		25	100	5	integer > 0
PS11	PCR accuracy/jitter history length				
		Nominal	Maximum	Minimum	Units
		32	256	1	integer > 0
PS111	SDT/EIT Consistency Timer Interval				
		Nominal	Maximum	Minimum	Units
		100000	300000	1000	ms
PS113	M-EIT maximum repetition interval				
		Nominal	Maximum	Minimum	Units
		7800	30000	100	ms
PS114	L-EIT max repetition interval				
		Nominal	Maximum	Minimum	Units
		7800	30000	100	ms
PS115	M-EIT minimum section repetition interval				
		Nominal	Maximum	Minimum	Units
		0	100	0	ms
PS116	L-EIT minimum section repetition interval				
		Nominal	Maximum	Minimum	Units
		0	100	0	ms
PS117	EIT basic schedule (TV) number of segments in cycle group 1				
		Nominal	Maximum	Minimum	Units
		3	255	0	Integer \geq 0
PS118	EIT basic schedule (TV) number of segments in cycle group 2				
		Nominal	Maximum	Minimum	Units
		13	255	0	Integer \geq 0
PS119	EIT basic schedule (TV) number of segments in cycle group 3				
		Nominal	Maximum	Minimum	Units
		0	255	0	Integer \geq 0

Table 2-2: Stream Parameters (Cont.)

Parameter Identity	Description				
PS120	EIT basic schedule (Sound) number of segments in cycle group 1				
		Nominal	Maximum	Minimum	Units
		0	255	0	Integer \geq 0
PS121	EIT basic schedule (Sound) number of segments in cycle group 2				
		Nominal	Maximum	Minimum	Units
		0	255	0	Integer \geq 0
PS122	EIT basic schedule (Sound) number of segments in cycle group 3				
		Nominal	Maximum	Minimum	Units
		0	255	0	Integer \geq 0
PS123	EIT basic schedule (Data) number of segments in cycle group 1				
		Nominal	Maximum	Minimum	Units
		0	255	0	Integer \geq 0
PS124	EIT basic schedule (Data) number of segments in cycle group 2				
		Nominal	Maximum	Minimum	Units
		0	255	0	Integer \geq 0
PS125	EIT basic schedule (Data) number of segments in cycle group 3				
		Nominal	Maximum	Minimum	Units
		0	255	0	Integer \geq 0
PS126	EIT extended schedule (TV) number of segments in cycle group 1				
		Nominal	Maximum	Minimum	Units
		3	255	0	Integer \geq 0
PS127	EIT extended schedule (TV) number of segments in cycle group 2				
		Nominal	Maximum	Minimum	Units
		0	255	0	Integer \geq 0
	ISDB_T	0	255	0	Integer \geq 0
PS128	EIT extended schedule (TV) number of segments in cycle group 3				
		Nominal	Maximum	Minimum	Units
		0	255	0	Integer \geq 0
PS129	EIT extended schedule (Sound) number of segments in cycle group 1				
		Nominal	Maximum	Minimum	Units
		0	255	0	Integer \geq 0

Table 2-2: Stream Parameters (Cont.)

Parameter Identity	Description				
PS13	CAT present timer				
		Nominal	Maximum	Minimum	Units
		2000	30000	100	ms
PS130	EIT extended schedule (Sound) number of segments in cycle group 2				
		Nominal	Maximum	Minimum	Units
		0	255	0	Integer \geq 0
PS131	EIT extended schedule (Sound) number of segments in cycle group 3				
		Nominal	Maximum	Minimum	Units
		0	255	0	Integer \geq 0
PS132	EIT extended schedule (Data) number of segments in cycle group 1				
		Nominal	Maximum	Minimum	Units
		0	255	0	Integer \geq 0
PS133	EIT extended schedule (Data) number of segments in cycle group 2				
		Nominal	Maximum	Minimum	Units
		0	255	0	Integer \geq 0
PS134	EIT extended schedule (Data) number of segments in cycle group 3				
		Nominal	Maximum	Minimum	Units
		0	255	0	Integer \geq 0
PS135	EIT basic schedule (TV) max basic repetition interval				
		Nominal	Maximum	Minimum	Units
		120000	468000	1000	ms
PS136	EIT basic schedule (TV) max cycle group 1 repetition interval				
		Nominal	Maximum	Minimum	Units
		6000	468000	1000	ms
PS137	EIT basic schedule (TV) max cycle group 2 repetition interval				
		Nominal	Maximum	Minimum	Units
		20000	468000	1000	ms
PS138	EIT basic schedule (TV) max cycle group 3 repetition interval				
		Nominal	Maximum	Minimum	Units
		30000	468000	1000	ms

Table 2-2: Stream Parameters (Cont.)

Parameter Identity	Description				
PS139	EIT basic schedule (Sound) max basic repetition interval				
		Nominal	Maximum	Minimum	Units
		30000	468000	1000	ms
PS14	NIT actual network min section repetition interval				
		Nominal	Maximum	Minimum	Units
		25	100	0	ms
	ISDB_T	0	100	0	ms
PS140	EIT basic schedule (Sound) max cycle group 1 repetition interval				
		Nominal	Maximum	Minimum	Units
		30000	468000	1000	ms
PS141	EIT basic schedule (Sound) max cycle group 2 repetition interval				
		Nominal	Maximum	Minimum	Units
		30000	468000	1000	ms
PS142	EIT basic schedule (Sound) max cycle group 3 repetition interval				
		Nominal	Maximum	Minimum	Units
		30000	468000	1000	ms
PS143	EIT basic schedule (Data) max basic repetition interval				
		Nominal	Maximum	Minimum	Units
		30000	468000	1000	ms
	ISDB_T	120000	468000	1000	ms
PS144	EIT basic schedule (Data) max cycle group 1 repetition interval				
		Nominal	Maximum	Minimum	Units
		30000	468000	1000	ms
	ISDB_T	6000	468000	1000	ms
PS145	EIT basic schedule (Data) max cycle group 2 repetition interval				
		Nominal	Maximum	Minimum	Units
	30000	468000	1000	ms	
PS146	EIT basic schedule (Data) max cycle group 3 repetition interval				
		Nominal	Maximum	Minimum	Units
		30000	468000	1000	ms

Table 2-2: Stream Parameters (Cont.)

Parameter Identity	Description				
PS147	EIT extended schedule (TV) max basic repetition interval				
		Nominal	Maximum	Minimum	Units
		120000	468000	1000	ms
PS148	EIT extended schedule (TV) max cycle group 1 repetition interval				
		Nominal	Maximum	Minimum	Units
		40000	468000	1000	ms
PS149	EIT extended schedule (TV) max cycle group 2 repetition interval				
		Nominal	Maximum	Minimum	Units
		30000	468000	1000	ms
PS15	NIT actual network maximum repetition interval				
		Nominal	Maximum	Minimum	Units
		10000	30000	1000	ms
	ISDB_T	1300	30000	1000	ms
PS150	EIT extended schedule (TV) max cycle group 3 repetition interval				
		Nominal	Maximum	Minimum	Units
		30000	468000	1000	ms
PS151	EIT extended schedule (Sound) max basic repetition interval				
		Nominal	Maximum	Minimum	Units
		30000	468000	1000	ms
PS152	EIT extended schedule (Sound) max cycle group 1 repetition interval				
		Nominal	Maximum	Minimum	Units
		30000	468000	1000	ms
PS153	EIT extended schedule (Sound) max cycle group 2 repetition interval				
		Nominal	Maximum	Minimum	Units
		30000	468000	1000	ms
PS154	EIT extended schedule (Sound) max cycle group 3 repetition interval				
		Nominal	Maximum	Minimum	Units
		30000	468000	1000	ms
PS155	EIT extended schedule (Data) max basic repetition interval				
		Nominal	Maximum	Minimum	Units
		30000	468000	1000	ms
	ISDB_T	120000	468000	1000	ms

Table 2-2: Stream Parameters (Cont.)

Parameter Identity	Description				
PS156	EIT extended schedule (Data) max cycle group 1 repetition interval				
		Nominal	Maximum	Minimum	Units
		30000	468000	1000	ms
	ISDB_T	40000	468000	1000	ms
PS157	EIT extended schedule (Data) max cycle group 2 repetition interval				
		Nominal	Maximum	Minimum	Units
		30000	468000	1000	ms
PS158	EIT extended schedule (Data) max cycle group 3 repetition interval				
		Nominal	Maximum	Minimum	Units
		30000	468000	1000	ms
PS16	NIT actual network obsolescence count				
		Nominal	Maximum	Minimum	Units
		25	100	5	integer > 0
PS160	EIT basic schedule (TV) range				
		Nominal	Maximum	Minimum	Units
		8	32	0	Integer \geq 0
PS161	EIT basic schedule (Sound) range				
		Nominal	Maximum	Minimum	Units
		1	32	0	Integer \geq 0
PS162	EIT basic schedule (Data) range				
		Nominal	Maximum	Minimum	Units
		1	32	0	Integer \geq 0
	ISDB_T	8	32	0	Integer \geq 0
PS163	EIT extended schedule (TV) range				
		Nominal	Maximum	Minimum	Units
		8	32	0	Integer \geq 0
PS164	EIT extended schedule (Sound) range				
		Nominal	Maximum	Minimum	Units
		1	32	0	Integer \geq 0

Table 2-2: Stream Parameters (Cont.)

Parameter Identity	Description				
PS165	EIT extended schedule (Data) range				
		Nominal	Maximum	Minimum	Units
		1	32	0	Integer \geq 0
	ISDB_T	8	32	0	Integer \geq 0
PS166	IIP min repetition interval				
		Nominal	Maximum	Minimum	Units
		1000	100000	50	ms
PS167	EIT 1 max repetition interval				
		Nominal	Maximum	Minimum	Units
		3000	20000	100	ms
PS168	EIT 2/3 max repetition interval				
		Nominal	Maximum	Minimum	Units
		60000	120000	100	ms
PS169	SDTT(H) max repetition interval				
		Nominal	Maximum	Minimum	Units
		234000	400000	1000	ms
	ISDB_T	360000	400000	1000	ms
PS17	NIT other network min section repetition interval				
		Nominal	Maximum	Minimum	Units
		25	100	0	ms
PS170	SDTT(H) min section repetition interval				
		Nominal	Maximum	Minimum	Units
		25	100	0	ms
	ISDB_T	0	100	0	ms
PS171	SDTT(L) max repetition interval				
		Nominal	Maximum	Minimum	Units
		234000	400000	1000	ms
	ISDB_T	360000	400000	1000	ms
PS172	SDTT(L) min section repetition interval				
		Nominal	Maximum	Minimum	Units
		25	100	0	ms
	ISDB_T	0	100	0	ms

Table 2-2: Stream Parameters (Cont.)

Parameter Identity	Description				
PS174	PCR_FO/DR low-pass filter cutoff frequency				
		Nominal	Maximum	Minimum	Units
		10	10000	1	mHz
PS176	Splice information table missing test interval				
		Nominal	Maximum	Minimum	Units
		600000	1200000	1000	ms
PS177	Splice information table max repetition interval				
		Nominal	Maximum	Minimum	Units
		600000	1200000	1000	ms
PS178	PCR trend graph sample period				
		Nominal	Maximum	Minimum	Units
		1000	60000	500	ms
PS179	SDT actual max subtable repetition interval				
		Nominal	Maximum	Minimum	Units
		2000	30000	500	ms
	ISDB_T	2600	30000	500	ms
PS18	NIT other network max repetition interval				
		Nominal	Maximum	Minimum	Units
		10000	30000	1000	ms
PS180	PCR nominal bitrate (0 for use average)				
		Nominal	Maximum	Minimum	Units
		0	214000000	0	Integer ≥ 0
PS181	PCR_OJ/AC high-pass filter cutoff (0 for same as DR/FO filter cutoff)				
		Nominal	Maximum	Minimum	Units
		100	10000	0	mHz
PS184	DII min repetition interval				
		Nominal	Maximum	Minimum	Units
	100	300000	0	ms	
PS185	DII max repetition interval				
		Nominal	Maximum	Minimum	Units
		5000	300000	0	ms

Table 2-2: Stream Parameters (Cont.)

Parameter Identity	Description				
PS186	DII max download completion time				
		Nominal	Maximum	Minimum	Units
		0	1000000	0	ms
PS188	DII default timeout period				
		Nominal	Maximum	Minimum	Units
		0	300000	0	ms
PS189	Allow DII tcDownloadScenario (if present) to override max download completion time				
		Nominal	Maximum	Minimum	Units
		1	1	0	bool
PS19	NIT other network obsolescence count				
		Nominal	Maximum	Minimum	Units
		25	100	5	integer > 0
PS2	Minimum overall bit rate				
		Nominal	Maximum	Minimum	Units
		64000	300000000	64000	bps
PS20	SDT actual minimum section repetition interval				
		Nominal	Maximum	Minimum	Units
		25	100	0	ms
	ISDB_T	0	100	0	ms
PS200	Lock Limit				
		Nominal	Maximum	Minimum	Units
		1	1	0	Integer \geq 0
PS201	MER absolute limit				
		Nominal	Maximum	Minimum	Units
		0	60	0	dB
PS202	MER drift limit				
		Nominal	Maximum	Minimum	Units
		30000	30000	0	mdB/hr
PS203	EVM absolute limit				
		Nominal	Maximum	Minimum	Units
		100	100	1	%

Table 2-2: Stream Parameters (Cont.)

Parameter Identity	Description				
PS204	EVM drift limit				
		Nominal	Maximum	Minimum	Units
		30000	30000	0	m%/hour
PS205	BER Pre RS abs				
		Nominal	Maximum	Minimum	Units
		100000000	100000000	1	per 10e9
PS206	BER pre RS drift				
		Nominal	Maximum	Minimum	Units
	100000000	100000000	1	per 10e9/hr	
PS207	BER PRE Viterbi abs Limit				
		Nominal	Maximum	Minimum	Units
		100000000	100000000	1	per 10e9
PS208	BER pre viterbi drift limit				
		Nominal	Maximum	Minimum	Units
		100000000	100000000	1	per 10e9/hr
PS209	BER post RS abs limit				
		Nominal	Maximum	Minimum	Units
		100000000	100000000	1	per 10e9
PS21	SDT actual maximum repetition interval				
		Nominal	Maximum	Minimum	Units
		2000	30000	500	ms
	ISDB_T	2600	30000	500	ms
PS210	BER Post RS drift limit				
		Nominal	Maximum	Minimum	Units
		100000000	100000000	1	per 10e9/hr
PS211	TEF abs limit				
		Nominal	Maximum	Minimum	Units
		10000000	10000000	0	TEFs/hr
PS212	TEF drift limit				
		Nominal	Maximum	Minimum	Units
		10000000	10000000	0	TEFs/hr/hr

Table 2-2: Stream Parameters (Cont.)

Parameter Identity	Description				
PS213	Power high limit				
		Nominal	Maximum	Minimum	Units
		0	10	-40	dBm
PS214	Power low limit				
		Nominal	Maximum	Minimum	Units
		-120	0	-120	dBm
PS215	Power drift limit				
		Nominal	Maximum	Minimum	Units
		100000	100000	0	mdBm/hr
PS216	SNR limit				
		Nominal	Maximum	Minimum	Units
		0	100	0	dB
PS217	SNR drift				
		Nominal	Maximum	Minimum	Units
		100000	100000	0	mdB/hr
PS218	CNR limit				
		Nominal	Maximum	Minimum	Units
		0	100	0	dB
PS219	CNR drift				
		Nominal	Maximum	Minimum	Units
	100000	100000	0	mdB/hr	
PS22	SDT actual obsolescence count				
		Nominal	Maximum	Minimum	Units
		25	100	5	integer > 0
PS220	Carrier offset limit				
		Nominal	Maximum	Minimum	Units
		1000000	1000000	0	Hz
PS221	Carrier offset drift limit				
		Nominal	Maximum	Minimum	Units
		10000	10000	0	Hz/hr

Table 2-2: Stream Parameters (Cont.)

Parameter Identity	Description				
PS222	MER abs warning limit				
		Nominal	Maximum	Minimum	Units
		0	60	0	dB
PS223	MER drift warning limit				
		Nominal	Maximum	Minimum	Units
		30000	30000	0	mdB/hr
PS224	EVM warning limit				
		Nominal	Maximum	Minimum	Units
		100	100	1	%
PS225	EVM drift warning limit				
		Nominal	Maximum	Minimum	Units
		30000	30000	0	m%/hour
PS226	BER PRE RS warning limit				
		Nominal	Maximum	Minimum	Units
		100000000	100000000	1	per 10e9
PS227	BER PRE RS drift warning				
		Nominal	Maximum	Minimum	Units
		100000000	100000000	1	per 10e9/hr
PS228	BER PRE viterbi warning limit				
		Nominal	Maximum	Minimum	Units
		100000000	100000000	1	per 10e9
PS229	BER PRE viterbi drift warning limit				
		Nominal	Maximum	Minimum	Units
		100000000	100000000	1	per 10e9/hr
PS23	SDT other min section repetition interval				
		Nominal	Maximum	Minimum	Units
		25	100	0	ms
	ISDB_T	0	100	0	ms
PS230	BER POST RS warning limit				
		Nominal	Maximum	Minimum	Units
		100000000	100000000	1	per 10e9

Table 2-2: Stream Parameters (Cont.)

Parameter Identity	Description				
PS231	BER POST RS drift warning limit				
		Nominal	Maximum	Minimum	Units
		100000000	100000000	1	per 10e9/hr
PS232	TEF rate warning limit				
		Nominal	Maximum	Minimum	Units
		10000000	10000000	0	TEFs/hr
PS233	TEF rate drift warning limit				
		Nominal	Maximum	Minimum	Units
		10000000	10000000	0	TEFs/hr/hr
PS234	Power high warning limit				
		Nominal	Maximum	Minimum	Units
		0	10	-40	dBm
PS235	Power low warning limit				
		Nominal	Maximum	Minimum	Units
		-120	0	-120	dBm
PS236	power drift warning limit				
		Nominal	Maximum	Minimum	Units
		100000	100000	0	mdBm/hr
PS237	SNR warning limit				
		Nominal	Maximum	Minimum	Units
		0	100	0	dB
PS238	SNR drift warning limit				
		Nominal	Maximum	Minimum	Units
		100000	100000	0	mdB/hr
PS239	CNR warning limit				
		Nominal	Maximum	Minimum	Units
		0	100	0	dB
PS24	SDT other max repetition interval				
		Nominal	Maximum	Minimum	Units
		10000	30000	1000	ms

Table 2-2: Stream Parameters (Cont.)

Parameter Identity	Description				
PS240	CNR drift warning limit				
		Nominal	Maximum	Minimum	Units
		100000	100000	0	mdB/hr
PS241	Carrier offset warning limit				
		Nominal	Maximum	Minimum	Units
		1000000	1000000	0	Hz
PS242	Carrier offset drift warning limit				
		Nominal	Maximum	Minimum	Units
		10000	10000	0	Hz/hr
PS243	PIM max repetition interval				
		Nominal	Maximum	Minimum	Units
		1500	30000	1000	ms
PS244	PIM obsolescence count				
		Nominal	Maximum	Minimum	Units
		10	100	5	integer > 0
PS245	PNM max repetition interval				
		Nominal	Maximum	Minimum	Units
		1500	30000	1000	ms
PS246	PNM obsolescence count				
		Nominal	Maximum	Minimum	Units
		10	100	5	integer > 0
PS247	NIM max repetition interval				
		Nominal	Maximum	Minimum	Units
		1500	30000	1000	ms
PS248	NIM obsolescence count				
		Nominal	Maximum	Minimum	Units
		10	100	5	integer > 0
PS249	NTM max repetition interval				
		Nominal	Maximum	Minimum	Units
		1500	30000	1000	ms

Table 2-2: Stream Parameters (Cont.)

Parameter Identity	Description				
PS25	SDT other obsolescence count				
		Nominal	Maximum	Minimum	Units
		25	100	5	integer > 0
PS250	NTM obsolescence count				
		Nominal	Maximum	Minimum	Units
		10	100	5	integer > 0
PS251	VCM maximum repetition interval				
		Nominal	Maximum	Minimum	Units
		1500	30000	1000	ms
PS252	VCM obsolescence count				
		Nominal	Maximum	Minimum	Units
		10	100	5	integer > 0
PS253	STM max repetition interval				
		Nominal	Maximum	Minimum	Units
		1500	30000	1000	ms
PS254	STM obsolescence count				
		Nominal	Maximum	Minimum	Units
		10	100	5	integer > 0
PS255	Partial Reception PMT PID #0				
		Nominal	Maximum	Minimum	Units
		8136	8191	0	integer ≥ 0
PS256	Partial Reception PMT PID #1				
		Nominal	Maximum	Minimum	Units
		8137	8191	0	integer ≥ 0
PS257	Partial Reception PMT PID #2				
		Nominal	Maximum	Minimum	Units
		8138	8191	0	integer ≥ 0
PS258	Partial Reception PMT PID #3				
		Nominal	Maximum	Minimum	Units
		8139	8191	0	integer ≥ 0

Table 2-2: Stream Parameters (Cont.)

Parameter Identity	Description				
PS259	Partial Reception PMT PID #4				
		Nominal	Maximum	Minimum	Units
		8140	8191	0	integer \geq 0
PS26	EIT actual PF minimum section repetition interval				
		Nominal	Maximum	Minimum	Units
		25	100	0	ms
	ISDB_T	0	100	0	ms
PS260	Partial Reception PMT PID #5				
		Nominal	Maximum	Minimum	Units
		8141	8191	0	integer \geq 0
PS261	Partial Reception PMT PID #6				
		Nominal	Maximum	Minimum	Units
		8142	8191	0	integer \geq 0
PS262	Partial Reception PMT PID #7				
		Nominal	Maximum	Minimum	Units
		8143	8191	0	integer \geq 0
PS263	Partial Reception PMT section maximum repetition interval				
		Nominal	Maximum	Minimum	Units
	ISDB_T	500	5000	0	ms
PS264	Maximum number of partial reception services				
		Nominal	Maximum	Minimum	Units
	ISDB_T	3	10	0	integer \geq 0
PS265	Corrupted packets per second limit				
		Nominal	Maximum	Minimum	Units
		100	10000	0	Pkts/m
PS267	Corrupted packets per second limit warning limit				
		Nominal	Maximum	Minimum	Units
		200	10000	0	Pkts/m
PS269	Dropped packets per second limit				
		Nominal	Maximum	Minimum	Units
		100	10000	0	Pkts/m

Table 2-2: Stream Parameters (Cont.)

Parameter Identity	Description				
PS27	EIT actual PF maximum repetition interval				
		Nominal	Maximum	Minimum	Units
		2000	30000	500	ms
PS271	Dropped packets per second limit warning limit				
		Nominal	Maximum	Minimum	Units
		200	10000	0	Pkts/m
PS273	Packet interval timing limit				
		Nominal	Maximum	Minimum	Units
		10000000	100000000	0	ns
PS275	Packet interval timing warning limit				
		Nominal	Maximum	Minimum	Units
		200	100000000	0	ns
PS277	Out of order packets per second limit				
		Nominal	Maximum	Minimum	Units
		1000	100000	0	Pkts/m
PS279	Out of order packets per second warning limit				
		Nominal	Maximum	Minimum	Units
		2000	100000	0	Pkts/m
PS28	EIT actual PF obsolescence count				
		Nominal	Maximum	Minimum	Units
		25	100	5	integer > 0
PS284	Process DSMCC				
		Nominal	Maximum	Minimum	Units
		1	1	0	bool
PS288	EAS max section repetition interval				
		Nominal	Maximum	Minimum	Units
		1000	2000	50	ms
PS289	EAS obsolescence count				
		Nominal	Maximum	Minimum	Units
		50	100	5	integer > 0

Table 2-2: Stream Parameters (Cont.)

Parameter Identity	Description				
PS29	EIT other PF minimum section repetition interval				
		Nominal	Maximum	Minimum	Units
		25	100	0	ms
	ISDB_T	0	100	0	ms
PS3	Maximum overall bit rate				
		Nominal	Maximum	Minimum	Units
		300000000	300000000	64000	bps
PS30	EIT other PF maximum repetition interval				
		Nominal	Maximum	Minimum	Units
		10000	100000	1000	ms
PS31	EIT other PF obsolescence count				
		Nominal	Maximum	Minimum	Units
		25	100	5	integer > 0
PS32	EIT actual schedule minimum section repetition interval				
		Nominal	Maximum	Minimum	Units
		25	100	0	ms
	ISDB_T	0	100	0	ms
PS33	EIT actual schedule maximum repetition interval				
		Nominal	Maximum	Minimum	Units
		10000	120000	2000	ms
	ISDB_T	120000	120000	2000	ms
PS34	EIT actual schedule obsolescence count				
		Nominal	Maximum	Minimum	Units
		25	100	5	integer > 0
PS35	EIT other schedule min section repetition interval				
		Nominal	Maximum	Minimum	Units
		25	100	0	ms
	ISDB_T	0	100	0	ms
PS36	EIT other schedule max repetition interval				
		Nominal	Maximum	Minimum	Units
		10000	600000	2000	ms
	ISDB_T	360000	600000	2000	ms

Table 2-2: Stream Parameters (Cont.)

Parameter Identity	Description				
PS37	EIT other schedule obsolescence count				
		Nominal	Maximum	Minimum	Units
		25	100	5	integer > 0
PS38	RST min section repetition interval				
		Nominal	Maximum	Minimum	Units
		25	100	0	ms
PS39	TDT min section repetition interval				
		Nominal	Maximum	Minimum	Units
		25	100	0	ms
PS4	PID bit rate bin duration (bit rate is over 10 bins)				
		Nominal	Maximum	Minimum	Units
		100	310	20	ms
PS40	TDT max repetition interval				
		Nominal	Maximum	Minimum	Units
		30000	120000	5000	ms
PS41	TOT min repetition interval				
		Nominal	Maximum	Minimum	Units
		25	100	0	ms
	ISDB_T	0	100	0	ms
PS42	TOT max repetition interval				
		Nominal	Maximum	Minimum	Units
		30000	120000	5000	ms
PS43	BAT min section repetition interval				
		Nominal	Maximum	Minimum	Units
		25	100	0	ms
PS44	BAT max repetition interval				
		Nominal	Maximum	Minimum	Units
		10000	50000	2000	ms
PS45	BAT obsolescence count				
		Nominal	Maximum	Minimum	Units
		25	100	5	integer > 0

Table 2-2: Stream Parameters (Cont.)

Parameter Identity	Description				
PS46	STT max section repetition interval				
		Nominal	Maximum	Minimum	Units
		1000	60000	250	ms
PS47	MGT max section repetition interval				
		Nominal	Maximum	Minimum	Units
		150	2000	50	ms
PS48	VCT max subtable repetition interval				
		Nominal	Maximum	Minimum	Units
		400	3000	50	ms
PS49	RRT max section repetition interval				
		Nominal	Maximum	Minimum	Units
		60000	120000	5000	ms
PS5	PID bit rate bin count for variability				
		Nominal	Maximum	Minimum	Units
		3	10	1	integer > 0
PS50	EIT 0 max repetition interval				
		Nominal	Maximum	Minimum	Units
		500	20000	50	ms
PS51	EIT obsolescence count				
		Nominal	Maximum	Minimum	Units
		25	100	5	integer > 0
PS52	ETT max repetition interval				
		Nominal	Maximum	Minimum	Units
		500	20000	50	ms
PS53	ETT obsolescence count				
		Nominal	Maximum	Minimum	Units
		25	100	5	integer > 0
PS54	MIP max repetition interval				
		Nominal	Maximum	Minimum	Units
		1500	3000	500	ms

Table 2-2: Stream Parameters (Cont.)

Parameter Identity	Description				
PS55	MIP synch time stamp jitter limit				
	Nominal	Maximum	Minimum	Units	
	300	20000	100	ns	
PS57	PID reference transition time				
	Nominal	Maximum	Minimum	Units	
	1000	5000	200	ms	
PS59	Min stream bit rate for processing				
	Nominal	Maximum	Minimum	Units	
	64000	300000000	64000	bps	
PS6	PID bit rate bin count for service log				
	Nominal	Maximum	Minimum	Units	
	10	100	1	integer > 0	
PS61	CAT obsolescence count				
	Nominal	Maximum	Minimum	Units	
	25	100	5	integer > 0	
PS62	TSDT max repetition interval				
	Nominal	Maximum	Minimum	Units	
	10000	30000	1000	ms	
PS63	TSDT obsolescence count				
	Nominal	Maximum	Minimum	Units	
	25	100	5	integer > 0	
PS64	MGT obsolescence count				
	Nominal	Maximum	Minimum	Units	
	25	100	5	integer > 0	
PS65	VCT obsolescence count				
	Nominal	Maximum	Minimum	Units	
	25	100	5	integer > 0	
PS66	RRT obsolescence count				
	Nominal	Maximum	Minimum	Units	
	25	100	5	integer > 0	

Table 2-2: Stream Parameters (Cont.)

Parameter Identity	Description				
PS68	PCAT obsolescence count				
		Nominal	Maximum	Minimum	Units
		25	100	5	integer > 0
PS69	PCAT max repetition interval				
		Nominal	Maximum	Minimum	Units
		10000	30000	1000	ms
PS7	Repetition interval history length				
		Nominal	Maximum	Minimum	Units
		32	256	1	integer > 0
PS70	SDTT obsolescence count				
		Nominal	Maximum	Minimum	Units
		25	100	5	integer > 0
PS71	SDTT max repetition interval				
		Nominal	Maximum	Minimum	Units
		234000	400000	1000	ms
	ISDB_T	360000	400000	1000	ms
PS72	BIT obsolescence count				
		Nominal	Maximum	Minimum	Units
		25	100	5	integer > 0
PS73	BIT max subtable repetition interval				
		Nominal	Maximum	Minimum	Units
		2000	30000	100	ms
PS8	PAT section max repetition interval				
		Nominal	Maximum	Minimum	Units
	ATSC	500	5000	50	ms
	ATSC	100	5000	50	ms
PS80	LIT obsolescence count				
		Nominal	Maximum	Minimum	Units
		25	100	5	integer > 0
PS81	LIT max repetition interval				
		Nominal	Maximum	Minimum	Units
		10000	30000	1000	ms

Table 2-2: Stream Parameters (Cont.)

Parameter Identity	Description				
PS82	ERT obsolescence count				
		Nominal	Maximum	Minimum	Units
		25	100	5	integer > 0
PS83	ERT max repetition interval				
		Nominal	Maximum	Minimum	Units
		10000	30000	1000	ms
PS84	ITT obsolescence count				
		Nominal	Maximum	Minimum	Units
		25	100	5	integer > 0
PS85	ITT max repetition interval				
		Nominal	Maximum	Minimum	Units
		10000	30000	1000	ms
PS86	SDTT min section repetition interval				
		Nominal	Maximum	Minimum	Units
		25	100	0	ms
	ISDB_T	0	100	0	ms
PS87	BIT min section repetition interval				
		Nominal	Maximum	Minimum	Units
		25	100	0	ms
	ISDB_T	0	100	0	ms
PS9	PMT section max repetition interval				
		Nominal	Maximum	Minimum	Units
		500	25000	40	ms
	ATSC	400	25000	40	ms
	ISDB_T	130	25000	40	ms
PS91	VCT max section repetition interval				
		Nominal	Maximum	Minimum	Units
		400	3000	50	ms
PS94	CDT obsolescence count				
		Nominal	Maximum	Minimum	Units
		10	100	5	integer > 0

Table 2-2: Stream Parameters (Cont.)

Parameter Identity	Description				
PS95	CDT max subtable repetition interval				
		Nominal	Maximum	Minimum	Units
		600000	2340000	10000	ms
	ISDB_T	1200000	2340000	10000	ms
PS96	CDT min section repetition interval				
		Nominal	Maximum	Minimum	Units
		0	100	0	ms

<PS58></PS58>

Description	Name used in the user interface to identify this Transport Stream
Path	<MTM400Configuration> → <Streams> → <Stream> → <PS58>
Data Value	Type: Text

<PS60></PS60>

Description	ATSC broadcast type
Path	<MTM400Configuration> → <Streams> → <Stream> → <PS60>
Data Value	Type: Numeral Values: 0 = Terrestrial 1 = Cable 2 = Either

Template Parameters

The following parameters are associated with templates.

<PS56></PS56>

Description	Container for Service Information Templates
Path	<MTM400Configuration> → <Streams> → <Stream> → <PS56>
Child Elements	<TransportStreamId>, <NetworkId>, <OriginalNetworkId>, <OtherServicesAllowed>, <ServiceList>

<TransportStreamId></TransportStreamId>

Description	Match with DVB transport_stream_id in the PAT.
Path	<MTM400Configuration> → <Streams> → <Stream> → <PS56> → <TransportStreamId>
Data Value	Type: Integer Range: 0 to 65535

<NetworkId></NetworkId>

Description	Match with the DVB network_identity in the NIT; must be omitted for ATSC operation
Path	<MTM400Configuration> → <Streams> → <Stream> → <PS56> → <NetworkId>

<OriginalNetworkId></OriginalNetworkId>

Description	Match with DVB original_network_id for the actual transport stream in the NIT; must be omitted for ATSC operation
Path	<MTM400Configuration> → <Streams> → <Stream> → <PS56> → <OriginalNetworkId>

<OtherServicesAllowed></OtherServicesAllowed>

Description	
Path	<MTM400Configuration> → <Streams> → <Stream> → <PS56> → <OtherServicesAllowed>
Data Value	Type: Boolean Value: 0 - Disabled 1 - Enabled

<ServiceList ></ServiceList>

Description	Container for all Service settings
Path	<MTM400Configuration> → <Streams> → <Stream> → <PS56> → <ServiceListUpdate>
Child Element	<Service>

<Service Number=" " ></Service>

Description	Container for individual Service settings
Path	<MTM400Configuration> → <Streams> → <Stream> → <PS56> → <ServiceListUpdate> → <Service>
Attribute	Number: Service identifier
Child Elements	<Constraint>, <ServiceType>, <ServiceName>, <PCRPID>, <OtherPIDsAllowed>, <PIDList>, <RatingList>

<Constraint></Constraint>

Description	Specifies whether this service must be present, may be present or must not be present in the PAT.
Path	<MTM400Configuration> → <Streams> → <Stream> → <PS56> → <ServiceListUpdate> → <Service> → <Constraint>
Data Value	Type: Integer Values: 0 = Must be present 1 = May be present 2 = Must not be present

<ServiceType></ServiceType>

Description	DVB: Match against service_type in SDT service_descriptor ATSC: Match against service_type in VCT
Path	<MTM400Configuration> → <Streams> → <Stream> → <PS56> → <ServiceListUpdate> → <Service> → <ServiceType>
Data Value	Type: Integer

<ServiceName></ServiceName>

Description	DVB: Match against service_name in SDT service_descriptor ATSC: Match against short_name in the VCT
Path	<MTM400Configuration> → <Streams> → <Stream> → <PS56> → <ServiceListUpdate> → <Service> → <ServiceName>
Data Value	Type: Text Example: BBC 1

<PCRPID></PCRPID>

Description	Match against PCR PID for this service in the PMT
Path	<MTM400Configuration> → <Streams> → <Stream> → <PS56> → <ServiceListUpdate> → <Service> → <PCRPID>
Data Value	Type: Integer

<OtherPIDsAllowed></OtherPIDsAllowed>

Description	Specifies whether any pids other than those specified in the PID list (see below) are allowed to be present for this service.
Path	<MTM400Configuration> → <Streams> → <Stream> → <PS56> → <ServiceListUpdate> → <Service> → <OtherPIDsAllowed>
Data Value	Type: Boolean

<PIDList Update=" " ><PIDList>

Description	Container for all PID settings
Path	<MTM400Configuration> → <Streams> → <Stream> → <PS56> → <ServiceListUpdate> → <Service> → <PIDList>
Child Element	<PID>

<PID Number=" " ></PID>

Description	Container for individual PID settings
Path	<MTM400Configuration> → <Streams> → <Stream> → <PS56> → <ServiceListUpdate> → <Service> → <PIDList> → <PID>
Attribute	Number: PID identifier
Child Elements	<Constraint>, <StreamType>, <CADescriptorPresent>, <IsScrambled>

<Constraint></Constraint>

Description	Specifies whether this PID must be present, may be present or must not be present for this service within the PMT. (This is not a test to check whether this PID is being transmitted.)
Path	<MTM400Configuration> → <Streams> → <Stream> → <PS56> → <ServiceListUpdate> → <Service> → <PIDList> → <PID> → <Constraint>
Data Value	Type: Integer Values: 0 = Must be present 1 = May be present 2 = Must not be present

<StreamType></StreamType>

Description	Match against stream_type in the PMT
Path	<MTM400Configuration> → <Streams> → <Stream> → <PS56> → <ServiceListUpdate> → <Service> → <PIDList> → <PID> → <StreamType>
Data Value	Type: Integer

<CADescriptorPresent></CADescriptorPresent>

Description	Specifies whether the CA_descriptor should be present in the PMT for this service, either in the per-program descriptor loop, or in the descriptor loop for this PID.
Path	<MTM400Configuration> → <Streams> → <Stream> → <PS56> → <ServiceListUpdate> → <Service> → <PIDList> → <PID> → <CADescriptorPresent>
Data Value	Type: Boolean

<IsScrambled>/IsScrambled

Description	Match against the scrambled state of this PID
Path	<MTM400Configuration> → <Streams> → <Stream> → <PS56> → <ServiceListUpdate> → <Service> → <PIDList> → <PID> → <IsScrambled>
Data Value	Type: Boolean

<RatingList>/RatingList

Description	Container for all Rating Lists
Path	<MTM400Configuration> → <Streams> → <Stream> → <PS56> → <ServiceListUpdate> → <Service> → <RatingList>
Child Elements	<DVBRatingList>, <ATSCRatingList>

<DVBRatingList>/DVBRatingList

Description	Container for all DVB Rating Templates
Path	<MTM400Configuration> → <Streams> → <Stream> → <PS56> → <ServiceListUpdate> → <Service> → <RatingList> → <DVBRatingList>
Child Element	<DVBRatingTemplate>

<DVBRatingTemplate Country=" " >/DVBRatingTemplate

Description	Container for all DVB country-specific ratings
Path	<MTM400Configuration> → <Streams> → <Stream> → <PS56> → <ServiceListUpdate> → <Service> → <RatingList> → <DVBRatingList> → <DVBRatingTemplate>
Attribute	Country: The country_code from the parental_rating_descriptor in the EIT present table for this service. For example: FRA.
Child Element	<DVBAcceptableValues>

<DVBAcceptableValues>/<DVBAcceptableValues>

Description	Container for all DVB country-specific acceptable values
Path	<MTM400Configuration> → <Streams> → <Stream> → <PS56> → <ServiceListUpdate> → <Service> → <RatingList> → <DVBRatingList> → <DVBRatingTemplate> → <DVBAcceptableValues>
Child Element	<DVBRatingValue>

<DVBRatingValue>/<DVBRatingValue>

Description	
Path	<MTM400Configuration> → <Streams> → <Stream> → <PS56> → <ServiceListUpdate> → <Service> → <RatingList> → <DVBRatingList> → <DVBRatingTemplate> → <DVBAcceptableValues> → <DVBRatingValue>

<ATSCRatingList Update=" " >/<ATSCRatingList>

Description	Container for all ATSC Rating Lists
Path	<MTM400Configuration> → <Streams> → <Stream> → <PS56> → <ServiceListUpdate> → <Service> → <RatingList> → <ATSCRatingList>
Child Element	<ATSCRatingTemplate>

<ATSCRatingTemplate Region=" " >/<ATSCRatingTemplate>

Description	Container for all ATSC country-specific ratings
Path	<MTM400Configuration> → <Streams> → <Stream> → <PS56> → <ServiceListUpdate> → <Service> → <RatingList> → <ATSCRatingList> → <ATSCRatingTemplate>
Attribute	Region: rating_region from the country_advisory_descriptor.
Child Element	<ATSCAcceptableValues>

<ATSCAcceptableValues></ATSCAcceptableValues>

Description	Container for all ATSC country-specific acceptable values
Path	<MTM400Configuration> → <Streams> → <Stream> → <PS56> → <ServiceListUpdate> → <Service> → <RatingList> → <ATSCRatingList> → <ATSCRatingTemplate> → <ATSCAcceptableValues>
Attribute	None
Child Element	<ATSCRatingValue>

<ATSCRatingValue></ATSCRatingValue>

Description	
Path	<MTM400Configuration> → <Streams> → <Stream> → <PS56> → <ServiceListUpdate> → <Service> → <RatingList> → <ATSCRatingList> → <ATSCRatingTemplate> → <ATSCAcceptableValues> → <ATSCRatingValue>

PID Parameters

Table 2–3 shows the parameters associated with PIDs.

<PIDS></PIDS>

Description	Container for all individual PID settings
Path	<MTM400Configuration> → <Streams> → <Stream> → <PIDS>
Child Element	<PID>

Table 2-3: PID Parameters

Parameter Identity	Description				
PP1	PID bit rate limit and missing test integration count				
		Nominal	Maximum	Minimum	Units
		1	60	1	integer > 0
PP11	Max PCR overall jitter				
		Nominal	Maximum	Minimum	Units
		25000	200000000	250	ns
PP12	Maximum PCR frequency offset				
		Nominal	Maximum	Minimum	Units
		810	30000	50	Hz
PP13	Maximum PCR frequency drift rate				
		Nominal	Maximum	Minimum	Units
		75	10000	10	mHz/s
PP14	PCR frequency drift rate integration count				
		Nominal	Maximum	Minimum	Units
		25	250	1	integer > 0
PP16	Minimum bit rate permitted for this PID				
		Nominal	Maximum	Minimum	Units
		1000	80000	1000	ms
PP17	Partial Reception PCR max repetition interval				
		Nominal	Maximum	Minimum	Units
	ISDB_T	260	5000	0	ms

Table 2-3: PID Parameters (Cont.)

Parameter Identity	Description				
PP18	Partial Reception Max PCR discontinuity				
		Nominal	Maximum	Minimum	Units
	ISDB_T	260	5000	0	ms
PP2	PCR max repetition interval				
		Nominal	Maximum	Minimum	Units
		40	5000	0	ms
	ATSC MPEG	100	5000	0	ms
	ISDB_T	100	5000	0	ms
PP20	VSB Max PCR accuracy error				
		Nominal	Maximum	Minimum	Units
		500	50000	100	ns
PP21	VSB Max PCR overall jitter				
		Nominal	Maximum	Minimum	Units
		25000	250000	0	ns
PP22	VSB Maximum PCR frequency offset				
		Nominal	Maximum	Minimum	Units
		75	30000	50	Hz
PP23	VSB Maximum PCR frequency drift rate				
		Nominal	Maximum	Minimum	Units
		750	10000	10	mHz/s
PP3	Max PCR discontinuity				
		Nominal	Maximum	Minimum	Units
		100	1000	10	ms
PP30	PSK Maximum PCR accuracy error				
		Nominal	Maximum	Minimum	Units
		500	50000	100	ns
PP31	PSK Maximum PCR overall jitter				
		Nominal	Maximum	Minimum	Units
		25000	250000	250	ns
PP32	PSK Maximum PCR frequency offset				
		Nominal	Maximum	Minimum	Units
		810	30000	50	Hz

Table 2-3: PID Parameters (Cont.)

Parameter Identity	Description				
PP33	PSK Maximum PCR frequency drift rate				
		Nominal	Maximum	Minimum	Units
		75	10000	10	mHz/s
PP4	Max PCR accuracy error				
		Nominal	Maximum	Minimum	Units
		500	50000	100	ns
PP40	QAM Max PCR accuracy error				
		Nominal	Maximum	Minimum	Units
		500	50000	100	ns
PP41	QAM Max PCR overall jitter				
		Nominal	Maximum	Minimum	Units
		25000	250000	250	ns
PP42	QAM Maximum PCR frequency offset				
		Nominal	Maximum	Minimum	Units
		810	30000	50	Hz
PP43	QAM Maximum PCR frequency drift rate				
		Nominal	Maximum	Minimum	Units
		75	10000	10	mHz/s
PP5	Maximum PTS repetition interval				
		Nominal	Maximum	Minimum	Units
		700	5000	100	ms
	ISDB_T	1300	5000	100	ms
PP50	COFDM Max PCR accuracy error				
		Nominal	Maximum	Minimum	Units
		500	50000	100	ns
PP51	COFDM Max PCR overall jitter				
		Nominal	Maximum	Minimum	Units
		25000	250000	0	ns
PP52	COFDM Maximum PCR frequency offset				
		Nominal	Maximum	Minimum	Units
		810	30000	50	Hz

Table 2-3: PID Parameters (Cont.)

Parameter Identity	Description				
PP53	COFDM Maximum PCR frequency drift rate				
		Nominal	Maximum	Minimum	Units
		350	15000	10	mHz/s
PP6	Minimum PID bit rate				
		Nominal	Maximum	Minimum	Units
		0	300000000	0	bps
PP60	IP Max PCR accuracy error				
		Nominal	Maximum	Minimum	Units
		500	50000	100	ns
PP61	IP Max PCR overall jitter				
		Nominal	Maximum	Minimum	Units
		40000000	200000000	0	ns
PP62	IP Maximum PCR frequency offset				
		Nominal	Maximum	Minimum	Units
		810	30000	50	Hz
PP63	IP Maximum PCR frequency drift rate				
		Nominal	Maximum	Minimum	Units
		75	15000	10	mHz/s
PP7	Minimum PID bit rate				
		Nominal	Maximum	Minimum	Units
		-1	300000000	0	bps
PP8	PID bit rate variability integration count				
		Nominal	Maximum	Minimum	Units
		10	30	2	integer > 0
PP9	PID bit rate variability fraction				
		Nominal	Maximum	Minimum	Units
		0	1	0	fraction

PID Groups Parameters

The following parameters are used in PID groups.

<PIDGroups><PIDGroups>

Description	Container for all PID Group settings
Path	<MTM400Configuration> → <Streams> → <Stream> → <PIDGroups>
Attribute	Update: Indicates that existing settings should be either completely replaced (Absolute) or supplemented (Incremental).
Child Element	<PIDGroup>

<PIDGroup Number=" " ><PIDGroup>

Description	Container for individual PID Group settings
Path	<MTM400Configuration> → <Streams> → <Stream> → <PIDGroups> → <PIDGroup>
Attribute	Number: Unique PID group number. For example: 1.
Child Elements	<Name>, <PG1>, <PG3>, <PG3>

<Name></Name>

Description	PID Group name
Path	<MTM400Configuration> → <Streams> → <Stream> → <PIDGroups> → <PIDGroup> → <Name>
Data Value	Type: Text Range: 20 characters max. Example: Radio 1 Audio Pids

<PG1></PG1>

Description	List of PIDs in the group
Path	<MTM400Configuration> → <Streams> → <Stream> → <PIDGroups> → <PIDGroup> → <PG1>
Data Value	Type: Space separated integers Example: 1 16 345 789 1010 1344 2040 8190

<PG2></PG2>

Description	Minimum group bit rate
Path	<MTM400Configuration> → <Streams> → <Stream> → <PIDGroups> → <PIDGroup> → <PG2>
Data Value	Type: Integer Unit: bps Range: 0 bps to 155 Mbps

<PG3></PG3>

Description	Maximum group bit rate
Path	<MTM400Configuration> → <Streams> → <Stream> → <PIDGroups> → <PIDGroup> → <PG3>
Data Value	Type: Integer Unit: bps Range: 0 bps to 4294967295 bps

Events Parameters

The following parameters are used for event management.

<Events Update=" " ><Events>

Description	Container for all Event settings
Path	<MTM400Configuration> → <Streams> → <Stream> → <Events>
Attribute	Update: Indicates that existing settings should be either completely replaced (Absolute) or supplemented (Incremental).
Child Element	<Event>

<Event ID=" " ><Event>

Description	Container for individual Event settings
Path	<MTM400Configuration> → <Streams> → <Stream> → <Events> → <Event>
Attribute	ID: Unique event identity. Hex number format. For example: 0x1000.
Child Elements	<Enabled>, <AlarmSetting>

<Enabled></Enabled>

Description	Alarm enabled or disabled. The event may still be logged even when disabled
Path	<MTM400Configuration> → <Streams> → <Stream> → <Events> → <Event> → <Enabled>
Data Value	Type: Boolean Values: 0 = Disabled 1 = Enabled

<TrapClearEnabled></TrapClearEnabled>

Description	Specifies whether a trap will be sent when the test clears - for example, the test passes after failing
Path	<MTM400Configuration> → <Streams> → <Stream> → <Events> → <Event> → <TrapClearEnabled>
Data Value	Type: Numeral Values: 0 = Disabled 1 = Enabled

<TrapRaiseEnabled></TrapRaiseEnabled>

Description	Specifies whether a trap will be sent when the event happens or a test fails
Path	<MTM400Configuration> → <Streams> → <Stream> → <Events> → <Event> → <TrapRaiseEnabled>
Data Value	Type: Numeral Values: 0 = Disabled 1 = Enabled

<AlarmSetting></AlarmSetting>

Description	The Event Alarm Setting element uses a bit mask. A bit mask is a pattern of binary values, each of which is equivalent to a particular alarm output. The 32-bit bit mask, which can represent all of the available alarm outputs, is reduced to a four byte hexadecimal value; this is the value that is used in <AlarmSetting> (see Figure 2-1).
Path	<MTM400Configuration> → <Streams> → <Stream> → <Events> → <Event> → <AlarmSetting>

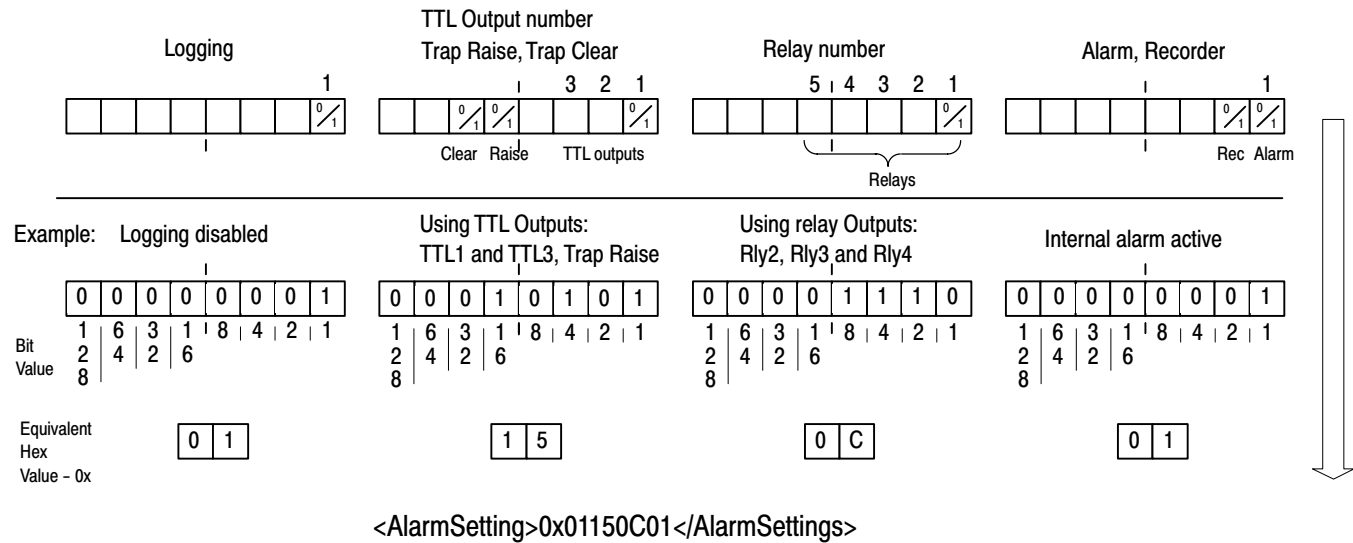


Figure 2-1: Alarm settings

Service Log Parameters

The following parameters are used for service log management.

<ServiceLog></ServiceLog>

Description	Container for Service Log settings
Path	<MTM400Configuration> → <Streams> → <Stream> → <ServiceLog>
Child Element	<PIDs>

<PIDS></PIDS>

Description	List of PIDs in the group
Path	<MTM400Configuration> → <Streams> → <Stream> → <ServiceLog> → <PIDS>
Data Value	Type: Space separated integers Example: 1 16 345 789 1010 1344 2040 8190

Trap Setting Parameters

The following parameters are used for trap management.

<TrapSettings></TrapSettings>

Description	SNMP Trap destinations
Path	<MTM400Configuration> → <Streams> → <Stream> → <TrapSettings>
Child Element	<TrapSinkTimeout>, <TrapThrottle>, <TrapSinks>

<TrapSinkTimeout></TrapSinkTimeout>

Description	Number of minutes before an SNMP client is removed from the list of trap sinks. A value of 0 indicates that clients will never be removed from the list of trap sinks.
Path	<MTM400Configuration> → <Streams> → <Stream> → <TrapSettings> → <TrapSinkTimeout>
Data Value	Type: Integer Range: 0 to 120

<TrapThrottle></TrapThrottle>

Description	Maximum number of traps sent per second. Note that the number of clients will affect the total number of traps that can be sent.
Path	<MTM400Configuration> → <Streams> → <Stream> → <TrapSettings> → <TrapThrottle>
Data Value	Type: Integer Range: 0 to 1000

<TrapSinks></TrapSinks>

Description	Container for TrapSink
Path	<MTM400Configuration> → <Streams> → <Stream> → <TrapSettings> → <TrapSinks>

<TrapSink></TrapSink>

Description	IP of client that should be sent traps
Path	<MTM400Configuration> → <Streams> → <Stream> → <TrapSettings> → <TrapSinks> → <TrapSink>
Data Value	Type:

Common Interface Protocol Parameters

The parameters contained by the CIPConfiguration container are used for common interface management.

<CIPConfiguration></CIPConfiguration>

Description	Container for CIP settings
Path	<MTM400Configuration> → <Streams> → <Stream> → <CIPConfiguration>
Child Elements	<!-- Card specific XML -->

Example Configuration File

An example of a configuration file is given on page 3–6.

Event SNMP Traps

In the MTM400, traps are used to report alerts or other asynchronous events generated by the core program. The MTM400 Programmer Manual describes the MIB (Management Information Base), which generates the SNMP traps. The following tables show the SNMP (Simple Network Management Protocol) traps that are available for each Event Identity.

- MPEG - Table 2-4, page 2-187
- DVB- Table 2-5, page 2-192
- ATSC - Table 2-6, page 2-199
- ISDB-S- Table 2-7, page 2-204
- ISDB-T - Table 2-8, page 2-210
- ISDB (Partial Reception) - Table 2-9, page 2-217
- DCII - Table 2-10, page 2-224
- China - Table 2-11, page 2-229
- IP - Table 2-12, page 2-235

NOTE. a '-' indicates that information is currently unavailable.

Table 2-4: Event SNMP Traps - MPEG

Event Identity – Decimal	Event Identity – Hex	Test	Event	PID	TSID	Network Identity	Service Type	Service Identity	Thresh-old Identity	Actual	Duration	Stream
4144	0x1030	1	0	0	1	1	0	0	1	1	0	1
4145	0x1031	1	0	0	1	1	0	0	1	1	0	1
4146	0x1032	1	0	0	1	1	0	0	1	1	0	1
4160	0x1040	1	0	0	1	1	0	0	1	1	0	1
4161	0x1041	1	0	0	1	1	0	0	1	1	0	1
4162	0x1042	1	0	0	1	1	0	0	1	1	0	1
4163	0x1043	1	0	0	1	1	0	0	1	1	0	1
4164	0x1044	1	0	0	1	1	0	0	1	1	0	1
4609	0x1201	1	0	0	1	1	0	0	1	1	0	1
4610	0x1202	1	0	0	1	1	0	0	1	1	0	1

Table 2-4: Event SNMP Traps - MPEG (Cont.)

Event Identity – Decimal	Event Identity – Hex	Test	Event	PID	TSID	Network Identity	Service Type	Service Identity	Thresh-old Identity	Actual	Duration	Stream
4612	0x1204	0	1	0	1	1	0	0	0	0	0	1
4614	0x1206	1	0	0	1	1	0	0	1	1	0	1
4615	0x1207	0	1	0	1	1	0	0	0	0	0	1
4616	0x1208	0	1	0	1	1	0	0	0	0	0	1
4617	0x1209	0	1	0	1	1	0	0	0	0	0	1
4625	0x1211	1	0	0	1	1	0	0	1	1	0	1
4626	0x1212	1	0	0	1	1	0	0	1	1	0	1
4629	0x1215	1	0	0	1	1	0	0	1	1	0	1
4630	0x1216	1	0	0	1	1	0	0	1	1	0	1
8195	0x2003	1	0	0	1	1	0	0	1	1	1	1
8196	0x2004	1	0	1	1	1	1	1	1	1	1	1
8209	0x2011	1	0	1	1	1	1	1	0	0	0	1
12305	0x3011	1	0	0	1	1	0	0	0	0	0	1
12306	0x3012	0	1	0	1	1	0	0	0	0	0	1
12311	0x3017	1	0	1	1	1	1	1	0	0	1	1
12321	0x3021	0	1	0	1	1	0	0	0	0	0	1
12322	0x3022	0	1	1	1	1	0	0	0	0	0	1
12328	0x3028	1	0	1	1	1	1	1	1	1	1	1
12345	0x3039	1	0	1	1	1	1	1	1	1	0	1
12346	0x303A	1	0	1	1	1	0	0	0	1	1	1
12355	0x3043	1	0	1	1	1	1	1	1	1	0	1
12356	0x3044	1	0	1	1	1	1	1	1	1	0	1
12357	0x3045	1	0	1	1	1	1	1	1	1	0	1
12371	0x3053	1	0	0	1	1	0	0	0	0	0	1
12544	0x3100	1	0	1	1	1	0	0	1	1	1	1
12545	0x3101	0	1	1	1	1	0	0	0	0	0	1
12546	0x3102	1	0	1	1	1	0	0	0	0	0	1
12548	0x3104	1	0	1	1	1	1	1	0	0	0	1
12551	0x3107	0	1	1	1	1	0	0	0	0	0	1
12564	0x3114	0	1	0	1	1	0	0	0	0	0	1
12565	0x3115	1	0	1	1	1	1	1	1	1	0	1
12567	0x3117	1	0	1	1	1	1	1	1	1	1	1
12568	0x3118	1	0	1	1	1	1	1	1	1	0	1

Table 2-4: Event SNMP Traps - MPEG (Cont.)

Event Identity – Decimal	Event Identity – Hex	Test	Event	PID	TSID	Network Identity	Service Type	Service Identity	Threshold Identity	Actual	Duration	Stream
12594	0x3132	0	1	0	1	1	1	1	0	0	0	1
12595	0x3133	0	1	0	1	1	1	1	0	0	0	1
12640	0x3160	1	0	1	1	1	1	1	1	1	1	1
13104	0x3330	1	0	0	1	1	0	0	1	1	0	1
13568	0x3500	0	1	0	1	1	0	0	0	0	0	1
13569	0x3501	0	1	0	1	1	0	0	0	0	0	1
13570	0x3502	0	1	0	1	1	0	0	0	0	0	1
13824	0x3600	1	0	0	1	1	0	0	1	1	0	1
14085	0x3705	1	0	1	1	1	1	1	1	1	1	1
14120	0x3728	1	0	1	1	1	1	1	1	1	1	1
14121	0x3729	1	0	1	1	1	1	1	1	1	0	1
14122	0x372A	1	0	1	1	1	1	1	1	1	1	1
14336	0x3800	1	0	0	1	1	0	0	1	1	0	1
14337	0x3801	1	0	0	1	1	0	0	1	1	0	1
14338	0x3802	1	0	0	1	1	0	0	1	1	0	1
14339	0x3803	1	0	0	1	1	0	0	1	1	0	1
14340	0x3804	1	0	0	1	1	0	0	1	1	0	1
14341	0x3805	1	0	0	1	1	0	0	1	1	0	1
14342	0x3806	1	0	0	1	1	0	0	1	1	0	1
14343	0x3807	1	0	0	1	1	0	0	1	1	0	1
14344	0x3808	1	0	0	1	1	0	0	1	1	0	1
14345	0x3809	1	0	0	1	1	0	0	1	1	0	1
14346	0x380A	1	0	0	1	1	0	0	1	1	0	1
14349	0x380D	1	0	0	1	1	0	0	1	1	0	1
14350	0x380E	1	0	0	1	1	0	0	1	1	0	1
14351	0x380F	1	0	0	1	1	0	0	1	1	0	1
14352	0x3810	1	0	0	1	1	0	0	1	1	0	1
14353	0x3811	1	0	0	1	1	0	0	1	1	0	1
14354	0x3812	1	0	0	1	1	0	0	1	1	0	1
14355	0x3813	1	0	0	1	1	0	0	1	1	0	1
14356	0x3814	1	0	0	1	1	0	0	1	1	0	1
14357	0x3815	1	0	0	1	1	0	0	1	1	0	1
14371	0x3823	0	1	1	1	1	1	1	1	1	0	1

Table 2-4: Event SNMP Traps - MPEG (Cont.)

Event Identity – Decimal	Event Identity – Hex	Test	Event	PID	TSID	Network Identity	Service Type	Service Identity	Thresh-old Identity	Actual	Duration	Stream
14372	0x3824	0	1	1	1	1	1	1	1	1	0	1
14373	0x3825	0	1	0	1	1	1	1	0	0	0	1
14375	0x3827	1	0	0	0	0	0	0	0	0	0	0
14376	0x3828	0	1	0	1	1	1	1	0	1	0	1
14377	0x3829	1	0	0	0	0	0	0	0	0	0	0
14416	0x3850	1	0	0	1	1	1	1	1	1	0	1
14417	0x3851	1	0	0	1	1	0	0	1	1	0	1
14418	0x3852	1	0	0	1	1	1	1	1	1	0	1
14419	0x3853	1	0	0	1	1	0	0	1	1	0	1
14420	0x3854	1	0	0	1	1	1	1	1	1	0	1
14421	0x3855	1	0	0	1	1	0	0	1	1	0	1
14422	0x3856	1	0	0	1	1	1	1	1	1	0	1
14423	0x3857	1	0	0	1	1	0	0	1	1	0	1
14672	0x3950	1	0	1	1	1	1	1	1	1	1	1
20992	0x5200	0	1	0	1	1	0	0	0	0	0	1
20993	0x5201	0	1	0	1	1	0	0	0	0	0	1
20994	0x5202	0	1	0	1	1	0	0	0	0	0	1
20995	0x5203	1	0	0	1	1	0	0	0	0	0	1
24592	0x6010	1	0	1	1	1	0	0	1	1	0	1
24608	0x6020	1	0	1	1	1	0	0	1	1	0	1
24624	0x6030	1	0	1	1	1	0	0	1	1	0	1
24640	0x6040	1	0	1	1	1	1	1	1	1	0	1
24848	0x6110	1	0	1	1	1	1	1	1	1	0	1
24864	0x6120	1	0	1	1	1	1	1	1	1	0	1
24880	0x6130	1	0	1	1	1	1	1	1	1	0	1
24896	0x6140	1	0	1	1	1	1	1	1	1	0	1
24912	0x6150	1	0	1	1	1	1	1	0	1	0	1
25104	0x6210	1	0	1	1	1	1	1	1	1	0	1
25120	0x6220	1	0	1	1	1	1	1	1	1	0	1
25136	0x6230	1	0	1	1	1	1	1	1	1	0	1
25152	0x6240	1	0	1	1	1	1	1	1	1	0	1
25345	0x6301	1	0	1	1	1	1	1	1	1	0	1
45072	0xB010	0	1	0	1	1	0	0	0	0	0	1

Table 2-4: Event SNMP Traps - MPEG (Cont.)

Event Identity – Decimal	Event Identity – Hex	Test	Event	PID	TSID	Network Identity	Service Type	Service Identity	Thresh-old Identity	Actual	Duration	Stream
45312	0xB100	0	1	0	1	1	0	0	0	0	0	1
49153	0xC001	0	1	1	1	1	1	1	1	1	0	1
49154	0xC002	1	0	0	1	1	0	0	1	1	0	1
49155	0xC003	1	0	0	1	1	0	0	1	1	0	1
49156	0xC004	1	0	0	1	1	0	0	1	1	0	1
49157	0xC005	1	0	0	1	1	0	0	1	1	0	1
49158	0xC006	1	0	0	1	1	0	0	1	1	0	1
49159	0xC007	1	0	0	1	1	0	0	1	1	0	1
49160	0xC008	1	0	0	1	1	0	0	1	1	0	1
49161	0xC009	1	0	0	1	1	0	0	1	1	0	1
49162	0xC00A	1	0	0	1	1	0	0	1	1	0	1
49163	0xC00B	1	0	0	1	1	0	0	1	1	0	1
49166	0xC00E	1	0	0	1	1	0	0	1	1	0	1
49167	0xC00F	1	0	0	1	1	0	0	1	1	0	1
49168	0xC010	1	0	0	1	1	0	0	1	1	0	1
49169	0xC011	1	0	0	1	1	0	0	1	1	0	1
49170	0xC012	1	0	0	1	1	0	0	1	1	0	1
49171	0xC013	1	0	0	1	1	0	0	1	1	0	1
49172	0xC014	1	0	0	1	1	0	0	1	1	0	1
49173	0xC015	1	0	0	1	1	0	0	1	1	0	1
49174	0xC016	1	0	0	1	1	0	0	1	1	0	1
49175	0xC017	0	1	0	1	1	1	1	0	0	0	1
49176	0xC018	0	1	0	1	1	1	1	0	0	0	1
49177	0xC019	0	1	0	1	1	1	1	0	0	0	1
49178	0xC01A	0	1	0	1	1	1	1	0	0	0	1
49179	0xC01B	0	1	0	1	1	1	1	0	0	0	1
49184	0xC020	1	0	0	1	1	1	1	1	1	0	1
49185	0xC021	1	0	0	1	1	0	0	1	1	0	1
49186	0xC022	1	0	0	1	1	1	1	1	1	0	1
49187	0xC023	1	0	0	1	1	0	0	1	1	0	1
49188	0xC024	1	0	0	1	1	1	1	1	1	0	1
49189	0xC025	1	0	0	1	1	0	0	1	1	0	1
49190	0xC026	1	0	0	1	1	1	1	1	1	0	1

Table 2-4: Event SNMP Traps - MPEG (Cont.)

Event Identity – Decimal	Event Identity – Hex	Test	Event	PID	TSID	Network Identity	Service Type	Service Identity	Thresh-old Identity	Actual	Duration	Stream
49191	0xC027	1	0	0	1	1	0	0	1	1	0	1
49194	0xC02A	0	1	0	0	0	0	0	0	0	0	0
49195	0xC02B	0	1	0	0	0	0	0	0	0	0	0

Table 2-5: Event SNMP Traps - DVB

Event Identity – Decimal	Event Identity – Hex	Test	Event	PID	TSID	Network Identity	Service Type	Service Identity	Thresh-old Identity	Actual	Duration	Stream
4144	0x1030	1	0	0	1	1	1	1	1	1	0	1
4145	0x1031	1	0	0	1	1	1	1	1	1	0	1
4146	0x1032	1	0	0	1	1	1	1	1	1	0	1
4160	0x1040	1	0	0	1	1	1	1	1	1	0	1
4161	0x1041	1	0	0	1	1	1	1	1	1	0	1
4162	0x1042	1	0	0	1	1	1	1	1	1	0	1
4163	0x1043	1	0	0	1	1	1	1	1	1	0	1
4164	0x1044	1	0	0	1	1	1	1	1	1	0	1
4609	0x1201	1	0	0	1	1	1	1	1	1	0	1
4610	0x1202	1	0	0	1	1	1	1	1	1	0	1
4612	0x1204	1	1	0	1	1	1	1	1	1	0	1
4614	0x1206	1	0	0	1	1	1	1	1	1	0	1
4615	0x1207	1	1	0	1	1	1	1	1	1	0	1
4616	0x1208	1	1	0	1	1	1	1	1	1	0	1
4617	0x1209	1	1	0	1	1	1	1	1	1	0	1
4625	0x1211	1	0	0	1	1	1	1	1	1	0	1
4626	0x1212	1	0	0	1	1	1	1	1	1	0	1
4629	0x1215	1	0	0	1	1	1	1	1	1	0	1
4630	0x1216	1	0	0	1	1	1	1	1	1	0	1
8195	0x2003	1	0	0	1	1	0	0	1	1	1	1
8196	0x2004	1	0	1	1	1	1	1	1	1	1	1
8209	0x2011	1	0	1	1	1	1	1	1	1	0	1
12305	0x3011	1	0	0	1	1	1	1	1	1	0	1

Table 2-5: Event SNMP Traps - DVB (Cont.)

Event Identity – Decimal	Event Identity – Hex	Test	Event	PID	TSID	Network Identity	Service Type	Service Identity	Threshold Identity	Actual	Duration	Stream
12306	0x3012	1	1	0	1	1	1	1	1	1	0	1
12311	0x3017	1	0	1	1	1	1	1	1	1	1	1
12321	0x3021	1	1	0	1	1	1	1	1	1	0	1
12322	0x3022	1	1	1	1	1	1	1	1	1	0	1
12328	0x3028	1	0	1	1	1	1	1	1	1	1	1
12345	0x3039	1	0	1	1	1	1	1	1	1	0	1
12346	0x303A	1	0	1	1	1	1	1	1	1	1	1
12355	0x3043	1	0	1	1	1	1	1	1	1	0	1
12356	0x3044	1	0	1	1	1	1	1	1	1	0	1
12357	0x3045	1	0	1	1	1	1	1	1	1	0	1
12369	0x3051	1	0	0	0	0	0	0	0	0	0	0
12370	0x3052	1	1	1	1	1	1	1	1	1	0	1
12371	0x3053	1	0	0	1	1	1	1	1	1	1	1
12544	0x3100	1	0	1	1	1	1	1	1	1	0	1
12545	0x3101	1	1	1	1	1	1	1	1	1	0	1
12546	0x3102	1	0	1	1	1	1	1	1	1	0	1
12548	0x3104	1	0	1	1	1	1	1	1	1	0	1
12550	0x3106	1	1	1	1	1	1	1	1	1	0	1
12551	0x3107	1	1	1	1	1	1	1	1	1	0	1
12553	0x3109	1	1	1	1	1	1	1	1	1	0	1
12561	0x3111	1	1	1	1	1	1	1	1	1	0	1
12562	0x3112	1	0	1	1	1	1	1	1	1	0	1
12563	0x3113	1	1	1	1	1	1	1	1	1	0	1
12564	0x3114	1	1	0	1	1	1	1	1	1	0	1
12565	0x3115	1	0	1	1	1	1	1	1	1	0	1
12567	0x3117	1	0	1	1	1	1	1	1	1	1	1
12568	0x3118	1	0	1	1	1	1	1	1	1	1	1
12575	0x311F	1	1	1	1	1	1	1	1	1	0	1
12576	0x3120	1	1	1	1	1	1	1	1	1	0	1
12582	0x3126	1	1	1	1	1	1	1	1	1	0	1
12594	0x3132	1	1	0	1	1	1	1	1	1	0	1
12595	0x3133	1	1	0	1	1	1	1	1	1	0	1
12640	0x3160	1	0	1	1	1	1	1	1	1	1	1

Table 2-5: Event SNMP Traps - DVB (Cont.)

Event Identity – Decimal	Event Identity – Hex	Test	Event	PID	TSID	Network Identity	Service Type	Service Identity	Thresh-old Identity	Actual	Duration	Stream
13104	0x3330	1	0	0	1	1	1	1	1	1	1	1
13105	0x3331	1	0	0	1	1	1	1	1	1	1	1
13316	0x3404	1	0	1	1	1	1	1	1	1	0	1
13328	0x3410	1	0	1	1	1	1	1	1	1	0	1
13329	0x3411	1	0	1	1	1	1	1	1	1	0	1
13330	0x3412	1	1	1	1	1	1	1	1	1	0	1
13331	0x3413	1	1	1	1	1	1	1	1	1	0	1
13332	0x3414	1	0	1	1	1	1	1	1	1	0	1
13333	0x3415	1	0	1	1	1	1	1	1	1	0	1
13334	0x3416	1	0	1	1	1	1	1	1	1	0	1
13568	0x3500	1	1	0	1	1	1	1	1	1	0	1
13569	0x3501	1	1	0	1	1	1	1	1	1	0	1
13570	0x3502	1	1	0	1	1	1	1	1	1	0	1
13571	0x3503	1	1	0	1	1	1	1	1	1	0	1
13572	0x3504	1	1	0	1	1	1	1	1	1	0	1
13573	0x3505	1	1	0	1	1	1	1	1	1	0	1
13574	0x3506	1	1	0	1	1	1	1	1	1	0	1
13575	0x3507	1	1	0	1	1	1	1	1	1	0	1
13576	0x3508	1	1	0	1	1	1	1	1	1	0	1
13577	0x3509	1	1	0	1	1	1	1	1	1	0	1
13598	0x351E	1	1	0	1	1	1	1	1	1	0	1
13599	0x351F	1	1	0	1	1	1	1	1	1	0	1
13824	0x3600	1	0	0	1	1	1	1	1	1	1	1
14085	0x3705	1	0	1	1	1	1	1	1	1	0	1
14091	0x370B	1	0	1	1	1	1	1	1	1	1	1
14097	0x3711	1	0	1	1	1	1	1	1	1	0	1
14098	0x3712	1	0	1	1	1	1	1	1	1	0	1
14101	0x3715	1	0	1	1	1	1	1	1	1	0	1
14102	0x3716	1	0	1	1	1	1	1	1	1	0	1
14111	0x371F	1	0	1	1	1	1	1	1	1	0	1
14120	0x3728	1	0	1	1	1	1	1	1	1	0	1
14121	0x3729	1	0	1	1	1	1	1	1	1	0	1
14122	0x372A	1	0	1	1	1	1	1	1	1	0	1

Table 2-5: Event SNMP Traps - DVB (Cont.)

Event Identity – Decimal	Event Identity – Hex	Test	Event	PID	TSID	Network Identity	Service Type	Service Identity	Threshold Identity	Actual	Duration	Stream
14123	0x372B	1	0	0	0	0	0	0	0	0	0	0
14124	0x372C	1	0	0	0	0	0	0	0	0	0	0
14125	0x372D	1	0	0	0	0	0	0	0	0	0	0
14126	0x372E	1	0	1	1	1	1	1	1	1	0	1
14127	0x372F	1	0	1	1	1	1	1	1	1	1	1
14128	0x3730	1	0	1	1	1	1	1	1	1	0	1
14129	0x3731	1	0	1	1	1	1	1	1	1	1	1
14130	0x3732	1	0	1	1	1	1	1	1	1	0	1
14131	0x3733	1	0	1	1	1	1	1	1	1	0	1
14132	0x3734	1	0	1	1	1	1	1	1	1	1	1
14133	0x3735	1	0	1	1	1	1	1	1	1	0	1
14134	0x3736	1	0	1	1	1	1	1	1	1	1	1
14135	0x3737	1	0	1	1	1	1	1	1	1	0	1
14136	0x3738	1	0	1	1	1	1	1	1	1	0	1
14137	0x3739	1	0	1	1	1	1	1	1	1	0	1
14138	0x373A	1	0	0	0	0	0	0	0	0	0	0
14139	0x373B	1	0	1	1	1	1	1	1	1	0	1
14140	0x373C	1	0	1	1	1	1	1	1	1	0	1
14141	0x373D	1	0	1	1	1	1	1	1	1	0	1
14142	0x373E	1	0	1	1	1	1	1	1	1	0	1
14143	0x373F	1	0	1	1	1	1	1	1	1	0	1
14336	0x3800	1	0	0	1	1	1	1	1	1	0	1
14337	0x3801	1	0	0	1	1	1	1	1	1	0	1
14338	0x3802	1	0	0	1	1	1	1	1	1	0	1
14339	0x3803	1	0	0	1	1	1	1	1	1	0	1
14340	0x3804	1	0	0	1	1	1	1	1	1	0	1
14341	0x3805	1	0	0	1	1	1	1	1	1	0	1
14342	0x3806	1	0	0	1	1	1	1	1	1	0	1
14343	0x3807	1	0	0	1	1	1	1	1	1	0	1
14344	0x3808	1	0	0	1	1	1	1	1	1	0	1
14345	0x3809	1	0	0	1	1	1	1	1	1	0	1
14346	0x380A	1	0	0	1	1	1	1	1	1	0	1
14349	0x380D	1	0	0	1	1	1	1	1	1	0	1

Table 2-5: Event SNMP Traps - DVB (Cont.)

Event Identity – Decimal	Event Identity – Hex	Test	Event	PID	TSID	Network Identity	Service Type	Service Identity	Thresh-old Identity	Actual	Duration	Stream
14350	0x380E	1	0	0	1	1	1	1	1	1	0	1
14351	0x380F	1	0	0	1	1	1	1	1	1	0	1
14352	0x3810	1	0	0	1	1	1	1	1	1	0	1
14353	0x3811	1	0	0	1	1	1	1	1	1	0	1
14354	0x3812	1	0	0	1	1	1	1	1	1	0	1
14355	0x3813	1	0	0	1	1	1	1	1	1	0	1
14356	0x3814	1	0	0	1	1	1	1	1	1	0	1
14357	0x3815	1	0	0	1	1	1	1	1	1	0	1
14371	0x3823	1	1	1	1	1	1	1	1	1	0	1
14372	0x3824	1	1	1	1	1	1	1	1	1	0	1
14373	0x3825	1	1	0	1	1	1	1	1	1	0	1
14375	0x3827	1	0	0	0	0	0	0	0	0	0	0
14376	0x3828	1	1	0	1	1	1	1	1	1	0	1
14377	0x3829	1	0	0	0	0	0	0	0	0	0	0
14416	0x3850	1	0	0	1	1	1	1	1	1	0	1
14417	0x3851	1	0	0	1	1	0	0	1	1	0	1
14418	0x3852	1	0	0	1	1	1	1	1	1	0	1
14419	0x3853	1	0	0	1	1	0	0	1	1	0	1
14420	0x3854	1	0	0	1	1	1	1	1	1	0	1
14421	0x3855	1	0	0	1	1	0	0	1	1	0	1
14422	0x3856	1	0	0	1	1	1	1	1	1	0	1
14423	0x3857	1	0	0	1	1	0	0	1	1	0	1
14672	0x3950	1	0	1	1	1	1	1	1	1	1	1
14673	0x3951	1	0	1	1	1	1	1	1	1	1	1
14674	0x3952	1	0	1	1	1	1	1	1	1	1	1
14675	0x3953	1	0	1	1	1	1	1	1	1	0	1
14676	0x3954	1	0	1	1	1	1	1	1	1	1	1
14677	0x3955	1	0	1	1	1	1	1	1	1	0	1
14678	0x3956	1	0	1	1	1	1	1	1	1	0	1
14679	0x3957	1	0	1	1	1	1	1	1	1	1	1
14680	0x3958	1	0	1	1	1	1	1	1	1	0	1
14681	0x3959	1	0	1	1	1	1	1	1	1	0	1
14682	0x395A	1	0	1	1	1	1	1	1	1	0	1

Table 2-5: Event SNMP Traps - DVB (Cont.)

Event Identity – Decimal	Event Identity – Hex	Test	Event	PID	TSID	Network Identity	Service Type	Service Identity	Threshold Identity	Actual	Duration	Stream
14683	0x395B	1	0	1	1	1	1	1	1	1	0	1
20992	0x5200	1	1	0	1	1	1	1	1	1	0	1
20993	0x5201	1	1	0	1	1	1	1	1	1	0	1
20994	0x5202	1	1	0	1	1	1	1	1	1	0	1
20995	0x5203	1	0	0	1	1	1	1	1	1	0	1
24592	0x6010	1	0	1	1	1	0	0	1	1	0	1
24608	0x6020	1	0	1	1	1	0	0	1	1	0	1
24624	0x6030	1	0	1	1	1	0	0	1	1	0	1
24640	0x6040	1	0	1	1	1	1	1	1	1	0	1
24848	0x6110	1	0	1	1	1	1	1	1	1	0	1
24864	0x6120	1	0	1	1	1	1	1	1	1	0	1
24880	0x6130	1	0	1	1	1	1	1	1	1	0	1
24896	0x6140	1	0	1	1	1	1	1	1	1	0	1
24912	0x6150	1	0	1	1	1	1	1	1	1	0	1
25104	0x6210	1	0	1	1	1	1	1	1	1	0	1
25120	0x6220	1	0	1	1	1	1	1	1	1	0	1
25136	0x6230	1	0	1	1	1	1	1	1	1	0	1
25152	0x6240	1	0	1	1	1	1	1	1	1	0	1
25345	0x6301	1	0	1	1	1	1	1	1	1	0	1
45072	0xB010	1	1	0	1	1	1	1	1	1	0	1
45312	0xB100	1	1	0	1	1	1	1	1	1	0	1
49153	0xC001	1	1	1	1	1	1	1	1	1	0	1
49154	0xC002	1	0	0	1	1	1	1	1	1	0	1
49155	0xC003	1	0	0	1	1	1	1	1	1	0	1
49156	0xC004	1	0	0	1	1	1	1	1	1	0	1
49157	0xC005	1	0	0	1	1	1	1	1	1	0	1
49158	0xC006	1	0	0	1	1	1	1	1	1	0	1
49159	0xC007	1	0	0	1	1	1	1	1	1	0	1
49160	0xC008	1	0	0	1	1	1	1	1	1	0	1
49161	0xC009	1	0	0	1	1	1	1	1	1	0	1
49162	0xC00A	1	0	0	1	1	1	1	1	1	0	1
49163	0xC00B	1	0	0	1	1	1	1	1	1	0	1
49166	0xC00E	1	0	0	1	1	1	1	1	1	0	1

Table 2-5: Event SNMP Traps - DVB (Cont.)

Event Identity – Decimal	Event Identity – Hex	Test	Event	PID	TSID	Network Identity	Service Type	Service Identity	Thresh-old Identity	Actual	Duration	Stream
49167	0xC00F	1	0	0	1	1	1	1	1	1	0	1
49168	0xC010	1	0	0	1	1	1	1	1	1	0	1
49169	0xC011	1	0	0	1	1	1	1	1	1	0	1
49170	0xC012	1	0	0	1	1	1	1	1	1	0	1
49171	0xC013	1	0	0	1	1	1	1	1	1	0	1
49172	0xC014	1	0	0	1	1	1	1	1	1	0	1
49173	0xC015	1	0	0	1	1	1	1	1	1	0	1
49174	0xC016	1	0	0	1	1	1	1	1	1	0	1
49175	0xC017	1	1	0	1	1	1	1	1	1	0	1
49176	0xC018	1	1	0	1	1	1	1	1	1	0	1
49177	0xC019	1	1	0	1	1	1	1	1	1	0	1
49178	0xC01A	1	1	0	1	1	1	1	1	1	0	1
49179	0xC01B	1	1	0	1	1	1	1	1	1	0	1
49184	0xC020	1	0	0	1	1	1	1	1	1	0	1
49185	0xC021	1	0	0	1	1	0	0	1	1	0	1
49186	0xC022	1	0	0	1	1	1	1	1	1	0	1
49187	0xC023	1	0	0	1	1	0	0	1	1	0	1
49188	0xC024	1	0	0	1	1	1	1	1	1	0	1
49189	0xC025	1	0	0	1	1	0	0	1	1	0	1
49190	0xC026	1	0	0	1	1	1	1	1	1	0	1
49191	0xC027	1	0	0	1	1	0	0	1	1	0	1

Table 2-6: Event SNMP Traps - ATSC

Event Identity – Decimal	Event Identity – Hex	Test	Event	PID	TSID	Network Identity	Service Type	Service Identity	Thresh-old Identity	Actual	Duration	Stream
4144	0x1030	1	0	0	1	1	1	1	1	1	0	1
4145	0x1031	1	0	0	1	1	1	1	1	1	0	1
4146	0x1032	1	0	0	1	1	1	1	1	1	0	1
4160	0x1040	1	0	0	1	1	1	1	1	1	0	1
4161	0x1041	1	0	0	1	1	1	1	1	1	0	1
4162	0x1042	1	0	0	1	1	1	1	1	1	0	1
4163	0x1043	1	0	0	1	1	1	1	1	1	0	1
4164	0x1044	1	0	0	1	1	1	1	1	1	0	1
4609	0x1201	1	0	0	1	1	1	1	1	1	0	1
4610	0x1202	1	0	0	1	1	1	1	1	1	0	1
4612	0x1204	1	1	0	1	1	1	1	1	1	0	1
4614	0x1206	1	0	0	1	1	1	1	1	1	0	1
4615	0x1207	1	1	0	1	1	1	1	1	1	0	1
4616	0x1208	1	1	0	1	1	1	1	1	1	0	1
4617	0x1209	1	1	0	1	1	1	1	1	1	0	1
4625	0x1211	1	0	0	1	1	1	1	1	1	0	1
4626	0x1212	1	0	0	1	1	1	1	1	1	0	1
4629	0x1215	1	0	0	1	1	1	1	1	1	0	1
4630	0x1216	1	0	0	1	1	1	1	1	1	0	1
8195	0x2003	1	0	0	1	0	0	0	1	1	0	1
8196	0x2004	1	0	1	1	1	1	1	1	1	1	1
8209	0x2011	1	0	1	1	1	1	1	1	1	0	1
12305	0x3011	1	0	0	1	1	1	1	1	1	1	1
12306	0x3012	1	1	0	1	1	1	1	1	1	0	1
12311	0x3017	1	0	1	1	1	1	1	1	1	1	1
12321	0x3021	1	1	0	1	1	1	1	1	1	0	1
12322	0x3022	1	1	1	1	1	1	1	1	1	0	1
12328	0x3028	1	0	1	1	1	1	1	1	1	1	1
12345	0x3039	1	0	1	1	1	1	1	1	1	0	1
12346	0x303A	1	0	1	1	1	1	1	1	1	1	1
12355	0x3043	1	0	1	1	1	1	1	1	1	0	1
12356	0x3044	1	0	1	1	1	1	1	1	1	0	1
12357	0x3045	1	0	1	1	1	1	1	1	1	0	1

Table 2-6: Event SNMP Traps - ATSC (Cont.)

Event Identity – Decimal	Event Identity – Hex	Test	Event	PID	TSID	Network Identity	Service Type	Service Identity	Thresh-old Identity	Actual	Duration	Stream
12371	0x3053	1	0	0	1	1	1	1	1	1	1	1
12544	0x3100	1	0	1	1	1	1	1	1	1	1	1
12545	0x3101	1	1	1	1	1	1	1	1	1	0	1
12546	0x3102	1	0	1	1	1	1	1	1	1	0	1
12548	0x3104	1	0	1	1	1	1	1	1	1	0	1
12551	0x3107	1	1	1	1	1	1	1	1	1	0	1
12564	0x3114	1	1	0	1	1	1	1	1	1	0	1
12567	0x3117	1	0	1	1	1	1	1	1	1	0	1
12568	0x3118	1	0	1	1	1	1	1	1	1	1	1
12594	0x3132	1	1	0	1	1	1	1	1	1	0	1
12595	0x3133	1	1	0	1	1	1	1	1	1	0	1
12640	0x3160	1	0	1	1	1	1	1	1	1	1	1
12808	0x3208	1	1	1	1	1	1	1	1	1	0	1
12817	0x3211	1	0	1	1	0	1	1	1	1	1	1
12818	0x3212	1	0	1	1	0	1	1	1	1	0	1
12819	0x3213	1	0	0	0	0	0	0	0	0	0	0
12848	0x3230	1	0	0	1	1	1	1	1	1	0	1
13088	0x3320	1	0	0	1	0	0	0	0	0	0	1
13104	0x3330	1	0	0	1	1	1	1	1	1	1	1
13106	0x3332	1	0	0	1	1	1	1	1	1	0	1
13568	0x3500	1	1	0	1	1	1	1	1	1	0	1
13569	0x3501	1	1	0	1	1	1	1	1	1	0	1
13570	0x3502	1	1	0	1	1	1	1	1	1	0	1
13578	0x350A	1	1	0	1	1	1	1	1	1	0	1
13579	0x350B	1	1	0	1	1	1	1	1	1	0	1
13580	0x350C	1	1	0	1	1	1	1	1	1	0	1
13581	0x350D	1	1	0	1	1	1	1	1	1	0	1
13582	0x350E	1	1	0	1	1	1	1	1	1	0	1
13583	0x350F	1	1	0	1	1	1	1	1	1	0	1
13584	0x3510	1	1	0	1	1	1	1	1	1	0	1
13585	0x3511	1	1	0	1	1	1	1	1	1	0	1
13824	0x3600	1	0	0	1	1	1	1	1	1	0	1
14119	0x3727	1	0	1	1	1	1	1	1	1	0	1

Table 2-6: Event SNMP Traps - ATSC (Cont.)

Event Identity – Decimal	Event Identity – Hex	Test	Event	PID	TSID	Network Identity	Service Type	Service Identity	Threshold Identity	Actual	Duration	Stream
14120	0x3728	1	0	1	1	1	1	1	1	1	0	1
14155	0x374B	1	0	1	1	0	1	1	1	1	0	1
14156	0x374C	1	0	1	1	0	1	1	1	1	0	1
14165	0x3755	1	0	0	1	1	1	1	1	1	0	1
14166	0x3756	1	0	0	1	1	1	1	1	1	0	1
14167	0x3757	1	0	1	1	1	1	1	1	1	0	1
14168	0x3758	1	0	1	1	1	1	1	1	1	0	1
14169	0x3759	1	0	0	1	1	1	1	1	1	0	1
14336	0x3800	1	0	0	1	1	1	1	1	1	1	1
14337	0x3801	1	0	0	1	1	1	1	1	1	0	1
14338	0x3802	1	0	0	1	1	1	1	1	1	0	1
14339	0x3803	1	0	0	1	1	1	1	1	1	0	1
14340	0x3804	1	0	0	1	1	1	1	1	1	0	1
14341	0x3805	1	0	0	1	1	1	1	1	1	0	1
14342	0x3806	1	0	0	1	1	1	1	1	1	0	1
14343	0x3807	1	0	0	1	1	1	1	1	1	0	1
14344	0x3808	1	0	0	1	1	1	1	1	1	0	1
14345	0x3809	1	0	0	1	1	1	1	1	1	0	1
14346	0x380A	1	0	0	1	1	1	1	1	1	0	1
14349	0x380D	1	0	0	1	1	1	1	1	1	0	1
14350	0x380E	1	0	0	1	1	1	1	1	1	0	1
14351	0x380F	1	0	0	1	1	1	1	1	1	0	1
14352	0x3810	1	0	0	1	1	1	1	1	1	0	1
14353	0x3811	1	0	0	1	1	1	1	1	1	0	1
14354	0x3812	1	0	0	1	1	1	1	1	1	0	1
14355	0x3813	1	0	0	1	1	1	1	1	1	0	1
14356	0x3814	1	0	0	1	1	1	1	1	1	0	1
14357	0x3815	1	0	0	1	1	1	1	1	1	0	1
14371	0x3823	1	1	1	1	1	1	1	1	1	0	1
14372	0x3824	1	1	1	1	1	1	1	1	1	0	1
14373	0x3825	1	1	0	1	1	1	1	1	1	0	1
14375	0x3827	1	0	0	0	0	0	0	0	0	0	0
14376	0x3828	1	1	0	1	1	1	1	1	1	0	1

Table 2-6: Event SNMP Traps - ATSC (Cont.)

Event Identity – Decimal	Event Identity – Hex	Test	Event	PID	TSID	Network Identity	Service Type	Service Identity	Thresh-old Identity	Actual	Duration	Stream
14377	0x3829	1	0	0	0	0	0	0	0	0	0	0
14416	0x3850	1	0	0	1	1	1	1	1	1	0	1
14417	0x3851	1	0	0	1	0	0	0	1	1	0	1
14418	0x3852	1	0	0	1	1	1	1	1	1	0	1
14419	0x3853	1	0	0	1	0	0	0	1	1	0	1
14420	0x3854	1	0	0	1	1	1	1	1	1	0	1
14421	0x3855	1	0	0	1	0	0	0	1	1	0	1
14422	0x3856	1	0	0	1	1	1	1	1	1	0	1
14423	0x3857	1	0	0	1	0	0	0	1	1	0	1
14432	0x3860	1	1	1	1	1	1	1	1	1	0	1
14672	0x3950	1	0	1	1	1	1	1	1	1	0	1
20992	0x5200	1	1	0	1	1	1	1	1	1	0	1
20993	0x5201	1	1	0	1	1	1	1	1	1	0	1
20994	0x5202	1	1	0	1	1	1	1	1	1	0	1
20995	0x5203	1	0	0	1	1	1	1	1	1	0	1
24592	0x6010	1	0	1	1	0	0	0	1	1	0	1
24608	0x6020	1	0	1	1	0	0	0	1	1	0	1
24624	0x6030	1	0	1	1	0	0	0	1	1	0	1
24640	0x6040	1	0	1	1	0	1	1	1	1	0	1
24848	0x6110	1	0	1	1	1	1	1	1	1	0	1
24864	0x6120	1	0	1	1	1	1	1	1	1	0	1
24880	0x6130	1	0	1	1	1	1	1	1	1	0	1
24896	0x6140	1	0	1	1	1	1	1	1	1	0	1
24912	0x6150	1	0	1	1	1	1	1	1	1	0	1
25104	0x6210	1	0	1	1	1	1	1	1	1	0	1
25120	0x6220	1	0	1	1	1	1	1	1	1	0	1
25136	0x6230	1	0	1	1	1	1	1	1	1	0	1
25152	0x6240	1	0	1	1	1	1	1	1	1	0	1
25345	0x6301	1	0	1	1	0	1	1	1	1	0	1
45072	0xB010	1	1	0	1	1	1	1	1	1	0	1
45312	0xB100	1	1	0	1	1	1	1	1	1	0	1
49153	0xC001	1	1	1	1	1	1	1	1	1	0	1
49154	0xC002	1	0	0	1	1	1	1	1	1	0	1

Table 2-6: Event SNMP Traps - ATSC (Cont.)

Event Identity – Decimal	Event Identity – Hex	Test	Event	PID	TSID	Network Identity	Service Type	Service Identity	Threshold Identity	Actual	Duration	Stream
49155	0xC003	1	0	0	1	1	1	1	1	1	0	1
49156	0xC004	1	0	0	1	1	1	1	1	1	0	1
49157	0xC005	1	0	0	1	1	1	1	1	1	0	1
49158	0xC006	1	0	0	1	1	1	1	1	1	0	1
49159	0xC007	1	0	0	1	1	1	1	1	1	0	1
49160	0xC008	1	0	0	1	1	1	1	1	1	0	1
49161	0xC009	1	0	0	1	1	1	1	1	1	0	1
49162	0xC00A	1	0	0	1	1	1	1	1	1	0	1
49163	0xC00B	1	0	0	1	1	1	1	1	1	0	1
49166	0xC00E	1	0	0	1	1	1	1	1	1	0	1
49167	0xC00F	1	0	0	1	1	1	1	1	1	0	1
49168	0xC010	1	0	0	1	1	1	1	1	1	0	1
49169	0xC011	1	0	0	1	1	1	1	1	1	0	1
49170	0xC012	1	0	0	1	1	1	1	1	1	0	1
49171	0xC013	1	0	0	1	1	1	1	1	1	0	1
49172	0xC014	1	0	0	1	1	1	1	1	1	0	1
49173	0xC015	1	0	0	1	1	1	1	1	1	0	1
49174	0xC016	1	0	0	1	1	1	1	1	1	0	1
49175	0xC017	1	1	0	1	1	1	1	1	1	0	1
49176	0xC018	1	1	0	1	1	1	1	1	1	0	1
49177	0xC019	1	1	0	1	1	1	1	1	1	0	1
49178	0xC01A	1	1	0	1	1	1	1	1	1	0	1
49179	0xC01B	1	1	0	1	1	1	1	1	1	0	1
49184	0xC020	1	0	0	1	1	1	1	1	1	0	1
49185	0xC021	1	0	0	1	0	0	0	1	1	0	1
49186	0xC022	1	0	0	1	1	1	1	1	1	0	1
49187	0xC023	1	0	0	1	0	0	0	1	1	0	1
49188	0xC024	1	0	0	1	1	1	1	1	1	0	1
49189	0xC025	1	0	0	1	0	0	0	1	1	0	1
49190	0xC026	1	0	0	1	1	1	1	1	1	0	1
49191	0xC027	1	0	0	1	0	0	0	1	1	0	1

Table 2-7: Event SNMP Traps - ISDB-S

Event Identity – Decimal	Event Identity – Hex	Test	Event	PID	TSID	Network Identity	Service Type	Service Identity	Threshold Identity	Actual	Duration	Stream
4144	0x1030	1	0	0	1	1	0	0	1	1	0	1
4145	0x1031	1	0	0	1	1	0	0	1	1	0	1
4146	0x1032	1	0	0	1	1	0	0	1	1	0	1
4160	0x1040	1	0	0	1	1	0	0	1	1	0	1
4161	0x1041	1	0	0	1	1	0	0	1	1	0	1
4162	0x1042	1	0	0	1	1	0	0	1	1	0	1
4163	0x1043	1	0	0	1	1	0	0	1	1	0	1
4164	0x1044	1	0	0	1	1	0	0	1	1	0	1
4609	0x1201	1	0	0	1	1	0	0	1	1	0	1
4610	0x1202	1	0	0	1	1	0	0	1	1	0	1
4612	0x1204	0	1	0	1	1	0	0	0	0	0	1
4614	0x1206	1	0	0	1	1	0	0	1	1	0	1
4615	0x1207	0	1	0	1	1	0	0	0	0	0	1
4616	0x1208	0	1	0	1	1	0	0	0	0	0	1
4617	0x1209	0	1	0	1	1	0	0	0	0	0	1
4625	0x1211	1	0	0	1	1	0	0	1	1	0	1
4626	0x1212	1	0	0	1	1	0	0	1	1	0	1
4629	0x1215	1	0	0	1	1	0	0	1	1	0	1
4630	0x1216	1	0	0	1	1	0	0	1	1	0	1
8195	0x2003	1	0	0	1	0	0	0	1	1	0	1
8196	0x2004	1	0	1	1	1	0	1	1	1	1	1
8209	0x2011	1	0	1	1	1	0	1	0	0	0	1
12305	0x3011	1	0	0	1	1	0	0	0	0	1	1
12306	0x3012	0	1	0	1	1	0	0	0	0	0	1
12311	0x3017	1	0	1	1	1	1	1	0	0	1	1
12321	0x3021	0	1	1	1	1	0	0	0	0	0	1
12322	0x3022	0	1	1	1	1	0	1	0	0	0	1
12328	0x3028	1	0	1	1	1	0	0	1	1	0	1
12345	0x3039	1	0	1	1	1	1	1	1	1	0	1
12346	0x303A	1	0	1	1	1	0	0	0	1	1	1
12355	0x3043	1	0	1	1	1	0	0	1	1	0	1
12356	0x3044	1	0	1	1	1	0	0	1	1	0	1
12357	0x3045	1	0	1	1	1	0	0	1	1	0	1

Table 2-7: Event SNMP Traps - ISDB-S (Cont.)

Event Identity – Decimal	Event Identity – Hex	Test	Event	PID	TSID	Network Identity	Service Type	Service Identity	Threshold Identity	Actual	Duration	Stream
12370	0x3052	0	1	1	1	1	0	1	0	0	0	1
12371	0x3053	1	0	0	1	1	0	0	0	0	1	1
12544	0x3100	1	0	1	1	1	0	0	1	1	1	1
12545	0x3101	0	1	1	1	1	0	0	0	0	0	1
12546	0x3102	1	0	1	1	1	0	0	0	0	0	1
12548	0x3104	1	0	1	1	1	0	0	0	0	0	1
12550	0x3106	0	1	1	1	1	0	0	0	0	0	1
12551	0x3107	0	1	1	1	1	0	0	0	0	0	1
12553	0x3109	0	1	1	1	1	0	0	0	0	0	1
12561	0x3111	0	1	1	1	1	0	0	0	0	0	1
12564	0x3114	0	1	0	1	1	0	0	0	0	0	1
12567	0x3117	1	0	1	1	1	0	0	1	1	0	1
12568	0x3118	1	0	1	1	1	0	0	1	1	1	1
12569	0x3119	0	1	1	1	1	0	0	0	0	0	1
12575	0x311F	0	1	1	1	1	0	0	0	0	0	1
12582	0x3126	0	1	1	1	1	0	0	0	0	0	1
12594	0x3132	0	1	0	1	1	1	1	0	0	0	1
12595	0x3133	0	1	0	1	1	1	1	0	0	0	1
12640	0x3160	1	0	1	1	1	0	1	1	1	1	1
13104	0x3330	1	0	0	1	1	0	0	1	1	1	1
13105	0x3331	1	0	0	1	1	0	0	1	1	0	1
13568	0x3500	0	1	0	1	1	0	0	0	0	0	1
13569	0x3501	0	1	0	1	1	0	0	0	0	0	1
13570	0x3502	0	1	0	1	1	0	0	0	0	0	1
13571	0x3503	0	1	0	1	1	0	0	0	0	0	1
13572	0x3504	0	1	0	1	1	0	0	0	0	0	1
13573	0x3505	0	1	0	1	1	0	0	0	0	0	1
13574	0x3506	0	1	0	1	1	0	0	0	0	0	1
13575	0x3507	0	1	1	1	1	0	1	0	0	0	1
13576	0x3508	0	1	0	1	1	0	0	0	0	0	1
13577	0x3509	0	1	0	1	1	0	0	0	0	0	1
13598	0x351E	0	1	0	1	1	0	0	0	0	0	1
13599	0x351F	0	1	0	1	1	0	0	0	0	0	1

Table 2-7: Event SNMP Traps - ISDB-S (Cont.)

Event Identity – Decimal	Event Identity – Hex	Test	Event	PID	TSID	Network Identity	Service Type	Service Identity	Thresh-old Identity	Actual	Duration	Stream
13824	0x3600	1	0	0	1	1	0	0	1	1	1	1
14085	0x3705	1	0	1	1	1	1	1	1	1	0	1
14091	0x370B	1	0	1	1	1	1	1	1	1	1	1
14111	0x371F	1	0	1	1	1	1	1	1	1	0	1
14120	0x3728	1	0	1	1	1	0	1	1	1	1	1
14121	0x3729	1	0	1	1	1	1	1	1	1	0	1
14122	0x372A	1	0	1	1	1	1	1	1	1	0	1
14123	0x372B	1	0	0	0	0	0	0	0	0	0	0
14124	0x372C	1	0	0	0	0	0	0	0	0	0	0
14125	0x372D	1	0	0	0	0	0	0	0	0	0	0
14126	0x372E	1	0	1	1	1	1	1	1	1	0	1
14127	0x372F	1	0	1	1	1	1	1	1	1	1	1
14128	0x3730	1	0	0	0	0	0	0	0	0	0	0
14129	0x3731	1	0	0	0	0	0	0	0	0	0	0
14130	0x3732	1	0	0	0	0	0	0	0	0	0	0
14131	0x3733	1	0	1	1	0	1	1	1	1	0	1
14133	0x3735	1	0	1	1	0	1	1	1	1	0	1
14139	0x373B	1	0	0	0	0	0	0	0	0	0	0
14140	0x373C	1	0	1	1	1	1	1	1	1	0	1
14141	0x373D	1	0	1	1	1	1	1	1	1	0	1
14142	0x373E	1	0	0	0	0	0	0	0	0	0	0
14143	0x373F	1	0	0	0	0	0	0	0	0	0	0
14147	0x3743	1	0	1	1	1	1	1	1	1	0	1
14148	0x3744	1	0	1	1	1	1	1	1	1	0	1
14208	0x3780	0	1	1	1	1	0	0	0	0	0	1
14209	0x3781	0	1	1	1	1	0	0	0	0	0	1
14225	0x3791	0	1	0	1	1	0	0	0	0	0	1
14226	0x3792	0	1	0	1	1	0	0	0	0	0	1
14233	0x3799	0	1	0	1	1	0	0	0	0	0	1
14318	0x37EE	1	0	0	0	0	0	0	0	0	0	0
14319	0x37EF	1	0	0	0	0	0	0	0	0	0	0
14336	0x3800	1	0	0	1	1	0	0	1	1	1	1
14337	0x3801	1	0	0	1	1	0	0	1	1	0	1

Table 2-7: Event SNMP Traps - ISDB-S (Cont.)

Event Identity – Decimal	Event Identity – Hex	Test	Event	PID	TSID	Network Identity	Service Type	Service Identity	Threshold Identity	Actual	Duration	Stream
14338	0x3802	1	0	0	1	1	0	0	1	1	0	1
14339	0x3803	1	0	0	1	1	0	0	1	1	0	1
14340	0x3804	1	0	0	1	1	0	0	1	1	0	1
14341	0x3805	1	0	0	1	1	0	0	1	1	0	1
14342	0x3806	1	0	0	1	1	0	0	1	1	0	1
14343	0x3807	1	0	0	1	1	0	0	1	1	0	1
14344	0x3808	1	0	0	1	1	0	0	1	1	0	1
14345	0x3809	1	0	0	1	1	0	0	1	1	0	1
14346	0x380A	1	0	0	1	1	0	0	1	1	0	1
14349	0x380D	1	0	0	1	1	0	0	1	1	0	1
14350	0x380E	1	0	0	1	1	0	0	1	1	0	1
14351	0x380F	1	0	0	1	1	0	0	1	1	0	1
14352	0x3810	1	0	0	1	1	0	0	1	1	0	1
14353	0x3811	1	0	0	1	1	0	0	1	1	0	1
14354	0x3812	1	0	0	1	1	0	0	1	1	0	1
14355	0x3813	1	0	0	1	1	0	0	1	1	0	1
14356	0x3814	1	0	0	1	1	0	0	1	1	0	1
14357	0x3815	1	0	0	1	1	0	0	1	1	0	1
14371	0x3823	0	1	1	1	1	1	1	1	1	0	1
14372	0x3824	0	1	1	1	1	1	1	1	1	0	1
14373	0x3825	0	1	0	1	1	1	1	0	0	0	1
14375	0x3827	1	0	0	0	0	0	0	0	0	0	0
14376	0x3828	0	1	0	1	1	1	1	0	1	0	1
14377	0x3829	1	0	0	0	0	0	0	0	0	0	0
14416	0x3850	1	0	0	1	1	0	0	1	1	0	1
14417	0x3851	1	0	0	1	1	0	0	1	1	0	1
14418	0x3852	1	0	0	1	1	0	0	1	1	0	1
14419	0x3853	1	0	0	1	1	0	0	1	1	0	1
14420	0x3854	1	0	0	1	1	0	0	1	1	0	1
14421	0x3855	1	0	0	1	1	0	0	1	1	0	1
14422	0x3856	1	0	0	1	1	0	0	1	1	0	1
14423	0x3857	1	0	0	1	1	0	0	1	1	0	1
14597	0x3905	1	1	0	1	0	0	1	1	1	0	1

Table 2-7: Event SNMP Traps - ISDB-S (Cont.)

Event Identity – Decimal	Event Identity – Hex	Test	Event	PID	TSID	Network Identity	Service Type	Service Identity	Thresh-old Identity	Actual	Duration	Stream
14601	0x3909	1	0	1	1	0	0	1	1	1	0	1
14605	0x390D	1	0	1	1	0	0	1	1	1	0	1
14607	0x390F	1	0	1	1	0	0	1	1	1	0	1
14672	0x3950	1	0	1	1	1	1	1	1	1	1	1
14673	0x3951	1	0	1	1	1	0	0	1	1	0	1
14674	0x3952	1	0	1	1	1	0	0	1	1	1	1
14675	0x3953	1	0	1	1	1	0	0	1	1	1	1
14676	0x3954	1	0	1	1	1	0	0	1	1	0	1
14682	0x395A	1	0	1	1	1	1	1	1	1	0	1
20992	0x5200	0	1	0	1	1	0	0	0	0	0	1
20993	0x5201	0	1	0	1	1	0	0	0	0	0	1
20994	0x5202	0	1	0	1	1	0	0	0	0	0	1
20995	0x5203	1	0	0	1	1	0	0	0	0	0	1
24592	0x6010	1	0	1	1	0	0	0	1	1	0	1
24608	0x6020	1	0	1	1	0	0	0	1	1	0	1
24624	0x6030	1	0	1	1	0	0	0	1	1	0	1
24640	0x6040	1	0	1	1	0	1	1	1	1	0	1
24848	0x6110	1	0	1	1	1	1	1	1	1	0	1
24864	0x6120	1	0	1	1	1	1	1	1	1	0	1
24880	0x6130	1	0	1	1	1	1	1	1	1	0	1
24896	0x6140	1	0	1	1	1	1	1	1	1	0	1
24912	0x6150	1	0	1	1	1	1	1	0	1	0	1
25104	0x6210	1	0	1	1	1	1	1	1	1	0	1
25120	0x6220	1	0	1	1	0	1	1	1	1	0	1
25136	0x6230	1	0	1	1	1	1	1	1	1	0	1
25152	0x6240	1	0	1	1	1	1	1	1	1	0	1
25345	0x6301	1	0	1	1	1	1	1	1	1	0	1
45072	0xB010	0	1	0	1	1	0	0	0	0	0	1
45312	0xB100	0	1	0	1	1	0	0	0	0	0	1
49153	0xC001	0	1	1	1	1	1	1	1	1	0	1
49154	0xC002	1	0	0	1	1	0	0	1	1	0	1
49155	0xC003	1	0	0	1	1	0	0	1	1	0	1
49156	0xC004	1	0	0	1	1	0	0	1	1	0	1

Table 2-7: Event SNMP Traps - ISDB-S (Cont.)

Event Identity – Decimal	Event Identity – Hex	Test	Event	PID	TSID	Network Identity	Service Type	Service Identity	Threshold Identity	Actual	Duration	Stream
49157	0xC005	1	0	0	1	1	0	0	1	1	0	1
49158	0xC006	1	0	0	1	1	0	0	1	1	0	1
49159	0xC007	1	0	0	1	1	0	0	1	1	0	1
49160	0xC008	1	0	0	1	1	0	0	1	1	0	1
49161	0xC009	1	0	0	1	1	0	0	1	1	0	1
49162	0xC00A	1	0	0	1	1	0	0	1	1	0	1
49163	0xC00B	1	0	0	1	1	0	0	1	1	0	1
49166	0xC00E	1	0	0	1	1	0	0	1	1	0	1
49167	0xC00F	1	0	0	1	1	0	0	1	1	0	1
49168	0xC010	1	0	0	1	1	0	0	1	1	0	1
49169	0xC011	1	0	0	1	1	0	0	1	1	0	1
49170	0xC012	1	0	0	1	1	0	0	1	1	0	1
49171	0xC013	1	0	0	1	1	0	0	1	1	0	1
49172	0xC014	1	0	0	1	1	0	0	1	1	0	1
49173	0xC015	1	0	0	1	1	0	0	1	1	0	1
49174	0xC016	1	0	0	1	1	0	0	1	1	0	1
49175	0xC017	0	1	0	1	1	1	1	0	0	0	1
49176	0xC018	0	1	0	1	1	1	1	0	0	0	1
49177	0xC019	0	1	0	1	1	1	1	0	0	0	1
49178	0xC01A	0	1	0	1	1	1	1	0	0	0	1
49179	0xC01B	0	1	0	1	1	1	1	0	0	0	1
49184	0xC020	1	0	0	1	1	0	0	1	1	0	1
49185	0xC021	1	0	0	1	1	0	0	1	1	0	1
49186	0xC022	1	0	0	1	1	0	0	1	1	0	1
49187	0xC023	1	0	0	1	1	0	0	1	1	0	1
49188	0xC024	1	0	0	1	1	0	0	1	1	0	1
49189	0xC025	1	0	0	1	1	0	0	1	1	0	1
49190	0xC026	1	0	0	1	1	0	0	1	1	0	1
49191	0xC027	1	0	0	1	1	0	0	1	1	0	1

Table 2-8: Event SNMP Traps - ISDB-T

Event Identity – Decimal	Event Identity – Hex	Test	Event	PID	TSID	Network Identity	Service Type	Service Identity	Threshold Identity	Actual	Duration	Stream
4144	0x1030	1	0	0	1	1	0	0	1	1	0	1
4145	0x1031	1	0	0	1	1	0	0	1	1	0	1
4146	0x1032	1	0	0	1	1	0	0	1	1	0	1
4160	0x1040	1	0	0	1	1	0	0	1	1	0	1
4161	0x1041	1	0	0	1	1	0	0	1	1	0	1
4162	0x1042	1	0	0	1	1	0	0	1	1	0	1
4163	0x1043	1	0	0	1	1	0	0	1	1	0	1
4164	0x1044	1	0	0	1	1	0	0	1	1	0	1
4609	0x1201	1	0	0	1	1	0	0	1	1	0	1
4610	0x1202	1	0	0	1	1	0	0	1	1	0	1
4612	0x1204	0	1	0	1	1	0	0	0	0	0	1
4614	0x1206	1	0	0	1	1	0	0	1	1	0	1
4615	0x1207	0	1	0	1	1	0	0	0	0	0	1
4616	0x1208	0	1	0	1	1	0	0	0	0	0	1
4617	0x1209	0	1	0	1	1	0	0	0	0	0	1
4625	0x1211	1	0	0	1	1	0	0	1	1	0	1
4626	0x1212	1	0	0	1	1	0	0	1	1	0	1
4629	0x1215	1	0	0	1	1	0	0	1	1	0	1
4630	0x1216	1	0	0	1	1	0	0	1	1	0	1
8195	0x2003	1	0	0	1	1	0	0	1	1	0	1
8196	0x2004	1	0	1	1	1	0	1	1	1	1	1
8209	0x2011	1	0	1	1	1	0	1	0	0	0	1
12305	0x3011	1	0	0	1	1	0	0	0	0	0	1
12306	0x3012	0	1	0	1	1	0	0	0	0	0	1
12311	0x3017	1	0	1	1	1	1	1	0	0	1	1
12321	0x3021	0	1	1	1	1	0	0	0	0	0	1
12322	0x3022	0	1	1	1	1	0	1	0	0	0	1
12328	0x3028	1	0	1	1	1	0	0	1	1	0	1
12345	0x3039	1	0	1	1	1	1	1	1	1	0	1
12346	0x303A	1	0	1	1	1	0	0	0	1	1	1
12355	0x3043	1	0	1	1	1	0	0	1	1	0	1
12356	0x3044	1	0	1	1	1	0	0	1	1	0	1
12357	0x3045	1	0	1	1	1	0	0	1	1	0	1

Table 2-8: Event SNMP Traps - ISDB-T (Cont.)

Event Identity – Decimal	Event Identity – Hex	Test	Event	PID	TSID	Network Identity	Service Type	Service Identity	Threshold Identity	Actual	Duration	Stream
12370	0x3052	0	1	0	1	1	0	1	0	0	0	1
12371	0x3053	1	0	0	1	1	0	0	0	0	0	1
12544	0x3100	1	0	1	1	1	0	0	1	1	1	1
12545	0x3101	0	1	1	1	1	0	0	0	0	0	1
12546	0x3102	1	0	1	1	1	0	0	0	0	0	1
12548	0x3104	1	0	1	1	1	0	1	0	0	0	1
12550	0x3106	0	1	1	1	1	0	0	0	0	0	1
12551	0x3107	0	1	1	1	1	0	0	0	0	0	1
12553	0x3109	0	1	1	1	1	0	0	0	0	0	1
12564	0x3114	0	1	0	1	1	0	0	0	0	0	1
12567	0x3117	1	0	1	1	1	0	0	1	1	0	1
12568	0x3118	1	0	1	1	1	0	0	1	1	0	1
12569	0x3119	0	1	1	1	1	0	0	0	0	0	1
12570	0x311A	0	1	1	1	1	0	0	0	0	0	1
12571	0x311B	0	1	1	1	1	0	0	0	0	0	1
12572	0x311C	0	1	1	1	1	0	0	0	0	0	1
12573	0x311D	0	1	1	1	1	0	0	0	0	0	1
12574	0x311E	0	1	1	1	1	0	0	0	0	0	1
12575	0x311F	0	1	1	1	1	0	0	0	0	0	1
12582	0x3126	0	1	1	1	1	0	0	0	0	0	1
12594	0x3132	0	1	0	1	1	1	1	0	0	0	1
12595	0x3133	0	1	0	1	1	1	1	0	0	0	1
12640	0x3160	1	0	1	1	1	0	1	1	1	0	1
13104	0x3330	1	0	0	1	1	0	0	1	1	0	1
13105	0x3331	1	0	0	1	1	0	0	1	1	0	1
13568	0x3500	0	1	0	1	1	0	0	0	0	0	1
13569	0x3501	0	1	0	1	1	0	0	0	0	0	1
13570	0x3502	0	1	0	1	1	0	0	0	0	0	1
13571	0x3503	0	1	0	1	1	0	0	0	0	0	1
13572	0x3504	0	1	0	1	1	0	0	0	0	0	1
13573	0x3505	0	1	0	1	1	0	0	0	0	0	1
13575	0x3507	0	1	0	1	1	0	0	0	0	0	1
13576	0x3508	0	1	0	1	1	0	0	0	0	0	1

Table 2-8: Event SNMP Traps - ISDB-T (Cont.)

Event Identity – Decimal	Event Identity – Hex	Test	Event	PID	TSID	Network Identity	Service Type	Service Identity	Thresh-old Identity	Actual	Duration	Stream
13577	0x3509	0	1	1	1	1	0	1	0	0	0	1
13593	0x3519	0	1	0	1	1	0	0	0	0	0	1
13594	0x351A	0	1	0	1	1	0	0	0	0	0	1
13595	0x351B	0	1	0	1	1	0	0	0	0	0	1
13596	0x351C	0	1	0	1	1	0	0	0	0	0	1
13597	0x351D	0	1	0	1	1	0	0	0	0	0	1
13598	0x351E	0	1	0	1	1	0	0	0	0	0	1
13599	0x351F	0	1	1	1	1	0	1	0	0	0	1
13824	0x3600	1	0	0	1	1	0	0	1	1	0	1
14085	0x3705	1	0	1	1	1	1	1	1	1	0	1
14091	0x370B	1	0	1	1	1	1	1	1	1	0	1
14111	0x371F	1	0	1	1	1	1	1	1	1	0	1
14120	0x3728	1	0	1	1	1	0	1	1	1	1	1
14121	0x3729	1	0	1	1	1	1	1	1	1	0	1
14122	0x372A	1	0	1	1	1	1	1	1	1	0	1
14123	0x372B	1	0	0	0	0	0	0	0	0	0	0
14124	0x372C	1	0	0	0	0	0	0	0	0	0	0
14125	0x372D	1	0	0	0	0	0	0	0	0	0	0
14126	0x372E	1	0	1	1	1	1	1	1	1	0	1
14127	0x372F	1	0	1	1	1	1	1	1	1	0	1
14128	0x3730	1	0	0	0	0	0	0	0	0	0	0
14129	0x3731	1	0	0	0	0	0	0	0	0	0	0
14130	0x3732	1	0	0	0	0	0	0	0	0	0	0
14139	0x373B	1	0	1	1	1	1	1	1	1	0	1
14140	0x373C	1	0	0	0	0	0	0	0	0	0	0
14141	0x373D	1	0	1	1	1	1	1	1	1	0	1
14142	0x373E	1	0	0	0	0	0	0	0	0	0	0
14143	0x373F	1	0	0	0	0	0	0	0	0	0	0
14145	0x3741	1	0	0	0	0	0	0	0	0	0	0
14146	0x3742	1	0	0	0	0	0	0	0	0	0	0
14147	0x3743	1	0	1	1	1	1	1	1	1	0	1
14148	0x3744	1	0	1	1	1	1	1	1	1	0	1
14157	0x374D	1	0	0	0	0	0	0	0	0	0	0

Table 2-8: Event SNMP Traps - ISDB-T (Cont.)

Event Identity – Decimal	Event Identity – Hex	Test	Event	PID	TSID	Network Identity	Service Type	Service Identity	Threshold Identity	Actual	Duration	Stream
14158	0x374E	1	0	0	0	0	0	0	0	0	0	0
14209	0x3781	0	1	1	1	1	0	0	0	0	0	1
14226	0x3792	0	1	0	1	1	0	0	0	0	0	1
14233	0x3799	0	1	0	1	1	0	0	0	0	0	1
14234	0x379A	1	0	1	1	1	0	0	0	0	0	1
14235	0x379B	1	0	1	1	1	0	0	0	0	0	1
14236	0x379C	1	0	1	1	1	0	0	0	0	0	1
14238	0x379E	1	0	1	1	1	0	0	0	0	0	1
14239	0x379F	1	0	1	1	1	0	0	0	0	0	1
14240	0x37A0	1	0	1	1	1	0	0	0	0	0	1
14242	0x37A2	1	0	0	1	1	0	0	0	0	0	1
14243	0x37A3	1	0	0	1	1	0	0	0	0	0	1
14245	0x37A5	1	0	0	1	1	0	0	0	0	0	1
14246	0x37A6	1	0	0	1	1	0	1	0	0	0	1
14248	0x37A8	1	0	1	1	1	1	1	0	0	0	1
14257	0x37B1	1	0	0	1	1	0	0	1	1	0	1
14258	0x37B2	1	0	1	1	1	0	0	0	0	0	1
14259	0x37B3	1	0	1	1	1	0	0	0	0	0	1
14273	0x37C1	1	0	1	1	1	0	0	0	0	0	1
14274	0x37C2	1	0	1	1	1	0	0	1	0	0	1
14275	0x37C3	1	0	1	1	1	0	0	0	0	0	1
14276	0x37C4	1	0	0	1	1	1	1	1	1	0	1
14277	0x37C5	1	0	0	1	1	0	0	1	1	0	1
14288	0x37D0	1	0	0	0	0	0	0	0	0	0	0
14289	0x37D1	1	0	0	0	0	0	0	0	0	0	0
14290	0x37D2	1	0	0	0	0	0	0	0	0	0	0
14291	0x37D3	1	0	0	0	0	0	0	0	0	0	0
14292	0x37D4	1	0	0	0	0	0	0	0	0	0	0
14293	0x37D5	1	0	0	0	0	0	0	0	0	0	0
14294	0x37D6	1	0	0	0	0	0	0	0	0	0	0
14295	0x37D7	1	0	0	0	0	0	0	0	0	0	0
14296	0x37D8	1	0	0	0	0	0	0	0	0	0	0
14297	0x37D9	1	0	0	0	0	0	0	0	0	0	0

Table 2-8: Event SNMP Traps - ISDB-T (Cont.)

Event Identity – Decimal	Event Identity – Hex	Test	Event	PID	TSID	Network Identity	Service Type	Service Identity	Thresh-old Identity	Actual	Duration	Stream
14298	0x37DA	1	0	0	0	0	0	0	0	0	0	0
14299	0x37DB	1	0	0	0	0	0	0	0	0	0	0
14300	0x37DC	1	0	0	0	0	0	0	0	0	0	0
14301	0x37DD	1	0	0	0	0	0	0	0	0	0	0
14302	0x37DE	1	0	0	0	0	0	0	0	0	0	0
14303	0x37DF	1	0	0	0	0	0	0	0	0	0	0
14304	0x37E0	1	0	0	0	0	0	0	0	0	0	0
14305	0x37E1	1	0	0	0	0	0	0	0	0	0	0
14306	0x37E2	1	0	0	0	0	0	0	0	0	0	0
14307	0x37E3	1	0	0	0	0	0	0	0	0	0	0
14308	0x37E4	1	0	0	0	0	0	0	0	0	0	0
14309	0x37E5	1	0	0	0	0	0	0	0	0	0	0
14310	0x37E6	1	0	0	0	0	0	0	0	0	0	0
14311	0x37E7	1	0	0	0	0	0	0	0	0	0	0
14314	0x37EA	1	0	0	0	0	0	0	0	0	0	0
14315	0x37EB	1	0	0	0	0	0	0	0	0	0	0
14318	0x37EE	1	0	0	0	0	0	0	0	0	0	0
14319	0x37EF	1	0	0	0	0	0	0	0	0	0	0
14320	0x37F0	0	1	0	1	1	0	0	0	0	0	1
14321	0x37F1	0	1	0	1	1	0	0	0	0	0	1
14336	0x3800	1	0	0	1	1	0	0	1	1	1	1
14337	0x3801	1	0	0	1	1	0	0	1	1	0	1
14338	0x3802	1	0	0	1	1	0	0	1	1	0	1
14339	0x3803	1	0	0	1	1	0	0	1	1	0	1
14340	0x3804	1	0	0	1	1	0	0	1	1	0	1
14341	0x3805	1	0	0	1	1	0	0	1	1	0	1
14342	0x3806	1	0	0	1	1	0	0	1	1	0	1
14343	0x3807	1	0	0	1	1	0	0	1	1	0	1
14344	0x3808	1	0	0	1	1	0	0	1	1	0	1
14345	0x3809	1	0	0	1	1	0	0	1	1	0	1
14346	0x380A	1	0	0	1	1	0	0	1	1	0	1
14349	0x380D	1	0	0	1	1	0	0	1	1	0	1
14350	0x380E	1	0	0	1	1	0	0	1	1	0	1

Table 2-8: Event SNMP Traps - ISDB-T (Cont.)

Event Identity – Decimal	Event Identity – Hex	Test	Event	PID	TSID	Network Identity	Service Type	Service Identity	Threshold Identity	Actual	Duration	Stream
14351	0x380F	1	0	0	1	1	0	0	1	1	0	1
14352	0x3810	1	0	0	1	1	0	0	1	1	0	1
14353	0x3811	1	0	0	1	1	0	0	1	1	0	1
14354	0x3812	1	0	0	1	1	0	0	1	1	0	1
14355	0x3813	1	0	0	1	1	0	0	1	1	0	1
14356	0x3814	1	0	0	1	1	0	0	1	1	0	1
14357	0x3815	1	0	0	1	1	0	0	1	1	0	1
14371	0x3823	0	1	1	1	1	1	1	1	1	0	1
14372	0x3824	0	1	1	1	1	1	1	1	1	0	1
14373	0x3825	0	1	0	1	1	1	1	0	0	0	1
14375	0x3827	1	0	0	0	0	0	0	0	0	0	0
14376	0x3828	0	1	0	1	1	1	1	0	1	0	1
14377	0x3829	1	0	0	0	0	0	0	0	0	0	0
14416	0x3850	1	0	0	1	1	0	0	1	1	0	1
14417	0x3851	1	0	0	1	1	0	0	1	1	0	1
14418	0x3852	1	0	0	1	1	0	0	1	1	0	1
14419	0x3853	1	0	0	1	1	0	0	1	1	0	1
14420	0x3854	1	0	0	1	1	0	0	1	1	0	1
14421	0x3855	1	0	0	1	1	0	0	1	1	0	1
14422	0x3856	1	0	0	1	1	0	0	1	1	0	1
14423	0x3857	1	0	0	1	1	0	0	1	1	0	1
14597	0x3905	1	0	0	0	0	0	0	0	0	0	0
14601	0x3909	1	0	0	0	0	0	0	0	0	0	0
14605	0x390D	1	0	0	0	0	0	0	0	0	0	0
14607	0x390F	1	0	0	0	0	0	0	0	0	0	0
14672	0x3950	1	0	1	1	1	1	1	1	1	1	1
14673	0x3951	1	0	1	1	1	0	0	1	1	0	1
14674	0x3952	1	0	1	1	1	0	0	1	1	0	1
14675	0x3953	1	0	1	1	1	0	0	1	1	0	1
14676	0x3954	1	0	1	1	1	0	0	1	1	0	1
14682	0x395A	1	0	0	0	0	0	0	0	0	0	0
20992	0x5200	0	1	0	1	1	0	0	0	0	0	1
20993	0x5201	0	1	0	1	1	0	0	0	0	0	1

Table 2-8: Event SNMP Traps - ISDB-T (Cont.)

Event Identity – Decimal	Event Identity – Hex	Test	Event	PID	TSID	Network Identity	Service Type	Service Identity	Thresh-old Identity	Actual	Duration	Stream
20994	0x5202	0	1	0	1	1	0	0	0	0	0	1
20995	0x5203	1	0	0	1	1	0	0	0	0	0	1
24592	0x6010	1	0	1	1	1	0	0	1	1	0	1
24608	0x6020	1	0	1	1	1	0	0	1	1	0	1
24624	0x6030	1	0	1	1	1	0	0	1	1	0	1
24640	0x6040	1	0	1	1	1	1	1	1	1	0	1
24848	0x6110	1	0	1	1	1	1	1	1	1	0	1
24864	0x6120	1	0	1	1	1	1	1	1	1	0	1
24880	0x6130	1	0	1	1	1	1	1	1	1	0	1
24896	0x6140	1	0	1	1	1	1	1	1	1	0	1
24912	0x6150	1	0	1	1	1	1	1	0	1	0	1
25104	0x6210	1	0	1	1	1	1	1	1	1	0	1
25120	0x6220	1	0	1	1	1	1	1	1	1	0	1
25136	0x6230	1	0	1	1	1	1	1	1	1	0	1
25152	0x6240	1	0	1	1	1	1	1	1	1	0	1
25345	0x6301	1	0	1	1	1	1	1	1	1	0	1
45072	0xB010	0	1	0	1	1	0	0	0	0	0	1
45312	0xB100	0	1	0	1	1	0	0	0	0	0	1
49153	0xC001	0	1	1	1	1	1	1	1	1	0	1
49154	0xC002	1	0	0	1	1	0	0	1	1	0	1
49155	0xC003	1	0	0	1	1	0	0	1	1	0	1
49156	0xC004	1	0	0	1	1	0	0	1	1	0	1
49157	0xC005	1	0	0	1	1	0	0	1	1	0	1
49158	0xC006	1	0	0	1	1	0	0	1	1	0	1
49159	0xC007	1	0	0	1	1	0	0	1	1	0	1
49160	0xC008	1	0	0	1	1	0	0	1	1	0	1
49161	0xC009	1	0	0	1	1	0	0	1	1	0	1
49162	0xC00A	1	0	0	1	1	0	0	1	1	0	1
49163	0xC00B	1	0	0	1	1	0	0	1	1	0	1
49166	0xC00E	1	0	0	1	1	0	0	1	1	0	1
49167	0xC00F	1	0	0	1	1	0	0	1	1	0	1
49168	0xC010	1	0	0	1	1	0	0	1	1	0	1
49169	0xC011	1	0	0	1	1	0	0	1	1	0	1

Table 2-8: Event SNMP Traps - ISDB-T (Cont.)

Event Identity – Decimal	Event Identity – Hex	Test	Event	PID	TSID	Network Identity	Service Type	Service Identity	Threshold Identity	Actual	Duration	Stream
49170	0xC012	1	0	0	1	1	0	0	1	1	0	1
49171	0xC013	1	0	0	1	1	0	0	1	1	0	1
49172	0xC014	1	0	0	1	1	0	0	1	1	0	1
49173	0xC015	1	0	0	1	1	0	0	1	1	0	1
49174	0xC016	1	0	0	1	1	0	0	1	1	0	1
49175	0xC017	0	1	0	1	1	1	1	0	0	0	1
49176	0xC018	0	1	0	1	1	1	1	0	0	0	1
49177	0xC019	0	1	0	1	1	1	1	0	0	0	1
49178	0xC01A	0	1	0	1	1	1	1	0	0	0	1
49179	0xC01B	0	1	0	1	1	1	1	0	0	0	1
49183	0xC01F	1	0	1	1	1	0	0	0	0	0	1
49184	0xC020	1	0	0	1	1	0	0	1	1	0	1
49185	0xC021	1	0	0	1	1	0	0	1	1	0	1
49186	0xC022	1	0	0	1	1	0	0	1	1	0	1
49187	0xC023	1	0	0	1	1	0	0	1	1	0	1
49188	0xC024	1	0	0	1	1	0	0	1	1	0	1
49189	0xC025	1	0	0	1	1	0	0	1	1	0	1
49190	0xC026	1	0	0	1	1	0	0	1	1	0	1
49191	0xC027	1	0	0	1	1	0	0	1	1	0	1

Table 2-9: Event SNMP Traps - ISDB (Partial Reception)

Event Identity – Decimal	Event Identity – Hex	Test	Event	PID	TSID	Network Identity	Service Type	Service Identity	Threshold Identity	Actual	Duration	Stream
4144	0x1030	1	0	0	1	1	0	0	1	1	0	1
4145	0x1031	1	0	0	1	1	0	0	1	1	0	1
4146	0x1032	1	0	0	1	1	0	0	1	1	0	1
4160	0x1040	1	0	0	1	1	0	0	1	1	0	1
4161	0x1041	1	0	0	1	1	0	0	1	1	0	1
4162	0x1042	1	0	0	1	1	0	0	1	1	0	1
4163	0x1043	1	0	0	1	1	0	0	1	1	0	1

Table 2-9: Event SNMP Traps - ISDB (Partial Reception) (Cont.)

Event Identity – Decimal	Event Identity – Hex	Test	Event	PID	TSID	Network Identity	Service Type	Service Identity	Thresh-old Identity	Actual	Duration	Stream
4164	0x1044	1	0	0	1	1	0	0	1	1	0	1
4609	0x1201	1	0	0	1	1	0	0	1	1	0	1
4610	0x1202	1	0	0	1	1	0	0	1	1	0	1
4612	0x1204	0	1	0	1	1	0	0	0	0	0	1
4614	0x1206	1	0	0	1	1	0	0	1	1	0	1
4615	0x1207	0	1	0	1	1	0	0	0	0	0	1
4616	0x1208	0	1	0	1	1	0	0	0	0	0	1
4617	0x1209	0	1	0	1	1	0	0	0	0	0	1
4625	0x1211	1	0	0	1	1	0	0	1	1	0	1
4626	0x1212	1	0	0	1	1	0	0	1	1	0	1
4629	0x1215	1	0	0	1	1	0	0	1	1	0	1
4630	0x1216	1	0	0	1	1	0	0	1	1	0	1
8195	0x2003	1	0	0	1	1	0	0	1	1	0	1
8196	0x2004	1	0	1	1	1	1	1	1	1	0	1
8209	0x2011	1	0	1	1	1	1	1	0	0	0	1
12305	0x3011	1	0	0	1	1	0	0	0	0	0	1
12306	0x3012	0	1	0	1	1	0	0	0	0	0	1
12311	0x3017	1	0	1	1	1	1	1	0	0	1	1
12321	0x3021	0	1	1	1	1	0	0	0	0	0	1
12322	0x3022	0	1	1	1	1	0	1	0	0	0	1
12328	0x3028	1	0	1	1	1	0	0	1	1	0	1
12345	0x3039	1	0	1	1	1	1	1	1	1	0	1
12346	0x303A	1	0	1	1	1	0	0	0	1	1	1
12355	0x3043	1	0	1	1	1	0	0	1	1	0	1
12356	0x3044	1	0	1	1	1	0	0	1	1	0	1
12357	0x3045	1	0	1	1	1	0	0	1	1	0	1
12370	0x3052	0	1	0	1	1	0	1	0	0	0	1
12371	0x3053	1	0	0	1	1	0	0	0	0	1	1
12545	0x3101	0	1	1	1	1	0	0	0	0	0	1
12546	0x3102	1	0	1	1	1	0	0	0	0	0	1
12548	0x3104	1	0	1	1	1	0	0	0	0	0	1
12550	0x3106	0	1	1	1	1	0	0	0	0	0	1
12551	0x3107	0	1	1	1	1	0	0	0	0	0	1

Table 2-9: Event SNMP Traps - ISDB (Partial Reception) (Cont.)

Event Identity – Decimal	Event Identity – Hex	Test	Event	PID	TSID	Network Identity	Service Type	Service Identity	Threshold Identity	Actual	Duration	Stream
12553	0x3109	0	1	1	1	1	0	0	0	0	0	1
12564	0x3114	0	1	0	1	1	0	0	0	0	0	1
12567	0x3117	1	0	1	1	1	0	0	1	1	0	1
12568	0x3118	1	0	1	1	1	0	0	1	1	0	1
12569	0x3119	0	1	1	1	1	0	0	0	0	0	1
12570	0x311A	0	1	1	1	1	0	0	0	0	0	1
12571	0x311B	0	1	1	1	1	0	0	0	0	0	1
12572	0x311C	0	1	1	1	1	0	0	0	0	0	1
12573	0x311D	0	1	1	1	1	0	0	0	0	0	1
12574	0x311E	0	1	1	1	1	0	0	0	0	0	1
12575	0x311F	0	1	1	1	1	0	0	0	0	0	1
12582	0x3126	0	1	1	1	1	0	0	0	0	0	1
12594	0x3132	0	1	0	1	1	1	1	0	0	0	1
12595	0x3133	0	1	0	1	1	1	1	0	0	0	1
12640	0x3160	1	0	1	1	1	1	1	1	1	1	1
13568	0x3500	0	1	0	1	1	0	0	0	0	0	1
13569	0x3501	0	1	0	1	1	0	0	0	0	0	1
13570	0x3502	0	1	0	1	1	0	0	0	0	0	1
13572	0x3504	0	1	0	1	1	0	0	0	0	0	1
13575	0x3507	0	1	0	1	1	0	0	0	0	0	1
13576	0x3508	0	1	0	1	1	0	0	0	0	0	1
13577	0x3509	0	1	1	1	1	0	1	0	0	0	1
13593	0x3519	0	1	0	1	1	0	0	0	0	0	1
13594	0x351A	0	1	0	1	1	0	0	0	0	0	1
13595	0x351B	0	1	0	1	1	0	0	0	0	0	1
13598	0x351E	0	1	0	1	1	0	0	0	0	0	1
13599	0x351F	0	1	1	1	1	0	1	0	0	0	1
13824	0x3600	1	0	0	1	1	0	0	1	1	0	1
14085	0x3705	1	0	1	1	1	1	1	1	1	0	1
14091	0x370B	1	0	1	1	1	1	1	1	1	0	1
14111	0x371F	1	0	1	1	1	1	1	1	1	0	1
14120	0x3728	1	0	1	1	1	1	1	1	1	1	1
14121	0x3729	1	0	1	1	1	1	1	1	1	0	1

Table 2-9: Event SNMP Traps - ISDB (Partial Reception) (Cont.)

Event Identity – Decimal	Event Identity – Hex	Test	Event	PID	TSID	Network Identity	Service Type	Service Identity	Thresh-old Identity	Actual	Duration	Stream
14122	0x372A	1	0	1	1	1	1	1	1	1	0	1
14123	0x372B	1	0	0	0	0	0	0	0	0	0	0
14124	0x372C	1	0	0	0	0	0	0	0	0	0	0
14125	0x372D	1	0	0	0	0	0	0	0	0	0	0
14126	0x372E	1	0	1	1	1	1	1	1	1	0	1
14127	0x372F	1	0	1	1	1	1	1	1	1	0	1
14128	0x3730	1	0	0	0	0	0	0	0	0	0	0
14129	0x3731	1	0	0	0	0	0	0	0	0	0	0
14130	0x3732	1	0	0	0	0	0	0	0	0	0	0
14139	0x373B	1	0	1	1	1	1	1	1	1	0	1
14140	0x373C	1	0	0	0	0	0	0	0	0	0	0
14141	0x373D	1	0	1	1	1	1	1	1	1	0	1
14142	0x373E	1	0	0	0	0	0	0	0	0	0	0
14143	0x373F	1	0	0	0	0	0	0	0	0	0	0
14147	0x3743	1	0	1	1	1	1	1	1	1	0	1
14148	0x3744	1	0	1	1	1	1	1	1	1	0	1
14209	0x3781	0	1	1	1	1	0	0	0	0	0	1
14226	0x3792	0	1	0	1	1	0	0	0	0	0	1
14233	0x3799	0	1	0	1	1	0	0	0	0	0	1
14234	0x379A	1	0	1	1	1	0	0	0	0	0	1
14235	0x379B	1	0	1	1	1	0	0	0	0	0	1
14236	0x379C	1	0	1	1	1	0	0	0	0	0	1
14238	0x379E	1	0	1	1	1	0	0	0	0	0	1
14239	0x379F	1	0	1	1	1	0	0	0	0	0	1
14240	0x37A0	1	0	1	1	1	0	0	0	0	0	1
14242	0x37A2	1	0	0	1	1	0	0	0	0	0	1
14243	0x37A3	1	0	0	1	1	0	0	0	0	0	1
14245	0x37A5	1	0	0	1	1	0	0	0	0	0	1
14246	0x37A6	1	0	0	1	1	0	1	0	0	0	1
14257	0x37B1	1	0	0	1	1	0	0	1	1	0	1
14275	0x37C3	1	0	1	1	1	0	0	0	0	0	1
14276	0x37C4	1	0	0	1	1	1	1	1	1	0	1
14277	0x37C5	1	0	0	1	1	0	0	1	1	0	1

Table 2-9: Event SNMP Traps - ISDB (Partial Reception) (Cont.)

Event Identity – Decimal	Event Identity – Hex	Test	Event	PID	TSID	Network Identity	Service Type	Service Identity	Threshold Identity	Actual	Duration	Stream
14318	0x37EE	1	0	1	1	1	1	1	1	1	0	1
14319	0x37EF	1	0	1	1	1	1	1	1	1	0	1
14320	0x37F0	0	1	0	1	1	0	0	0	0	0	1
14321	0x37F1	0	1	0	1	1	0	0	0	0	0	1
14336	0x3800	1	0	0	1	1	0	0	1	1	1	1
14337	0x3801	1	0	0	1	1	0	0	1	1	0	1
14338	0x3802	1	0	0	1	1	0	0	1	1	0	1
14339	0x3803	1	0	0	1	1	0	0	1	1	0	1
14340	0x3804	1	0	0	1	1	0	0	1	1	0	1
14341	0x3805	1	0	0	1	1	0	0	1	1	0	1
14342	0x3806	1	0	0	1	1	0	0	1	1	0	1
14343	0x3807	1	0	0	1	1	0	0	1	1	0	1
14344	0x3808	1	0	0	1	1	0	0	1	1	0	1
14345	0x3809	1	0	0	1	1	0	0	1	1	0	1
14346	0x380A	1	0	0	1	1	0	0	1	1	0	1
14349	0x380D	1	0	0	1	1	0	0	1	1	0	1
14350	0x380E	1	0	0	1	1	0	0	1	1	0	1
14351	0x380F	1	0	0	1	1	0	0	1	1	0	1
14352	0x3810	1	0	0	1	1	0	0	1	1	0	1
14353	0x3811	1	0	0	1	1	0	0	1	1	0	1
14354	0x3812	1	0	0	1	1	0	0	1	1	0	1
14355	0x3813	1	0	0	1	1	0	0	1	1	0	1
14356	0x3814	1	0	0	1	1	0	0	1	1	0	1
14357	0x3815	1	0	0	1	1	0	0	1	1	0	1
14371	0x3823	0	1	1	1	1	1	1	1	1	0	1
14372	0x3824	0	1	1	1	1	1	1	1	1	0	1
14373	0x3825	0	1	0	1	1	1	1	0	0	0	1
14375	0x3827	1	0	0	0	0	0	0	0	0	0	0
14376	0x3828	0	1	0	1	1	1	1	0	1	0	1
14377	0x3829	1	0	0	0	0	0	0	0	0	0	0
14416	0x3850	1	0	0	1	1	0	0	1	1	0	1
14417	0x3851	1	0	0	1	1	0	0	1	1	0	1
14418	0x3852	1	0	0	1	1	0	0	1	1	0	1

Table 2-9: Event SNMP Traps - ISDB (Partial Reception) (Cont.)

Event Identity – Decimal	Event Identity – Hex	Test	Event	PID	TSID	Network Identity	Service Type	Service Identity	Thresh-old Identity	Actual	Duration	Stream
14419	0x3853	1	0	0	1	1	0	0	1	1	0	1
14420	0x3854	1	0	0	1	1	0	0	1	1	0	1
14421	0x3855	1	0	0	1	1	0	0	1	1	0	1
14422	0x3856	1	0	0	1	1	0	0	1	1	0	1
14423	0x3857	1	0	0	1	1	0	0	1	1	0	1
14597	0x3905	1	0	0	0	0	0	0	0	0	0	0
14601	0x3909	1	0	0	0	0	0	0	0	0	0	0
14605	0x390D	1	0	0	0	0	0	0	0	0	0	0
14607	0x390F	1	0	0	0	0	0	0	0	0	0	0
14672	0x3950	1	0	1	1	1	1	1	1	1	1	1
14673	0x3951	1	0	1	1	1	0	0	1	1	0	1
14674	0x3952	1	0	1	1	1	0	0	1	1	0	1
14682	0x395A	1	0	0	0	0	0	0	0	0	0	0
20992	0x5200	0	1	0	1	1	0	0	0	0	0	1
20993	0x5201	0	1	0	1	1	0	0	0	0	0	1
20994	0x5202	0	1	0	1	1	0	0	0	0	0	1
20995	0x5203	1	0	0	1	1	0	0	0	0	0	1
24592	0x6010	1	0	1	1	1	0	0	1	1	0	1
24608	0x6020	1	0	1	1	1	0	0	1	1	0	1
24624	0x6030	1	0	1	1	1	0	0	1	1	0	1
24640	0x6040	1	0	1	1	1	1	1	1	1	0	1
24848	0x6110	1	0	1	1	1	1	1	1	1	0	1
24864	0x6120	1	0	1	1	1	1	1	1	1	0	1
24880	0x6130	1	0	1	1	1	1	1	1	1	0	1
24896	0x6140	1	0	1	1	1	1	1	1	1	0	1
24912	0x6150	1	0	1	1	1	1	1	0	1	0	1
25104	0x6210	1	0	1	1	1	1	1	1	1	0	1
25120	0x6220	1	0	1	1	1	1	1	1	1	0	1
25136	0x6230	1	0	1	1	1	1	1	1	1	0	1
25152	0x6240	1	0	1	1	1	1	1	1	1	0	1
25345	0x6301	1	0	1	1	1	1	1	1	1	0	1
45072	0xB010	0	1	0	1	1	0	0	0	0	0	1
45312	0xB100	0	1	0	1	1	0	0	0	0	0	1

Table 2-9: Event SNMP Traps - ISDB (Partial Reception) (Cont.)

Event Identity – Decimal	Event Identity – Hex	Test	Event	PID	TSID	Network Identity	Service Type	Service Identity	Threshold Identity	Actual	Duration	Stream
49153	0xC001	0	1	1	1	1	1	1	1	1	0	1
49154	0xC002	1	0	0	1	1	0	0	1	1	0	1
49155	0xC003	1	0	0	1	1	0	0	1	1	0	1
49156	0xC004	1	0	0	1	1	0	0	1	1	0	1
49157	0xC005	1	0	0	1	1	0	0	1	1	0	1
49158	0xC006	1	0	0	1	1	0	0	1	1	0	1
49159	0xC007	1	0	0	1	1	0	0	1	1	0	1
49160	0xC008	1	0	0	1	1	0	0	1	1	0	1
49161	0xC009	1	0	0	1	1	0	0	1	1	0	1
49162	0xC00A	1	0	0	1	1	0	0	1	1	0	1
49163	0xC00B	1	0	0	1	1	0	0	1	1	0	1
49166	0xC00E	1	0	0	1	1	0	0	1	1	0	1
49167	0xC00F	1	0	0	1	1	0	0	1	1	0	1
49168	0xC010	1	0	0	1	1	0	0	1	1	0	1
49169	0xC011	1	0	0	1	1	0	0	1	1	0	1
49170	0xC012	1	0	0	1	1	0	0	1	1	0	1
49171	0xC013	1	0	0	1	1	0	0	1	1	0	1
49172	0xC014	1	0	0	1	1	0	0	1	1	0	1
49173	0xC015	1	0	0	1	1	0	0	1	1	0	1
49174	0xC016	1	0	0	1	1	0	0	1	1	0	1
49175	0xC017	0	1	0	1	1	1	1	0	0	0	1
49176	0xC018	0	1	0	1	1	1	1	0	0	0	1
49177	0xC019	0	1	0	1	1	1	1	0	0	0	1
49178	0xC01A	0	1	0	1	1	1	1	0	0	0	1
49179	0xC01B	0	1	0	1	1	1	1	0	0	0	1
49183	0xC01F	1	0	1	1	1	0	0	0	0	0	1
49184	0xC020	1	0	0	1	1	0	0	1	1	0	1
49185	0xC021	1	0	0	1	1	0	0	1	1	0	1
49186	0xC022	1	0	0	1	1	0	0	1	1	0	1
49187	0xC023	1	0	0	1	1	0	0	1	1	0	1
49188	0xC024	1	0	0	1	1	0	0	1	1	0	1
49189	0xC025	1	0	0	1	1	0	0	1	1	0	1

Table 2-9: Event SNMP Traps - ISDB (Partial Reception) (Cont.)

Event Identity – Decimal	Event Identity – Hex	Test	Event	PID	TSID	Network Identity	Service Type	Service Identity	Thresh-old Identity	Actual	Duration	Stream
49190	0xC026	1	0	0	1	1	0	0	1	1	0	1
49191	0xC027	1	0	0	1	1	0	0	1	1	0	1

Table 2-10: Event SNMP Traps -DCII

Event Identity – Decimal	Event Identity – Hex	Test	Event	PID	TSID	Network Identity	Service Type	Service Identity	Thresh-old Identity	Actual	Duration	Stream
4144	0x1030	1	0	0	1	0	0	0	1	1	0	1
4145	0x1031	1	0	0	1	0	0	0	1	1	0	1
4146	0x1032	1	0	0	1	0	0	0	1	1	0	1
4160	0x1040	1	0	0	1	0	0	0	1	1	0	1
4161	0x1041	1	0	0	1	0	0	0	1	1	0	1
4162	0x1042	1	0	0	1	0	0	0	1	1	0	1
4163	0x1043	1	0	0	1	0	0	0	1	1	0	1
4164	0x1044	1	0	0	1	0	0	0	1	1	0	1
4609	0x1201	1	0	0	1	0	0	0	1	1	0	1
4610	0x1202	1	0	0	1	0	0	0	1	1	0	1
4612	0x1204	0	1	0	1	0	0	0	0	0	0	1
4614	0x1206	1	0	0	1	0	0	0	1	1	0	1
4615	0x1207	0	1	0	1	0	0	0	0	0	0	1
4616	0x1208	0	1	0	1	0	0	0	0	0	0	1
4617	0x1209	0	1	0	1	0	0	0	0	0	0	1
4625	0x1211	1	0	0	1	0	0	0	1	1	0	1
4626	0x1212	1	0	0	1	0	0	0	1	1	0	1
4629	0x1215	1	0	0	1	0	0	0	1	1	0	1
4630	0x1216	1	0	0	1	0	0	0	1	1	0	1
8195	0x2003	1	0	0	1	0	0	0	1	1	0	1
8196	0x2004	1	0	1	1	0	1	1	1	1	1	1
8209	0x2011	1	0	1	1	0	1	1	0	0	0	1
12305	0x3011	1	0	0	1	0	0	0	0	0	0	1
12306	0x3012	0	1	0	1	0	0	0	0	0	0	1

Table 2-10: Event SNMP Traps -DCII (Cont.)

Event Identity – Decimal	Event Identity – Hex	Test	Event	PID	TSID	Network Identity	Service Type	Service Identity	Threshold Identity	Actual	Duration	Stream
12311	0x3017	1	0	1	1	0	1	1	0	0	1	1
12321	0x3021	0	1	0	1	0	0	0	0	0	0	1
12322	0x3022	0	1	1	1	0	0	0	0	0	0	1
12328	0x3028	1	0	1	1	0	1	1	1	1	1	1
12345	0x3039	1	0	1	1	0	1	1	1	1	0	1
12346	0x303A	1	0	1	1	0	0	0	0	1	1	1
12355	0x3043	1	0	1	1	0	1	1	1	1	0	1
12356	0x3044	1	0	1	1	0	1	1	1	1	0	1
12357	0x3045	1	0	1	1	0	1	1	1	1	0	1
12371	0x3053	1	0	0	1	0	0	0	0	0	1	1
12544	0x3100	1	0	1	1	0	0	0	1	1	1	1
12545	0x3101	0	1	1	1	0	0	0	0	0	0	1
12546	0x3102	1	0	1	1	0	0	0	0	0	0	1
12548	0x3104	1	0	1	1	0	0	0	0	0	0	1
12551	0x3107	0	1	1	1	0	0	0	0	0	0	1
12564	0x3114	0	1	0	1	0	0	0	0	0	0	1
12565	0x3115	1	0	1	1	0	1	1	1	1	0	1
12567	0x3117	1	0	1	1	0	1	1	1	1	1	1
12568	0x3118	1	0	1	1	0	1	1	1	1	0	1
12594	0x3132	0	1	0	1	0	1	1	0	0	0	1
12595	0x3133	0	1	0	1	0	1	1	0	0	0	1
12640	0x3160	1	0	1	1	0	1	1	1	1	1	1
13104	0x3330	1	0	0	1	0	0	0	1	1	0	1
13568	0x3500	0	1	0	1	0	0	0	0	0	0	1
13569	0x3501	0	1	0	1	0	0	0	0	0	0	1
13570	0x3502	0	1	0	1	0	0	0	0	0	0	1
13587	0x3513	0	1	0	1	0	0	0	0	0	0	1
13588	0x3514	0	1	0	1	0	0	0	0	0	0	1
13589	0x3515	0	1	0	1	0	0	0	0	0	0	1
13590	0x3516	0	1	0	1	0	0	0	0	0	0	1
13591	0x3517	0	1	0	1	0	0	0	0	0	0	1
13592	0x3518	0	1	0	1	0	0	0	0	0	0	1
13824	0x3600	1	0	0	1	0	0	0	1	1	0	1

Table 2-10: Event SNMP Traps -DCII (Cont.)

Event Identity – Decimal	Event Identity – Hex	Test	Event	PID	TSID	Network Identity	Service Type	Service Identity	Thresh-old Identity	Actual	Duration	Stream
14120	0x3728	1	0	1	1	0	1	1	1	1	0	1
14145	0x3741	1	0	1	1	0	1	1	1	1	0	1
14146	0x3742	1	0	1	1	0	1	1	1	1	0	1
14147	0x3743	1	0	1	1	0	1	1	1	1	1	1
14148	0x3744	1	0	1	1	0	1	1	1	1	1	1
14336	0x3800	1	0	0	1	0	0	0	1	1	1	1
14337	0x3801	1	0	0	1	0	0	0	1	1	0	1
14338	0x3802	1	0	0	1	0	0	0	1	1	0	1
14339	0x3803	1	0	0	1	0	0	0	1	1	0	1
14340	0x3804	1	0	0	1	0	0	0	1	1	0	1
14341	0x3805	1	0	0	1	0	0	0	1	1	0	1
14342	0x3806	1	0	0	1	0	0	0	1	1	0	1
14343	0x3807	1	0	0	1	0	0	0	1	1	0	1
14344	0x3808	1	0	0	1	0	0	0	1	1	0	1
14345	0x3809	1	0	0	1	0	0	0	1	1	0	1
14346	0x380A	1	0	0	1	0	0	0	1	1	0	1
14349	0x380D	1	0	0	1	0	0	0	1	1	0	1
14350	0x380E	1	0	0	1	0	0	0	1	1	0	1
14351	0x380F	1	0	0	1	0	0	0	1	1	0	1
14352	0x3810	1	0	0	1	0	0	0	1	1	0	1
14353	0x3811	1	0	0	1	0	0	0	1	1	0	1
14354	0x3812	1	0	0	1	0	0	0	1	1	0	1
14355	0x3813	1	0	0	1	0	0	0	1	1	0	1
14356	0x3814	1	0	0	1	0	0	0	1	1	0	1
14357	0x3815	1	0	0	1	0	0	0	1	1	0	1
14371	0x3823	0	1	1	1	0	1	1	1	1	0	1
14372	0x3824	0	1	1	1	0	1	1	1	1	0	1
14373	0x3825	0	1	0	1	0	1	1	0	0	0	1
14375	0x3827	1	0	0	0	0	0	0	0	0	0	0
14376	0x3828	0	1	0	1	0	1	1	0	1	0	1
14377	0x3829	1	0	0	0	0	0	0	0	0	0	0
14384	0x3830	1	0	0	1	0	0	0	0	0	0	1
14385	0x3831	1	0	0	1	0	0	0	0	0	0	1

Table 2-10: Event SNMP Traps -DCII (Cont.)

Event Identity – Decimal	Event Identity – Hex	Test	Event	PID	TSID	Network Identity	Service Type	Service Identity	Thresh- old Identity	Actual	Duration	Stream
14386	0x3832	1	0	0	1	0	0	0	0	0	0	1
14387	0x3833	1	0	0	1	0	0	0	0	0	0	1
14388	0x3834	1	0	0	1	0	0	0	0	0	0	1
14389	0x3835	1	0	0	1	0	0	0	0	0	0	1
14416	0x3850	1	0	0	1	0	0	0	1	1	0	1
14417	0x3851	1	0	0	1	0	0	0	1	1	0	1
14418	0x3852	1	0	0	1	0	0	0	1	1	1	1
14419	0x3853	1	0	0	1	0	0	0	1	1	0	1
14420	0x3854	1	0	0	1	0	0	0	1	1	0	1
14421	0x3855	1	0	0	1	0	0	0	1	1	0	1
14422	0x3856	1	0	0	1	0	0	0	1	1	0	1
14423	0x3857	1	0	0	1	0	0	0	1	1	0	1
14672	0x3950	1	0	1	1	0	1	1	1	1	0	1
20992	0x5200	0	1	0	1	0	0	0	0	0	0	1
20993	0x5201	0	1	0	1	0	0	0	0	0	0	1
20994	0x5202	0	1	0	1	0	0	0	0	0	0	1
20995	0x5203	1	0	0	1	0	0	0	0	0	0	1
20996	0x5204	0	1	0	1	0	0	0	0	0	0	1
24592	0x6010	1	0	1	1	0	0	0	1	1	0	1
24640	0x6040	1	0	1	1	0	1	1	1	1	0	1
24848	0x6110	1	0	1	1	0	1	1	1	1	0	1
24864	0x6120	1	0	1	1	0	1	1	1	1	0	1
24880	0x6130	1	0	1	1	0	1	1	1	1	1	1
24896	0x6140	1	0	1	1	0	1	1	1	1	0	1
24912	0x6150	1	0	1	1	0	1	1	0	1	0	1
25104	0x6210	1	0	1	1	0	1	1	1	1	0	1
25120	0x6220	1	0	1	1	0	1	1	1	1	0	1
25136	0x6230	1	0	1	1	0	1	1	1	1	0	1
25152	0x6240	1	0	1	1	0	1	1	1	1	0	1
25345	0x6301	1	0	1	1	0	1	1	1	1	0	1
45072	0xB010	0	1	0	1	0	0	0	0	0	0	1
45312	0xB100	0	1	0	1	0	0	0	0	0	0	1
49153	0xC001	0	1	1	1	0	1	1	1	1	0	1

Table 2-10: Event SNMP Traps -DCII (Cont.)

Event Identity – Decimal	Event Identity – Hex	Test	Event	PID	TSID	Network Identity	Service Type	Service Identity	Thresh-old Identity	Actual	Duration	Stream
49154	0xC002	1	0	0	1	0	0	0	1	1	0	1
49155	0xC003	1	0	0	1	0	0	0	1	1	0	1
49156	0xC004	1	0	0	1	0	0	0	1	1	0	1
49157	0xC005	1	0	0	1	0	0	0	1	1	0	1
49158	0xC006	1	0	0	1	0	0	0	1	1	0	1
49159	0xC007	1	0	0	1	0	0	0	1	1	0	1
49160	0xC008	1	0	0	1	0	0	0	1	1	0	1
49161	0xC009	1	0	0	1	0	0	0	1	1	0	1
49162	0xC00A	1	0	0	1	0	0	0	1	1	0	1
49163	0xC00B	1	0	0	1	0	0	0	1	1	0	1
49166	0xC00E	1	0	0	1	0	0	0	1	1	0	1
49167	0xC00F	1	0	0	1	0	0	0	1	1	0	1
49168	0xC010	1	0	0	1	0	0	0	1	1	0	1
49169	0xC011	1	0	0	1	0	0	0	1	1	0	1
49170	0xC012	1	0	0	1	0	0	0	1	1	0	1
49171	0xC013	1	0	0	1	0	0	0	1	1	0	1
49172	0xC014	1	0	0	1	0	0	0	1	1	0	1
49173	0xC015	1	0	0	1	0	0	0	1	1	0	1
49174	0xC016	1	0	0	1	0	0	0	1	1	0	1
49175	0xC017	0	1	0	1	0	1	1	0	0	0	1
49176	0xC018	0	1	0	1	0	1	1	0	0	0	1
49177	0xC019	0	1	0	1	0	1	1	0	0	0	1
49178	0xC01A	0	1	0	1	0	1	1	0	0	0	1
49179	0xC01B	0	1	0	1	0	1	1	0	0	0	1
49184	0xC020	1	0	0	1	0	0	0	1	1	0	1
49185	0xC021	1	0	0	1	0	0	0	1	1	0	1
49186	0xC022	1	0	0	1	0	0	0	1	1	0	1
49187	0xC023	1	0	0	1	0	0	0	1	1	0	1
49188	0xC024	1	0	0	1	0	0	0	1	1	0	1
49189	0xC025	1	0	0	1	0	0	0	1	1	0	1
49190	0xC026	1	0	0	1	0	0	0	1	1	0	1
49191	0xC027	1	0	0	1	0	0	0	1	1	0	1

Table 2-11: Event SNMP Traps - China

Event Identity – Decimal	Event Identity – Hex	Test	Event	PID	TSID	Network Identity	Service Type	Service Identity	Threshold Identity	Actual	Duration	Stream
4144	0x1030	1	0	0	1	1	0	0	1	1	0	1
4145	0x1031	1	0	0	1	1	0	0	1	1	0	1
4146	0x1032	1	0	0	1	1	0	0	1	1	0	1
4160	0x1040	1	0	0	1	1	0	0	1	1	0	1
4161	0x1041	1	0	0	1	1	0	0	1	1	0	1
4162	0x1042	1	0	0	1	1	0	0	1	1	0	1
4163	0x1043	1	0	0	1	1	0	0	1	1	0	1
4164	0x1044	1	0	0	1	1	0	0	1	1	0	1
4609	0x1201	1	0	0	1	1	0	0	1	1	0	1
4610	0x1202	1	0	0	1	1	0	0	1	1	0	1
4612	0x1204	0	1	0	1	1	0	0	0	0	0	1
4614	0x1206	1	0	0	1	1	0	0	1	1	0	1
4615	0x1207	0	1	0	1	1	0	0	0	0	0	1
4616	0x1208	0	1	0	1	1	0	0	0	0	0	1
4617	0x1209	0	1	0	1	1	0	0	0	0	0	1
4625	0x1211	1	0	0	1	1	0	0	1	1	0	1
4626	0x1212	1	0	0	1	1	0	0	1	1	0	1
4629	0x1215	1	0	0	1	1	0	0	1	1	0	1
4630	0x1216	1	0	0	1	1	0	0	1	1	0	1
8195	0x2003	1	0	0	1	1	0	0	1	1	1	1
8196	0x2004	1	0	1	1	1	1	1	1	1	1	1
8209	0x2011	1	0	1	1	1	1	1	0	0	0	1
12305	0x3011	1	0	0	1	1	0	0	0	0	0	1
12306	0x3012	0	1	0	1	1	0	0	0	0	0	1
12311	0x3017	1	0	1	1	1	1	1	0	0	1	1
12321	0x3021	0	1	0	1	1	0	0	0	0	0	1
12322	0x3022	0	1	1	1	1	0	0	0	0	0	1
12328	0x3028	1	0	1	1	1	1	1	1	1	1	1
12345	0x3039	1	0	1	1	1	1	1	1	1	0	1
12346	0x303A	1	0	1	1	1	0	0	0	1	1	1
12355	0x3043	1	0	1	1	1	1	1	1	1	0	1
12356	0x3044	1	0	1	1	1	1	1	1	1	0	1
12357	0x3045	1	0	1	1	1	1	1	1	1	0	1

Table 2-11: Event SNMP Traps - China (Cont.)

Event Identity – Decimal	Event Identity – Hex	Test	Event	PID	TSID	Network Identity	Service Type	Service Identity	Thresh-old Identity	Actual	Duration	Stream
12369	0x3051	1	0	0	0	0	0	0	0	0	0	0
12370	0x3052	0	1	0	1	1	0	1	0	0	0	1
12371	0x3053	1	0	0	1	1	0	0	0	0	1	1
12544	0x3100	1	0	1	1	1	0	0	1	1	0	1
12545	0x3101	0	1	1	1	1	0	0	0	0	0	1
12546	0x3102	1	0	1	1	1	0	0	0	0	0	1
12548	0x3104	1	0	1	1	1	1	1	0	0	0	1
12550	0x3106	0	1	1	1	1	0	0	0	0	0	1
12551	0x3107	0	1	1	1	1	0	0	0	0	0	1
12553	0x3109	0	1	1	1	1	0	0	0	0	0	1
12561	0x3111	0	1	1	1	1	0	0	0	0	0	1
12562	0x3112	1	0	1	1	1	0	0	1	1	0	1
12563	0x3113	0	1	1	1	1	0	0	0	0	0	1
12564	0x3114	0	1	0	1	1	0	0	0	0	0	1
12565	0x3115	1	0	1	1	1	1	1	1	1	0	1
12567	0x3117	1	0	1	1	1	1	1	1	1	1	1
12568	0x3118	1	0	1	1	1	1	1	1	1	1	1
12575	0x311F	0	1	1	1	1	0	0	0	0	0	1
12576	0x3120	0	1	1	1	1	0	0	0	0	0	1
12582	0x3126	0	1	1	1	1	0	0	0	0	0	1
12594	0x3132	0	1	0	1	1	1	1	0	0	0	1
12595	0x3133	0	1	0	1	1	1	1	0	0	0	1
12640	0x3160	1	0	1	1	1	1	1	1	1	1	1
13104	0x3330	1	0	0	1	1	0	0	1	1	0	1
13105	0x3331	1	0	0	1	1	0	0	1	1	0	1
13316	0x3404	1	0	1	1	1	0	0	1	1	0	1
13328	0x3410	1	0	1	1	1	0	0	1	1	0	1
13329	0x3411	1	0	1	1	1	0	0	1	1	0	1
13330	0x3412	0	1	1	1	1	0	0	1	1	0	1
13331	0x3413	0	1	1	1	1	0	0	1	1	0	1
13332	0x3414	1	0	1	1	1	0	0	1	1	0	1
13333	0x3415	1	0	1	1	1	0	0	1	1	0	1
13334	0x3416	1	0	1	1	1	0	0	1	1	0	1

Table 2-11: Event SNMP Traps - China (Cont.)

Event Identity – Decimal	Event Identity – Hex	Test	Event	PID	TSID	Network Identity	Service Type	Service Identity	Threshold Identity	Actual	Duration	Stream
13568	0x3500	0	1	0	1	1	0	0	0	0	0	1
13569	0x3501	0	1	0	1	1	0	0	0	0	0	1
13570	0x3502	0	1	0	1	1	0	0	0	0	0	1
13571	0x3503	0	1	0	1	1	0	0	0	0	0	1
13572	0x3504	0	1	0	1	1	0	0	0	0	0	1
13573	0x3505	0	1	0	1	1	0	0	0	0	0	1
13574	0x3506	0	1	0	1	1	0	0	0	0	0	1
13575	0x3507	0	1	0	1	1	0	0	0	0	0	1
13576	0x3508	0	1	0	1	1	0	0	0	0	0	1
13577	0x3509	0	1	0	1	1	0	0	0	0	0	1
13598	0x351E	0	1	0	1	1	0	0	0	0	0	1
13599	0x351F	0	1	0	1	1	0	0	0	0	0	1
13824	0x3600	1	0	0	1	1	0	0	1	1	1	1
14085	0x3705	1	0	1	1	1	1	1	1	1	0	1
14091	0x370B	1	0	1	1	1	1	1	1	1	1	1
14097	0x3711	1	0	1	1	1	1	1	1	1	0	1
14098	0x3712	1	0	1	1	1	1	1	1	1	0	1
14101	0x3715	1	0	1	1	1	1	1	1	1	0	1
14102	0x3716	1	0	1	1	1	1	1	1	1	0	1
14111	0x371F	1	0	1	1	1	1	1	1	1	0	1
14120	0x3728	1	0	1	1	1	1	1	1	1	0	1
14121	0x3729	1	0	1	1	1	1	1	1	1	0	1
14122	0x372A	1	0	1	1	1	1	1	1	1	0	1
14123	0x372B	1	0	0	0	0	0	0	0	0	0	0
14124	0x372C	1	0	0	0	0	0	0	0	0	0	0
14125	0x372D	1	0	0	0	0	0	0	0	0	0	0
14126	0x372E	1	0	1	1	1	1	1	1	1	0	1
14127	0x372F	1	0	1	1	1	1	1	1	1	1	1
14128	0x3730	1	0	1	1	1	1	1	1	1	0	1
14129	0x3731	1	0	1	1	1	1	1	1	1	1	1
14130	0x3732	1	0	1	1	1	1	1	1	1	0	1
14131	0x3733	1	0	1	1	1	1	1	1	1	0	1
14132	0x3734	1	0	1	1	1	1	1	1	1	1	1

Table 2-11: Event SNMP Traps - China (Cont.)

Event Identity – Decimal	Event Identity – Hex	Test	Event	PID	TSID	Network Identity	Service Type	Service Identity	Thresh-old Identity	Actual	Duration	Stream
14133	0x3735	1	0	1	1	1	1	1	1	1	0	1
14134	0x3736	1	0	1	1	1	1	1	1	1	1	1
14135	0x3737	1	0	1	1	1	1	1	1	1	0	1
14136	0x3738	1	0	1	1	1	1	1	1	1	0	1
14137	0x3739	1	0	1	1	1	1	1	1	1	0	1
14138	0x373A	1	0	0	0	0	0	0	0	0	0	0
14139	0x373B	1	0	0	0	0	0	0	0	0	0	0
14140	0x373C	1	0	1	1	1	1	1	1	1	0	1
14141	0x373D	1	0	1	1	1	1	1	1	1	0	1
14142	0x373E	1	0	0	0	0	0	0	0	0	0	0
14143	0x373F	1	0	0	0	0	0	0	0	0	0	0
14336	0x3800	1	0	0	1	1	0	0	1	1	0	1
14337	0x3801	1	0	0	1	1	0	0	1	1	0	1
14338	0x3802	1	0	0	1	1	0	0	1	1	0	1
14339	0x3803	1	0	0	1	1	0	0	1	1	0	1
14340	0x3804	1	0	0	1	1	0	0	1	1	0	1
14341	0x3805	1	0	0	1	1	0	0	1	1	0	1
14342	0x3806	1	0	0	1	1	0	0	1	1	0	1
14343	0x3807	1	0	0	1	1	0	0	1	1	0	1
14344	0x3808	1	0	0	1	1	0	0	1	1	0	1
14345	0x3809	1	0	0	1	1	0	0	1	1	0	1
14346	0x380A	1	0	0	1	1	0	0	1	1	0	1
14349	0x380D	1	0	0	1	1	0	0	1	1	0	1
14350	0x380E	1	0	0	1	1	0	0	1	1	0	1
14351	0x380F	1	0	0	1	1	0	0	1	1	0	1
14352	0x3810	1	0	0	1	1	0	0	1	1	0	1
14353	0x3811	1	0	0	1	1	0	0	1	1	0	1
14354	0x3812	1	0	0	1	1	0	0	1	1	0	1
14355	0x3813	1	0	0	1	1	0	0	1	1	0	1
14356	0x3814	1	0	0	1	1	0	0	1	1	0	1
14357	0x3815	1	0	0	1	1	0	0	1	1	0	1
14371	0x3823	0	1	1	1	1	1	1	1	1	0	1
14372	0x3824	0	1	1	1	1	1	1	1	1	0	1

Table 2-11: Event SNMP Traps - China (Cont.)

Event Identity – Decimal	Event Identity – Hex	Test	Event	PID	TSID	Network Identity	Service Type	Service Identity	Threshold Identity	Actual	Duration	Stream
14373	0x3825	0	1	0	1	1	1	1	0	0	0	1
14375	0x3827	1	0	0	0	0	0	0	0	0	0	0
14376	0x3828	0	1	0	1	1	1	1	0	1	0	1
14377	0x3829	1	0	0	0	0	0	0	0	0	0	0
14416	0x3850	1	0	0	1	1	0	0	1	1	0	1
14417	0x3851	1	0	0	1	1	0	0	1	1	0	1
14418	0x3852	1	0	0	1	1	0	0	1	1	0	1
14419	0x3853	1	0	0	1	1	0	0	1	1	0	1
14420	0x3854	1	0	0	1	1	0	0	1	1	0	1
14421	0x3855	1	0	0	1	1	0	0	1	1	0	1
14422	0x3856	1	0	0	1	1	0	0	1	1	0	1
14423	0x3857	1	0	0	1	1	0	0	1	1	0	1
14672	0x3950	1	0	1	1	1	1	1	1	1	1	1
14673	0x3951	1	0	1	1	1	0	0	1	1	1	1
14674	0x3952	1	0	1	1	1	0	0	1	1	1	1
14675	0x3953	1	0	1	1	1	0	0	1	1	0	1
14676	0x3954	1	0	1	1	1	0	0	1	1	0	1
14677	0x3955	1	0	1	1	1	0	0	1	1	0	1
14678	0x3956	1	0	1	1	1	0	0	1	1	0	1
14679	0x3957	1	0	1	1	1	0	1	1	1	1	1
14680	0x3958	1	0	1	1	1	0	0	1	1	0	1
14681	0x3959	1	0	1	1	1	0	0	1	1	0	1
14682	0x395A	1	0	1	1	1	1	1	1	1	0	1
14683	0x395B	1	0	1	1	1	0	0	1	1	0	1
20992	0x5200	0	1	0	1	1	0	0	0	0	0	1
20993	0x5201	0	1	0	1	1	0	0	0	0	0	1
20994	0x5202	0	1	0	1	1	0	0	0	0	0	1
20995	0x5203	1	0	0	1	1	0	0	0	0	0	1
24592	0x6010	1	0	1	1	1	0	0	1	1	0	1
24608	0x6020	1	0	1	1	1	0	0	1	1	0	1
24624	0x6030	1	0	1	1	1	0	0	1	1	0	1
24640	0x6040	1	0	1	1	1	1	1	1	1	0	1
24848	0x6110	1	0	1	1	1	1	1	1	1	0	1

Table 2-11: Event SNMP Traps - China (Cont.)

Event Identity – Decimal	Event Identity – Hex	Test	Event	PID	TSID	Network Identity	Service Type	Service Identity	Thresh-old Identity	Actual	Duration	Stream
24864	0x6120	1	0	1	1	1	1	1	1	1	0	1
24880	0x6130	1	0	1	1	1	1	1	1	1	0	1
24896	0x6140	1	0	1	1	1	1	1	1	1	0	1
24912	0x6150	1	0	1	1	1	1	1	0	1	0	1
25104	0x6210	1	0	1	1	1	1	1	1	1	0	1
25120	0x6220	1	0	1	1	1	1	1	1	1	0	1
25136	0x6230	1	0	1	1	1	1	1	1	1	0	1
25152	0x6240	1	0	1	1	1	1	1	1	1	0	1
25345	0x6301	1	0	1	1	1	1	1	1	1	0	1
45072	0xB010	0	1	0	1	1	0	0	0	0	0	1
45312	0xB100	0	1	0	1	1	0	0	0	0	0	1
49153	0xC001	0	1	1	1	1	1	1	1	1	0	1
49154	0xC002	1	0	0	1	1	0	0	1	1	0	1
49155	0xC003	1	0	0	1	1	0	0	1	1	0	1
49156	0xC004	1	0	0	1	1	0	0	1	1	0	1
49157	0xC005	1	0	0	1	1	0	0	1	1	0	1
49158	0xC006	1	0	0	1	1	0	0	1	1	0	1
49159	0xC007	1	0	0	1	1	0	0	1	1	0	1
49160	0xC008	1	0	0	1	1	0	0	1	1	0	1
49161	0xC009	1	0	0	1	1	0	0	1	1	0	1
49162	0xC00A	1	0	0	1	1	0	0	1	1	0	1
49163	0xC00B	1	0	0	1	1	0	0	1	1	0	1
49166	0xC00E	1	0	0	1	1	0	0	1	1	0	1
49167	0xC00F	1	0	0	1	1	0	0	1	1	0	1
49168	0xC010	1	0	0	1	1	0	0	1	1	0	1
49169	0xC011	1	0	0	1	1	0	0	1	1	0	1
49170	0xC012	1	0	0	1	1	0	0	1	1	0	1
49171	0xC013	1	0	0	1	1	0	0	1	1	0	1
49172	0xC014	1	0	0	1	1	0	0	1	1	0	1
49173	0xC015	1	0	0	1	1	0	0	1	1	0	1
49174	0xC016	1	0	0	1	1	0	0	1	1	0	1
49175	0xC017	0	1	0	1	1	1	1	0	0	0	1
49176	0xC018	0	1	0	1	1	1	1	0	0	0	1

Table 2-11: Event SNMP Traps - China (Cont.)

Event Identity – Decimal	Event Identity – Hex	Test	Event	PID	TSID	Network Identity	Service Type	Service Identity	Threshold Identity	Actual	Duration	Stream
49177	0xC019	0	1	0	1	1	1	1	0	0	0	1
49178	0xC01A	0	1	0	1	1	1	1	0	0	0	1
49179	0xC01B	0	1	0	1	1	1	1	0	0	0	1
49184	0xC020	1	0	0	1	1	0	0	1	1	0	1
49185	0xC021	1	0	0	1	1	0	0	1	1	0	1
49186	0xC022	1	0	0	1	1	0	0	1	1	0	1
49187	0xC023	1	0	0	1	1	0	0	1	1	0	1
49188	0xC024	1	0	0	1	1	0	0	1	1	0	1
49189	0xC025	1	0	0	1	1	0	0	1	1	0	1
49190	0xC026	1	0	0	1	1	0	0	1	1	0	1
49191	0xC027	1	0	0	1	1	0	0	1	1	0	1

Table 2-12: Event SNMP Traps - IP

Event Identity – Decimal	Event Identity – Hex	Test	Event	Source IP	Destination IP	Destination Port
36867	0x9003	1	0	1	1	1
36869	0x9005	1	0	1	1	1
36870	0x9006	0	1	1	1	1
36871	0x9007	1	0	1	1	1
36872	0x9008	1	0	1	1	1
37121	0x9101	0	1	1	1	1
37122	0x9102	0	1	1	1	1
37123	0x9103	0	1	1	1	1



Configuration File Structure

Configuration File Structure

This appendix provides an overview of the MTM400 configuration file, which allows units to be completely configured or partially updated. If no configuration file is implemented, settings will use default values. Note that configuration files can be uploaded to the unit, but must be made active to have any effect.

The file is presented in XML (Extensible Markup Language) format. XML is a hierarchical language that can be interpreted by MTM400 units. It can be edited using either a simple text editor such as Microsoft NotePad, or a more sophisticated editor.

An XML configuration definition file (*.xsd) can be downloaded from the MTM400 by entering the following address in your browser address field:

`http://<mtm400 address>/config.xsd`

An XSD file, used in conjunction with an XML editor, will ensure that any proposed XML configuration file is valid. Examining the XSD file will reveal the complete range of available elements and attributes.

XML is formatted using elements and attributes, which are indicated in a document using tags. Tags begin with a '<' and close with a '>'. End tags include a '/' before the name of the element; empty tags include a '/' before the closing '>'.

```
<LBandSettings Name = "Default">
  <OscillatorFrequency>10600000</OscillatorFrequency>
  <TransponderFrequency>11837000</TransponderFrequency>
  <PolarVolts>0</PolarVolts>
  <SymbolRate>27500000</SymbolRate>
  <ViterbiRate>2</ViterbiRate>
  <ViterbiRateAuto>1</ViterbiRateAuto>
  <Tone22K>0</Tone22K>
  <InvertSpectrum>1</InvertSpectrum>
</LBandSettings>
```

The <LBandSettings Name = "Default"> tag opens the LBandSettings element. The LBandSettings attribute, Name, is set to 'Default'. The LBandSettings element contains a number of discrete elements. This results in a nested structure. Any of the elements can contain further nested elements. The LBandSettings element is closed with the closing tag </LBandSettings>.

Configuration file sections can consist of Arrays or Ever-present parameters.

- **Arrays** are lists or collections of related parameters, those relating to PIDs for example, and may or may not be present, depending on the setup required.

In the extract shown below, an array of disabled events is allocated to PID number 0:

```
<PID Number="0" ForcePresence="0">  
<DisabledEvents>0x2004 0x2011 0x3017 0x3028 0x303a 0x3043 0x3044 0x3045  
0x3117 0x3118 0x3124 0x3132 0x3133 0x3728</DisabledEvents>  
</PID>
```

- **Ever-present** parameters always have current values in the MTM400, for example, <PI1> Interface Selection. They will never be deleted, but may be updated through the configuration file.

Updating

NOTE. *The Update attribute is not used for Ever-present parameters.*

The Update attribute attached to a number of container elements allows members of a group to be completely replaced or partially updated.

For example, in the Programs group, each Program contains three parameters: <PV1>, <PV2>, and <PV3>.

- If the Programs Update attribute is set to Absolute (<Programs Update="Absolute">), values included in each Program container will completely replace the current values. Program values not explicitly stated in the configuration file will revert to default values. Table 3–1 shows an example.
- If the Programs Update attribute is set to Incremental (<Programs Update="Incremental">), values present in the configuration file will be created or overwrite the current values. Program values that have been previously set, but not included in this configuration file, will remain unchanged. Program values that do not exist in the current setup will be added. Table 3–2 shows an example.

Table 3-1: Absolute update – example

Current values	Configuration file values	Updated values
<p>.....</p> <p>Program 1 PV1 = 98 kbit/s PV2 = 34 Mbit/s PV3 = PMT test disabled</p> <p>Program 2 PV1 = 110 kbit/s PV2 = 100 Mbit/s PV3 = PMT test disabled</p> <p>Program 3 PV1 = 75 kbit/s PV2 = 123 Mbit/s PV3 = PMT test disabled</p> <p>.....</p>	<p>.....</p> <p><Programs Update="Absolute"> <Program Number="1"> <PV1>300000</PV1> <PV2>2000000</PV2> <PV3>0</PV3> </Program> <Program Number="3"> <PV1>400000</PV1> <PV2>100000000</PV2> <PV3>1</PV3> </Program> </Programs></p> <p>.....</p>	<p>.....</p> <p>Program 1 PV1 = 300 kbit/s PV2 = 2 Mbit/s PV3 = PMT test disabled</p> <p>(Program 2 will use default values.)</p> <p>Program 3 PV1 = 400 kbit/s PV2 = 100 Mbit/s PV3 = PMT test enabled</p> <p>.....</p>

Table 3-2: Incremental update – example

Current values	Configuration file values	Updated values
<p>.....</p> <p>Program 1 PV1 = 98 kbit/s PV2 = 34 Mbit/s PV3 = PMT test disabled</p> <p>Program 2 PV1 = 110 kbit/s PV2 = 100 Mbit/s PV3 = PMT test disabled</p> <p>Program 3 PV1 = 75 kbit/s PV2 = 123 Mbit/s PV3 = PMT test disabled</p> <p>.....</p>	<p>.....</p> <p><Programs Update="Incremental"> <Program Number="1"> <PV1>300000</PV1> <PV2>2000000</PV2> <PV3>0</PV3> </Program> <Program Number="3"> <PV1>400000</PV1> <PV2>100000000</PV2> <PV3>1</PV3> </Program> </Programs></p> <p>.....</p>	<p>.....</p> <p>Program 1 PV1 = 300 kbit/s PV2 = 2 Mbit/s PV3 = PMT test disabled</p> <p>Program 2 PV1 = 110 kbit/s PV2 = 100 Mbit/s PV3 = PMT test disabled</p> <p>Program 3 PV1 = 400 kbit/s PV2 = 100 Mbit/s PV3 = PMT test enabled</p> <p>.....</p>

For example, if the current active configuration contains the following section:

```
<LBandSettings Name = "Default">
  <OscillatorFrequency>10600000</OscillatorFrequency>
  <TransponderFrequency>11837000</TransponderFrequency>
  <PolarVolts>0</PolarVolts>
  <SymbolRate>27500000</SymbolRate>
  <ViterbiRate>2</ViterbiRate>
  <ViterbiRateAuto>1</ViterbiRateAuto>
  <Tone22K>0</Tone22K>
  <InvertSpectrum>1</InvertSpectrum>
</LBandSettings>
```

and it is replaced, using a configuration file, with the following section:

```
<LBandSettings Update = "Absolute" Name = "Default">
  <OscillatorFrequency>355000</OscillatorFrequency>
  <TransponderFrequency>24000</TransponderFrequency>
</LBandSettings>
```

the active configuration will be as follows:

```
<LBandSettings Update = "Absolute" Name = "Default">
  <OscillatorFrequency>355000</OscillatorFrequency>
  <TransponderFrequency>24000</TransponderFrequency>
</LBandSettings>
```

The original section was, in effect, deleted and replaced with the new section. However, if the original section was replaced with the following section:

```
<LBandSettings Update = "Incremental" Name = "Default">
  <OscillatorFrequency>355000</OscillatorFrequency>
  <TransponderFrequency>24000</TransponderFrequency>
</LBandSettings>
```

the active configuration will be as follows:

```
<LBandSettings Update = "Incremental" Name = "Default">
  <OscillatorFrequency>355000</OscillatorFrequency>
  <TransponderFrequency>24000</TransponderFrequency>
  <PolarVolts>0</PolarVolts>
  <SymbolRate>27500000</SymbolRate>
  <ViterbiRate>2</ViterbiRate>
  <ViterbiRateAuto>1</ViterbiRateAuto>
  <Tone22K>0</Tone22K>
  <InvertSpectrum>1</InvertSpectrum>
</LBandSettings>
```

Note that the original section was modified, but those tags not specified in the updating file were left unchanged.

Defaults

Default values are ‘hardwired’ into the MTM400; they will be used when no value has been given using a configuration file. However for some elements, alternative default values can be supplied, for example, <Program>. If the defaults are supplied through the configuration file, all subsidiaries of that element will use those defaults unless specific values are given.

<pre><!-- Program Default Parameters --> PV1 = 98 kbit/s PV2 = 34 Mbit/s PV3 = PMT test disabled</pre>	<p>Program default values: all programs will adopt these values unless specific values are given.</p>
<pre><Programs Update="Absolute"> <Program Number="1234"> PV1 = 400 kbit/s PV2 = 100 Mbit/s PV3 = PMT test enabled </Program> </Programs></pre>	<p>Specific program values: these values will be adopted by Program 1234. All other programs will adopt the default values.</p>

Example Configuration File

The following example configuration file is provided for information only. It is not intended to show *all* available elements and attributes; you can see these by examining the xsd definition file.

```
<?xml version="1.0" encoding="UTF-8"?>
<MTM400Configuration Name = "AutoBRTest"
xmlns:xsi="http://www.w3.org/2001/XMLSchema-instance" xsi:noNamespaceSchema-
Location="config.xsd">
  <Device>
    <UTCOffset>0</UTCOffset>
    <TimeSource>2</TimeSource>
  </Device>
  <Streams>
    <Stream Number="1">
      <PI1>4</PI1>
      <LBand Update = "Incremental" Selection = "Default">
        <LBandSettings Name = "Default">
          <OscillatorFrequency>10600000</OscillatorFrequency>
          <TransponderFrequency>11837000</TransponderFrequency>
          <PolarVolts>0</PolarVolts>
          <SymbolRate>27500000</SymbolRate>
          <ViterbiRate>2</ViterbiRate>
          <ViterbiRateAuto>1</ViterbiRateAuto>
          <Tone22K>0</Tone22K>
          <InvertSpectrum>1</InvertSpectrum>
        </LBandSettings>
      </LBand>
      <Qam Update = "Incremental" Selection = "QamADefault">
        <QamSettings Name = "QamADefault">
          <Frequency>474000000</Frequency>
          <SymbolRate>6900000</SymbolRate>
          <TwoLoFrequency>43025000</TwoLoFrequency>
          <Constellation>2</Constellation>
          <Inversion>1</Inversion>
          <LoopBWwide>0</LoopBWwide>
          <AFCwide>0</AFCwide>
          <TroubleShoot>0</TroubleShoot>
        </QamSettings>
      </Qam>
      <Nic Update = "Incremental">
        </Nic>
      <BroadcastStandard>1</BroadcastStandard>
      <DvbRegion>5</DvbRegion>
      <Satellite>1</Satellite>
      <TmccAcquisition>0</TmccAcquisition>
      <MpeAcquisition>0</MpeAcquisition>
      <ResetEventsOnSyncAcquired>0</ResetEventsOnSyncAcquired>
      <MonitorRepetitionRates>0</MonitorRepetitionRates>
      <PcrAccuracyMode>1</PcrAccuracyMode>
      <OS1>60000</OS1>
      <HoldoffMode>0</HoldoffMode>
      <TimeStamping>1</TimeStamping>
    </Stream>
  </Streams>
</MTM400Configuration>
```

```

<!-- Stream Miscellaneous Parameters -->
<PS58>Str107</PS58>
<PS60>0</PS60>

<!-- Stream Integer Parameters -->
<PS2>64000</PS2>
<PS3>300000000</PS3>
<PS5>3</PS5>
<PS6>10</PS6>

<!-- Stream Interval Parameters -->
<PS1>1000</PS1>
<PS4>100</PS4>
<PS8>3055</PS8>

<!-- Program Integer Default Parameters -->
<PV1>0</PV1>
<PV2>4294967295</PV2>
<PV3>1</PV3>

<!-- Pid Group Integer Default Parameters -->
<PG2>0</PG2>
<PG3>4294967295</PG3>

<!-- Pid Integer Default Parameters -->
<PP1>1</PP1>
<PP4>500</PP4>
<OP1>0</OP1>

<!-- Pid Interval Default Parameters -->
<PP2>40</PP2>
<PP3>100</PP3>
<PP5>700</PP5>
<PP15>2000</PP15>
<PP16>1000</PP16>
<PP17>260</PP17>
<PP18>260</PP18>

<!-- Stream Float Parameters -->
<PP9>0.000000</PP9>
<PS56>
  <ServiceList Update = "Incremental">
    <Service Number="25664">
      <Constraint>0</Constraint>
      <ServiceType>1</ServiceType>
      <ServiceName>The HITS</ServiceName>
      <PCRPID>101</PCRPID>
      <OtherPIDsAllowed>0</OtherPIDsAllowed>
      <PIDList Update = "Incremental">
        <PID Number="101">
          <Constraint>0</Constraint>
          <StreamType>2</StreamType>
          <CADescriptorPresent>0</CADescriptorPresent>
          <IsScrambled>0</IsScrambled>
        </PID>
        <PID Number="102">

```

```

        <Constraint>0</Constraint>
        <StreamType>3</StreamType>
        <CADescriptorPresent>0</CADescriptorPresent>
        <IsScrambled>0</IsScrambled>
    </PID>
    <PID Number="103">
        <Constraint>0</Constraint>
        <StreamType>6</StreamType>
        <CADescriptorPresent>0</CADescriptorPresent>
        <IsScrambled>0</IsScrambled>
    </PID>
    <PID Number="105">
        <Constraint>0</Constraint>
        <StreamType>11</StreamType>
        <CADescriptorPresent>0</CADescriptorPresent>
        <IsScrambled>0</IsScrambled>
    </PID>
</PIDList>
<RatingList>
</RatingList>
</Service>
</ServiceList>
</PS56>

<PIDS Update = "Incremental">
    <PID Number="0" ForcePresence="0">
        <PP7>10828</PP7>
        <DisabledEvents>0x3132</DisabledEvents>
    </PID>
    <PID Number="101" ForcePresence="0">
        <PP2>922</PP2>
        <PP5>977</PP5>
        <PP6>328473</PP6>
        <PP7>9590707</PP7>
        <PP50>49826</PP50>
        <PP51>245392</PP51>
        <PP53>13763</PP53>
        <DisabledEvents>0x3132</DisabledEvents>
    </PID>
    <PID Number="102" ForcePresence="0">
        <PP5>1108</PP5>
        <PP6>95052</PP6>
        <PP7>240038</PP7>
        <DisabledEvents>0x3132</DisabledEvents>
    </PID>
</PIDS>
<Events Update = "Incremental">
    <Event ID="0x1000">
        <Enabled>1</Enabled>
        <TrapClearEnabled>0</TrapClearEnabled>
        <TrapRaiseEnabled>0</TrapRaiseEnabled>
        <AlarmSetting>0x0</AlarmSetting>
    </Event>
    <Event ID="0x1001">
        <Enabled>1</Enabled>
        <TrapClearEnabled>0</TrapClearEnabled>

```



```
        <TrapRaiseEnabled>0</TrapRaiseEnabled>
        <AlarmSetting>0x0</AlarmSetting>
    </Event>
    <Event ID="0xc027">
        <Enabled>0</Enabled>
        <TrapClearEnabled>0</TrapClearEnabled>
        <TrapRaiseEnabled>0</TrapRaiseEnabled>
        <AlarmSetting>0x0</AlarmSetting>
    </Event>
</Events>
<ServiceLog>
    <PIDS></PIDS>
</ServiceLog>
<CIPConfiguration>

</CIPConfiguration>
<TrapSettings>
    <TrapSinkTimeout>5</TrapSinkTimeout>
    <TrapThrottle>10</TrapThrottle>
    <TrapSinks>
        <TrapSink>192.158.201.138</TrapSink>
    </TrapSinks>
</TrapSettings>
</Stream>
</Streams>
</MTM400Configuration>
```


WARNING

The following servicing instructions are for use only by qualified personnel. To avoid injury, do not perform any servicing other than that stated in the operating instructions unless you are qualified to do so. Refer to all safety summaries before performing any service.





Hardware Maintenance

Hardware Maintenance

This section describes the general care and service procedures for the MTM400 MPEG Transport Stream Monitor and includes the following subsections:

- *Preventive Maintenance* provides cleaning instructions.
- *Rack Mounting* provides instructions for installing the unit in a 19-inch equipment rack.
- *Removing and Replacing an Interface Board* provides instructions for adding an Interface board to the unit.
- *Battery Maintenance* provides instructions for replacing the batteries.
- *Repacking for Shipment* provides instructions for packing and shipping the MTM400 MPEG Transport Stream Monitor.

Preventive Maintenance

Protect the unit from adverse weather conditions. The unit is not waterproof.



CAUTION. To avoid damage to the unit, do not expose it to sprays, liquids, or solvents.

Do not use chemical cleaning agents; they may damage the instrument. Avoid chemicals that contain benzene, toluene, xylene, acetone, or similar solvents.

Preventive maintenance mainly consists of periodic cleaning. The unit should be cleaned as needed based on the operating environment.

Cleaning the Exterior

Clean the exterior surfaces of the instrument with a dry, lint-free cloth or a soft-bristle brush. If dirt remains, use a cloth or swab dampened with a 75% isopropyl alcohol solution. A swab is useful for cleaning in narrow spaces around the connectors. Do not use abrasive compounds on any part of the unit.



CAUTION. Avoid getting moisture inside the unit during external cleaning. Use only enough cleaning solution to dampen the cloth or swab. Use a 75% isopropyl alcohol solution as a cleanser. To rinse, repeat the same process using a cloth dampened with de-ionized water.

Rack Mounting



CAUTION. *Efficient cooling will be maintained in a rack-mounted unit if the air temperature at all intake air vents (inside the rack) does not exceed 40 °C.*



WARNING. *To avoid fire hazard and injury, the MTM400 must be installed in the rack only as specified, and proper ventilation must be maintained.*

The MTM400 can be mounted in a standard 19-inch equipment rack.

The chassis components of the rack slides are attached during manufacture as shown in Figure 4-1:

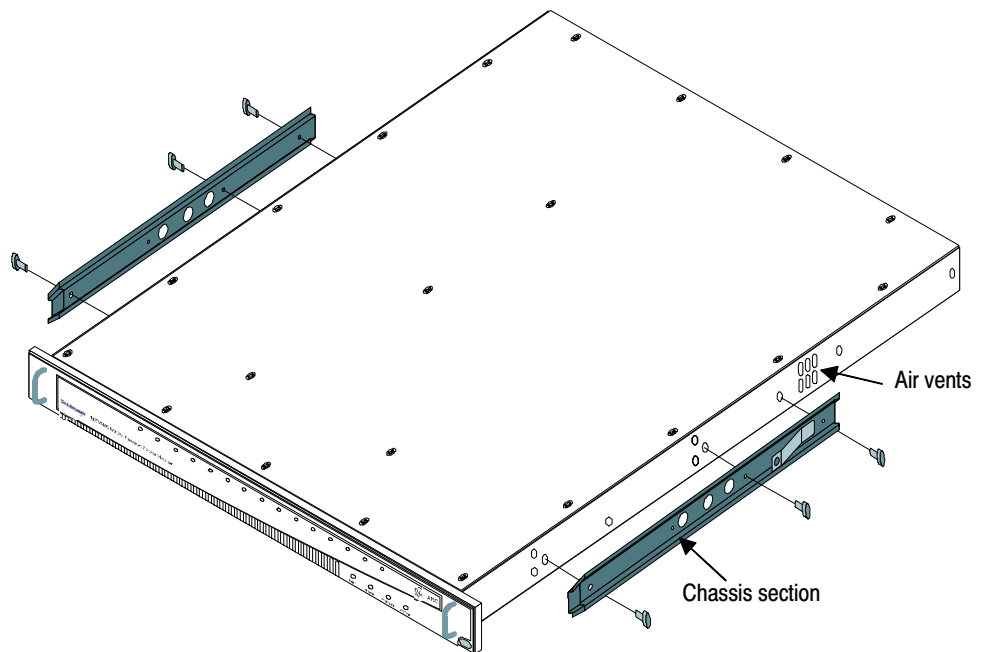


Figure 4-1: Chassis section rack slides



CAUTION. *If the right slide is replaced for any reason, it must not obstruct the adjacent air vents.*

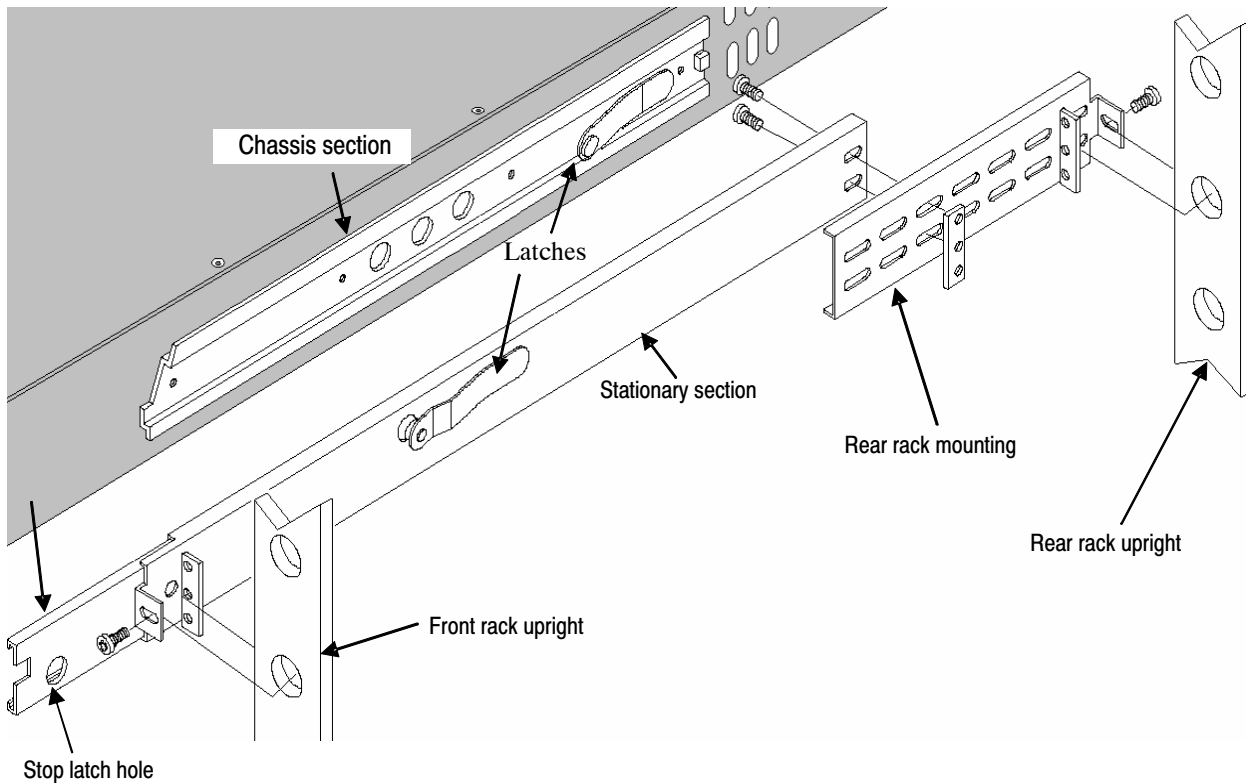


Figure 4-2: Rack mounted sections

The chassis section is already installed on the unit. The position of the rear rack mounting can be adjusted to suit the depth of the rack. Approximately six inches of clearance is required between the rear panel of the unit and any rear cabinet panel to allow for connector space and adequate air circulation.

Installing the MTM400 Unit

Refer to Figure 4-3 to install the unit in the rack.

1. Pull the slide-out track section to the fully extended position.
2. Insert the MTM400 chassis sections into the slide-out sections.
3. Press the stop latches and push the unit toward the rack until the latches snap into their holes.
4. Press the stop latches again and push the unit fully into the rack.
5. Tighten the front panel retaining screw.

Removing the MTM400 Unit

Refer to Figure 4-3 to remove the unit from the rack.

1. Loosen the front panel retaining screw and pull the unit out until the stop latches snap into the holes.
2. Press the stop latches and remove the unit.

When removing the unit from the rack, be sure to disconnect all cabling.

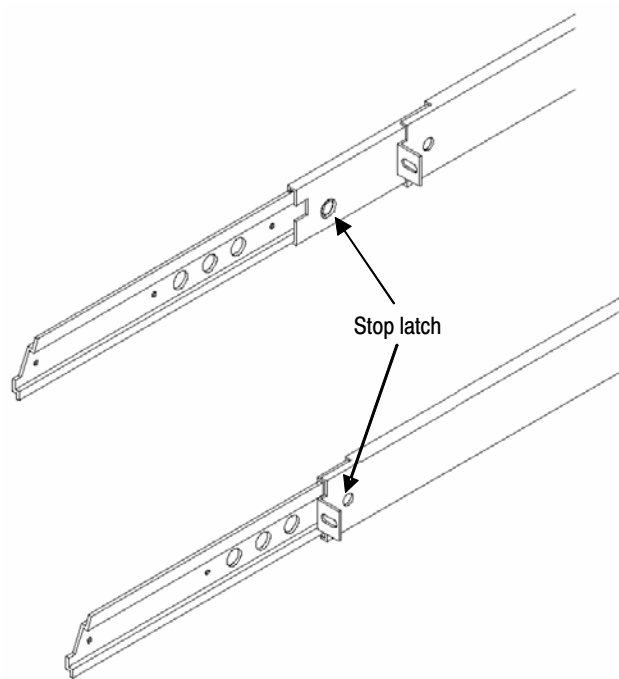


Figure 4-3: Installing or removing the rack slides

Rack Adjustments

After installation, if the slide tracks are not properly adjusted, they may bind. To adjust the tracks, slide the instrument out about 10 inches, slightly loosen the screws holding the tracks to the front rails, and allow the tracks to seek an unbound position. Retighten the screws and check the tracks for smooth operation by sliding the instrument in and out of the rack several times.

Once the instrument is in place within the rack, tighten the knurled retaining screw to fasten it securely into the rack.

Rack Slide Maintenance

The slide-out tracks do not require lubrication. The dark gray finish on the tracks is a permanent, lubricated coating.

Removing and Replacing an Interface Board

The following procedure describes how to access and replace an interface board.

A range of interface boards is available for the MTM400; contact Tektronix for a full list of those available. The principles involved in removing and replacing an interface board is similar; any differences in the procedure are indicated in the following paragraphs.



WARNING. *To prevent serious injury or death from electrical shock, do not operate the instrument with the cover or panels removed. Disconnect power from the instrument before removing the covers or panels.*



CAUTION. *Only qualified personnel should perform this procedure. Read the Service Safety Summary and the General Safety Summary before performing this procedure.*

The following tools are recommended when removing and replacing MTM400 Interface board.

- An anti-static wrist-strap for safe handling of components containing static sensitive devices. It is advisable to wear the wrist-strap for all MTM400 maintenance activity.
- A screwdriver with T10, T15, and T20 TORX tips to remove the unit cover and module mounting screws

All connectors are polarized; they will only fit into their respective socket in one way. Do not use unnecessary force.

Accessing the Components

To access the replaceable components, the MTM400 must be disconnected and moved to a suitable working area.

Remove the Instrument Cover

1. Remove the 21 cover retaining screws (see Figure 4–4) and set them aside.
2. Lift the cover clear of the instrument.

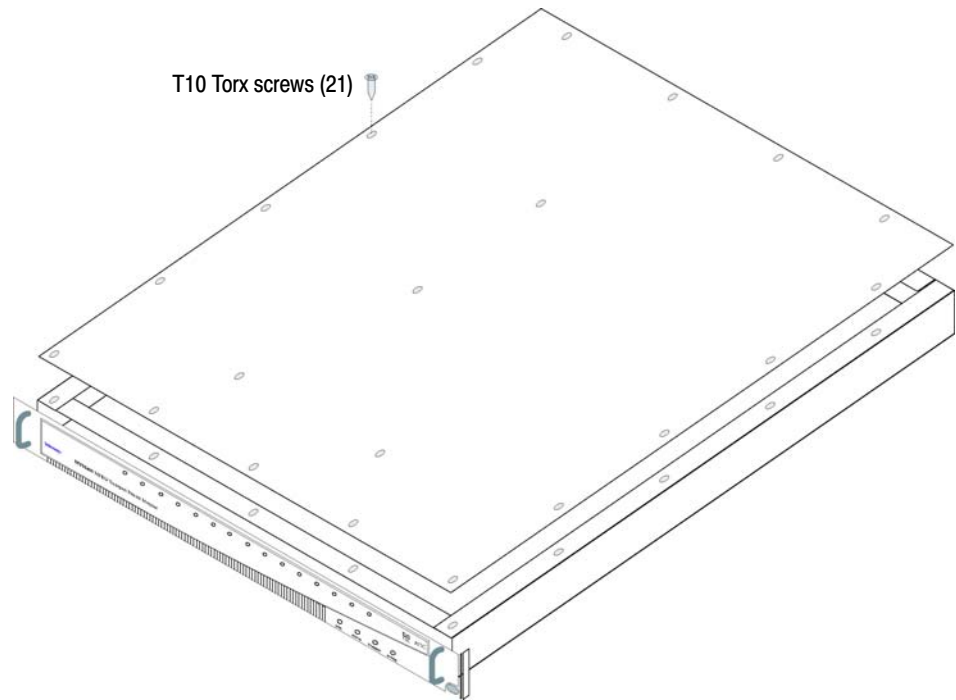


Figure 4–4: Removing the instrument cover

Remove the Installed Interface Board

3. Locate the interface board in your instrument (see Figure 4–5 and Figure 4–6 on page 4–8). The interface board is mounted on the right side of the instrument as viewed from the rear.
4. If your instrument does not have an interface board already installed, proceed to step 11 on page 4–13.
5. If your instrument has an interface board already installed, use Figure 4–5, Figure 4–6, and Figure 4–7 to determine which type of interface board is installed.



CAUTION. To avoid incorrectly installing the interface board, be sure to follow the removal directions for the type of interface board that is installed in your instrument. There are three types of interface boards as shown in Figure 4–5, Figure 4–6, and Figure 4–7. Each board type has different cable connections.

6. If a QAM (Annex A), QAM (Annex B, old version), QAM (Annex C), or QPSK (L-Band) interface board is currently installed, perform the following steps. Table 4–1 describes the cable connections to these interface boards. Otherwise, proceed to step 7.
 - a. Disconnect the two coaxial cables from the SMB connectors labeled I/P and O/P (see Figure 4–5). These are push-fit connectors.
 - b. If you are going to install a QAM (Annex B, new version), 8PSK, 8VSB, or COFDM interface board, completely remove the two coaxial cables by removing them from the connectors labeled I/P A and O/P A on the TS Processor board.

NOTE. Leave the two coaxial cables connected to the TS Processor board if you are going to install a QAM (Annex A), QAM (Annex B, old version), QAM (Annex C), or QPSK (L-Band) interface board.

- c. Disconnect the eight-wire power cable from the connector labeled J7 on the interface board.
- d. Proceed to step 9 on page 4–10.

Table 4–1: QAM (Annex A), QAM (Annex B, old version), QAM (Annex C), and QPSK (L-Band) board connectors

Interface board connection	Cable type	Connects to location	Function
P1	Eight wires	J7 on Power Distribution board	Power
O/P	Miniature coaxial	I/P A on TS Processor board	Data (serializer)
I/P	Miniature coaxial	O/P A on TS Processor board	Data (serializer)




Figure 4-5: QAM (Annex A), QAM (Annex B, old version), QAM (Annex C), and QPSK (L-Band) interface board location




Figure 4-6: QAM (Annex B, new version), 8PSK, 8VSB, and COFDM interface board location




Figure 4-7: GbE interface board installation

7. If a QAM (Annex B, new version), 8PSK, 8VSB, or COFDM interface board is currently installed, perform the following steps. Table 4-2 describes the cable connections to these interface boards.
 - a. Disconnect the ribbon cable from the connector labeled J14 on the interface board (see Figure 4-6).
 - b. If you are going to install a QAM (Annex A), QAM (Annex B, old version), QAM (Annex C), or QPSK (L-Band) interface board, completely remove the ribbon cable by removing it from the connector labeled J750 on the TS Processor board.

NOTE. Leave the ribbon cable connected to the TS Processor board if you are going to install a QAM (Annex B, new version), 8PSK, 8VSB, or COFDM interface board.

- c. Disconnect the eight-wire power cable from the connector labeled JR1 on the interface board.
- d. Proceed to step 9 on page 4-10.

Table 4-2: QAM (Annex B, new version), 8PSK, 8VSB, and COFDM interface board connectors

Interface board connection (see Figure 4-6)	Cable type	Connects to location	Function
JR1	Eight wires	J7 on Power Distribution board	Power
J14	Ribbon	J750 on TS Processor board	Data (serializer)

8. If a GbE interface board is currently installed, perform the following steps. Table 4–3 describes the cable connections to this interface board.
 - a. Disconnect the ribbon cable from the connector labeled J10 on the interface board (see Figure 4–7).
 - b. If you are going to install a QAM (Annex A), QAM (Annex B, old version), QAM (Annex C), or QPSK (L-Band) interface board, completely remove the ribbon cable by removing it from the connector labeled J750 on the TS Processor board.

NOTE. Leave the ribbon cable connected to the TS Processor board if you are going to install a QAM (Annex B, new version), 8PSK, 8VSB, or COFDM interface board.

- c. Disconnect the eight-wire power cable from the connector labeled J8 on the interface board.

Table 4–3: GbE interface board connectors

Interface board connection	Cable type	Connects to location	Function
J8	Eight wires	J7 on Power Distribution board	Power
J10	Ribbon	J750 on TS Processor board	Control data

9. Remove the retaining screws from the interface board as described below:
 - a. For QAM (Annex A), QAM (Annex B, old version), QAM (Annex C), and QPSK (L-Band) interface boards, remove the four retaining screws from the board and remove the three retaining screws from the rear panel as shown in Figure 4–8.
 - b. For QAM (Annex B, new version), 8PSK, 8VSB, and COFDM interface boards, remove the six retaining screws from the board and remove the three retaining screws from the rear panel as shown in Figure 4–9.
 - c. For GbE interface boards, remove the six retaining screws from the board and remove the three retaining screws from the rear panel as shown in Figure 4–10.




Figure 4-8: Retaining screw locations for QAM (Annex A), QAM (Annex B, old version), QAM (Annex C), and QPSK (L-Band) interface boards




Figure 4-9: Retaining screw locations for QAM (Annex B, new version), 8PSK, 8VSB, and COFDM interface boards




Figure 4-10: Retaining screw locations for GbE interface board

10. Lift the interface board clear of the instrument and place the board on a static-free surface.



CAUTION. To prevent static damage to the removed board, be sure to store the board in static-free packaging. Failure to properly store the board may result in the board needing repair before it will operate properly when reinstalled.

Install the New Interface Board

11. If an interface board was not previously installed in the instrument, a blank cover is installed on the right side of the rear panel (as viewed from the rear of the instrument). If your instrument has a blank cover, remove the three retaining screws and remove the blank cover.
12. Place the new interface board into the right side of the instrument (as viewed from the rear of the instrument). See Figure 4-5, Figure 4-6, and Figure 4-7 on page 4-8 and page 4-9.
13. Line up the mounting points and install the retaining screws as described below:
 - a. For QAM (Annex A), QAM (Annex B, old version), QAM (Annex C), and QPSK (L-Band) interface boards, install the four retaining screws in the board and install the three retaining screws in the rear panel as shown in Figure 4-8.
 - b. For QAM (Annex B, new version), 8PSK, 8VSB, and COFDM interface boards, install the six retaining screws in the board and install the three retaining screws in the rear panel as shown in Figure 4-9.
 - c. For GbE interface boards, install the six retaining screws in the board and install the three retaining screws in the rear panel as shown in Figure 4-10.
14. Connect the signal and power cables as described next.



CAUTION. *To prevent damage to the interface board connectors, do not use unnecessary force to connect the cables. All of the connectors are polarized and they will only fit into their respective socket in one way.*

- a. For QAM (Annex A), QAM (Annex B, old version), QAM (Annex C), and QPSK (L-Band) interface boards, make the following cable connections. Refer to Table 4-1 on page 4-7 for a description of the cable connections for these interface boards.
 - Connect one coaxial cable from the connector labeled O/P on the interface board to the connector labeled I/P A on the TS Processor board. This is a push-fit connector. See Figure 4-11 for cable locations.
 - Connect the other coaxial cable from the connector labeled I/P on the interface board to the connector labeled O/P A on the TS Processor board.
 - Connect the eight-wire power cable from P1 on the interface board to J7 on the Power Distribution board.




Figure 4-11: Cable connections for QAM (Annex A), QAM (Annex B, old version), QAM (Annex C), and QPSK (L-Band) interface boards

- b. For QAM (Annex B, new version), 8PSK, 8VSB, and COFDM interface boards, make the following cable connections. Refer to Table 4–2 on page 4–9 for a description of the cable connections for these interface boards.
- Connect the ribbon cable from the connector labeled J14 on the interface board to the connector labeled J750 on the TS Processor board. See Figure 4–12 for cable locations.
 - Connect the eight-wire power cable from JR1 on the interface board to J7 on the Power Distribution board.
 - Verify that the two coaxial cables on the interface board are firmly attached to their connectors.




Figure 4–12: Cable connections for QAM (Annex B, new version), 8PSK, 8VSB, and COFDM interface boards

- c. For GbE interface boards, make the following cable connections. Refer to Table 4-3 on page 4-10 for a description of the cable connections for these interface boards.
 - Connect the ribbon cable from the connector labeled J10 on the interface board to the connector labeled J750 on the TS Processor board. See Figure 4-13 for cable locations.
 - Connect the eight-wire power cable from J8 on the interface board to J7 on the Power Distribution board.




Figure 4-13: Cable connections for GbE interface board

- 15. Line up the instrument top cover and replace the 21 retaining screws (see Figure 4-4 on page 4-6).

Select the Interface

- 16. The Interface board will be detected and initialized when the MTM400 unit is switched on. Before the Interface board can be used, it must be selected through the user interface and an input must be provided.

Refer to the *MTM400 MPEG Transport Stream Monitor User Manual* for instructions on how to configure the Interface board using the Stream Configuration dialog box.

Battery Maintenance

The MTM400 unit uses a pair of Lithium batteries to provide power to the backup circuits when mains power is off. Under normal circumstances, the shelf life of the batteries is in excess of five years.

NOTE. *The following precautions must be observed when replacing and handling the batteries:*

- *Batteries must only be replaced with the correct Tektronix part (refer to Table 1–31 on page 1–19).*
 - *Both batteries must always be replaced.*
 - *Batteries must be disposed of in accordance with local regulations.*
-

Replacing the Batteries

The batteries are mounted on the Transport Stream Processor board. It is only necessary to remove the top panel to gain access to the batteries.



WARNING. *To avoid personal injury or damage to the unit, do not operate without covers.*

Disconnect power to the unit before removing the covers or panels.

Do not operate this product with covers or panels removed.



CAUTION. *Only qualified personnel should perform this procedure. Read the Service Safety Summary and the General Safety Summary before performing this procedure.*

NOTE. *When the batteries are depleted or removed, all configuration information will be lost, including the network address. The network installation procedure will have to be repeated (refer to Network Installation in the MTM400 MPEG Transport Stream Monitor User Manual).*

It is also recommended that you save the configuration information to a storage slot, since this will also be lost. Refer to the MTM400 MPEG Transport Stream Monitor User Manual for instructions on how to save the configuration settings.

Perform the following steps to replace the batteries:

1. Remove the top panel (refer to *Remove the Instrument Cover* on page 4–6).
2. The batteries are held in a battery holder by a metal clip on the Transport Stream Processor board. Slide the batteries out of the holder.



CAUTION. *Dispose of the batteries in accordance with local regulations.*

Use only the specified battery (refer to Table 1–31 on page 1–19).

3. Replace the batteries. The positive symbol (+) should be uppermost.
4. Before replacing the cover, ensure that all components are in place and that all connections are secure.
5. Replace the 21 cover retaining screws and tighten them uniformly.
6. Reconnect the unit and apply power (refer to *Electrical Installation* in the *MTM400 MPEG Transport Stream Monitor User Manual*).
7. Reinstall the network identity of the unit (refer to *Network Installation* in the *MTM400 MPEG Transport Stream Monitor User Manual*).
8. If required, reinstall the configuration information. Refer to the *MTM400 MPEG Transport Stream Monitor User Manual* for instructions on how to restore the configuration settings.

Repacking for Shipment

If an instrument is to be shipped to a Tektronix field office for repair, attach a tag to the instrument showing the following:

- Owner's name and address
- Serial number
- Description of the problem(s) encountered and/or service required.

The MTM400 MPEG Transport Stream Monitor is shipped in cartons designed to provide it with the maximum protection. If you ship the instrument subsequently, you will need to use these cartons, the spacer pads, the protective bag, and the instrument support inserts to provide adequate protection.



CAUTION. *Tektronix cannot honor the instrument's warranties if the MTM400 arrives at the service center in a damaged condition. The unit must be packed in its original carton (and its supporting packaging material) or in such a way as to provide similar protection.*

To prevent the loss of your instrument's warranties, Tektronix strongly recommends that you use an MTM400 MPEG Transport Stream Monitor shipping carton (that is in good condition) when you ship your instrument to another location or when you return the instrument to a Tektronix service center for repair.

New packaging material is available from Tektronix. To obtain these items, contact your nearest Tektronix office or representative.



Glossary

Glossary

Program and Service: In this manual, the terms program and service are interchangeable.

Accuracy

The closeness of the indicated value to the true value.

ARIB

Association of Radio Industries and Businesses

ASI

Asynchronous Serial Interface

ATSC

Advanced Television Systems Committee

BAT

Bouquet Association Table

BER

Bit Error Rate

CAT

Conditional Access Table

CRC

Cyclic Redundancy Check

CSV

Comma Separated Values

CVCT

Cable Virtual Channel Table

DNS

Domain Name Server

DVB

Digital Video Broadcasting

EIT

Event Information Table

EMM

Entitlement Management Message

ETT

Extended Text Table

EVM

Error Vector Magnitude

GMT

Greenwich Mean Time

GPSI

General Purpose Serial Interface

IIP

ISDB-T Information Packet

ISA

Integrated Systems Architecture

ISDB

Integrated Services Digital Broadcasting

LNB

Low Noise Block

MER

Modulation Error Ratio

MGT

Master Guide Table

MHEG

Multimedia and Hypermedia Experts Group

MPEG

Moving Picture Experts Group

NIT

Network Information Table

PAT

Program Association Table

PCI

Peripheral Component Interconnect

PCR

Program Clock Reference

PID

Packet Identifier

PMT

Program Map Table

PSIP

Program and System Information Protocol (ATSC)

PTS

Presentation Time Stamp

QAM

Quadrature Amplitude Modulation

QPSK

Quaternary Phase-Shift Keying
(also known as Quadrature Phase-Shift Keying)

RRT

Rating Region Table

RTM

Real-Time Monitor

RUI

Remote User Interface

SDT

Service Description Table

SI

Service Information (DVB)

SMC

Sub Miniature Connector

SMPTE

Society of Motion Picture and Television Engineers

SNMP

Simple Network Management Protocol

SSI

Synchronous Serial Interface

STT

System Time Table

TEF

Transport Error Flag

TMCC

Transmission and Multiplexing Configuration Control (ISDB-S)

TOT

Time Offset Table

TSDT

Transport Streams Description Table

TVCT

Terrestrial Virtual Channel Table

TVRO

Television Receive Only

UTC

Coordinated Universal Time

VCT

Virtual Channel Table

XML

Extensible Markup Language